

City of Pottersville - Council Agenda

Thursday, January 15, 2026, at 6:00 p.m. – Pottersville City Hall, 319 N. Nelson Street

A. Call to Order:

B. Pledge of Allegiance:

C. Roll Call:

D. Approval of Agenda:

E. Approval of Minutes: Regular Meeting December 18, 2025

F. Approval of Bills: General Bills - \$97,826.31 + \$17,248.40

TOTAL AP = \$115,074.71

G. City Manager's Report: Manager's report is in the packet.

H. Public Comment on agenda items:

I. Communications:

J. Department Reports: Reports are in the packet.

K. New Business:

- 1. Accept Council Member Resignation**
- 2. Council Member Elections - Mayor and Deputy Mayor**
- 3. Appoint Planning Commission Member**
- 4. Resolution 2026-015-01 – Sunset Hills East Side Condominium Site Plan/final**

L. Public Comment on non-agenda items:

M. Next Regular Meeting: Thursday, February 19, at 6:00 p.m.

N. Excuse absent member(s):

O. Adjourn:

City of Potterville

319 N. Nelson St. ♦ PO Box 488 ♦ Potterville, MI 48876 ♦ Phone: (517) 645-7641
Fax: (517) 645-7810 ♦ www.pottervillemi.org

The City Council Meeting was called to order by Mayor Lenneman on Thursday, December 18, 2025 at 6:00 pm at City Hall and the Pledge of Allegiance was recited.

Roll Call: Present: Mayor Lenneman, Deputy Mayor Potter, Member Connor, Member Nichols, Member Myers-Southerly and Member Sweeney.

Absent: Member Ranshaw

Approval of Agenda: Motion by Deputy Mayor Potter and supported by Member Myers-Southerly. Vote: Unanimous. Motion Carried (6-0).

Approval of November 20, 2025, Regular Minutes: Member Connor and supported by Myers-Southerly. Vote: Unanimous. Motion Carried (6-0).

Approval of Bills: Motion to pay Bills in the amount of \$161,951.84, by Member Myers-Southerly and supported by Deputy Mayor Potter. Roll Call Vote: Unanimous. Motion Carried (6-0).

Public Comment on Agenda Items: None

Department Reports: Included in packets

Communications: Member Nichols shared report for TIFA – Congratulations to Parks Director Falin for the City of Potterville being awarded the MDNR Grant regarding the City’s Trust Fund. Also, the Parks were recognized at the National level for National Park Award for Lake Alliance Complex.

Meeting Calendar 2026 - Motion by Member Connor and supported by Deputy Mayor Potter. Vote: Unanimous. Motion Carried (6-0).

Resolution No. 2025-1218-18, Poverty Exemption 2026: Motion by Deputy Mayor Potter and supported by Member Connor. Roll Call Vote: Unanimous. Motion Carried (6-0).

Public Comment on Non-Agenda Items: None

City of Potterville

319 N. Nelson St. ♦ PO Box 488 ♦ Potterville, MI 48876 ♦ Phone: (517) 645-7641
Fax: (517) 645-7810 ♦ www.pottervillemi.org

Excuse Absent Member Ranshaw: Motion by Mayor Lenneman and supported by Member Myers-Southerly. Vote: Unanimous. Motion Carried (6-0).

Next Regular Meeting: January 15, 2026

Meeting Adjourned: 6:24 pm

Becky Dolman,

City Clerk

INVOICE NUMBER	DESCRIPTION	AMOUNT
VENDOR NAME: ACE HARDWARE-GRAND LEDGE		
12357/4	KEY	11.98
TOTAL VENDOR ACE HARDWARE-GRAND LEDGE		11.98
VENDOR NAME: APPLIED IMAGING		
3030119	EQUIPMENT AND PRINTING 1/8-2/7/26	24.05
TOTAL VENDOR APPLIED IMAGING		24.05
VENDOR NAME: BLUE CARE NETWORK OF MICHIGAN		
JAN 2026	MEDICAL PREMIUM	7,395.50
TOTAL VENDOR BLUE CARE NETWORK OF MICHIGAN		7,395.50
VENDOR NAME: BRONNERS'S		
INV63825	CHRISTMAS LIGHTS	1,426.52
INV63826	CHRISTMAS LIGHTS	1,439.85
TOTAL VENDOR BRONNERS'S		2,866.37
VENDOR NAME: BUILD MASTERS RENTAL LLC		
.8587	60' BOOM LIFT 2 WEEKS	2,988.00
TOTAL VENDOR BUILD MASTERS RENTAL LLC		2,988.00
VENDOR NAME: BUTLER HEATING & AIR CONDITIONING		
3999	INSTALL TUBE HEATER IN POLICE GARAGE	4,991.97
TOTAL VENDOR BUTLER HEATING & AIR CONDITIONING		4,991.97
VENDOR NAME: CITY OF POTTERVILLE		
11/25-12/22/25	UTILITIES	558.62
TOTAL VENDOR CITY OF POTTERVILLE		558.62
VENDOR NAME: CMP DISTRIBUTORS		
025063	ALIEN GEAR,	357.45
025046	ALIEN GEAR, RAPID FORCE LEVEL III DUTY HOLSTER FOR GLOCK	419.90
TOTAL VENDOR CMP DISTRIBUTORS		777.35
VENDOR NAME: COMCAST		
12/20-1/19/26	OFFICE INTERNET	145.85
TOTAL VENDOR COMCAST		145.85
VENDOR NAME: CONSUMERS ENERGY		
11/22-12/21/25	UTILITIES	9,384.43
DEC 2025	UTILITIES	1,919.65
TOTAL VENDOR CONSUMERS ENERGY		11,304.08
VENDOR NAME: D & L FUELS		
212374	UNLEADED GAS	652.01
212373	DIESEL	722.10
TOTAL VENDOR D & L FUELS		1,374.11
VENDOR NAME: DELTA DENTAL		
JAN 2026	DENTAL BENEFITS	1,075.14
TOTAL VENDOR DELTA DENTAL		1,075.14
VENDOR NAME: DUROTECH AUTOMOTIVE		
46653	2016 FORD F 350 TIE ROD, COOLANT	640.31
TOTAL VENDOR DUROTECH AUTOMOTIVE		640.31
VENDOR NAME: EATON COUNTY SHERIFF'S DEPARTMENT		
DEC. 11, 20225	WORKCREW	300.00
TOTAL VENDOR EATON COUNTY SHERIFF'S DEPARTMENT		300.00
VENDOR NAME: EATON COUNTY TREASURER		
DRAIN 2025	BIG THAORNAPPLE & POTTER DRAINS	1,122.32
TOTAL VENDOR EATON COUNTY TREASURER		1,122.32
VENDOR NAME: FCI AUTOMATION - LANSING		

INVOICE NUMBER	DESCRIPTION	AMOUNT
VENDOR NAME: FCI AUTOMATION - LANSING		
001099565	HOSE ASSY	81.30
TOTAL VENDOR FCI AUTOMATION - LANSING		81.30
VENDOR NAME: GAMETIME		
SR108920	COIL SPRING REPLACEMENT FOR PARK	353.52
TOTAL VENDOR GAMETIME		353.52
VENDOR NAME: HUTSON, INC		
11124172	54" BLADES	825.00
TOTAL VENDOR HUTSON, INC		825.00
VENDOR NAME: LANSING UNIFORM		
109031	UNIFORMS	1,604.15
TOTAL VENDOR LANSING UNIFORM		1,604.15
VENDOR NAME: MENARDS-LANSING WEST		
9190	DOG FOOD	53.78
09990	WIRE CONNECTORS, PLATES, BATTERIES	26.94
09998	CLR, GORILLA TAPE, CHAINSAW SHARP BIT, 1 GAL TANK SPRAYER, PAPER TOWELS	114.92
099991	GLOVES, ENTRY MAT, COFFE POT, COAT HOOKS, STORAGE TUBS, CLEANING SUPPLIES, PAPER PRODUCTS, VACUUM	325.81
TOTAL VENDOR MENARDS-LANSING WEST		521.45
VENDOR NAME: MICHIGAN CAT		
PD18150347	SEAL O RING	56.05
PD18157649	KIT SPOOL RETURN	(1,150.89)
PD18124181	VALVE	1,721.53
TOTAL VENDOR MICHIGAN CAT		626.69
VENDOR NAME: MICHIGAN WATER ENVIRONMENT ASSOC.		
FEB 10-11, 2026	OPERATOR EXPO - CITY MANAGER	300.00
TOTAL VENDOR MICHIGAN WATER ENVIRONMENT ASSOC.		300.00
VENDOR NAME: PAYTON ASSESSING, LLC		
DEC. 2025	ASSESSING SERVICES	1,416.67
TOTAL VENDOR PAYTON ASSESSING, LLC		1,416.67
VENDOR NAME: RAY ALLEN MANUFACTURING		
RINV474075	ICON AIR HARN BLACK LARGE	324.99
TOTAL VENDOR RAY ALLEN MANUFACTURING		324.99
VENDOR NAME: ST. REGIS CULVERT, INC.		
125730	CARBIDE BLADE, CURB RUNNERS FOR POLAR FLEX	1,501.20
TOTAL VENDOR ST. REGIS CULVERT, INC.		1,501.20
VENDOR NAME: STATE OF MICHIGAN		
DEC.2025	MDOT	52,396.52
TOTAL VENDOR STATE OF MICHIGAN		52,396.52
VENDOR NAME: STATE OF MICHIGAN (C)		
2026	MIDEAL ID 245	180.00
TOTAL VENDOR STATE OF MICHIGAN (C)		180.00
VENDOR NAME: TRUCK & TRAILER SPECIALTIES		
DSO018342	SUPPLIES	464.68
TOTAL VENDOR TRUCK & TRAILER SPECIALTIES		464.68
VENDOR NAME: UNITED STATES POST OFFICE		
11/25-12/22/25	WATER BILLS	286.70
TOTAL VENDOR UNITED STATES POST OFFICE		286.70
VENDOR NAME: UNUM LIFE INSURANCE		
DEC 2025	SHORT/LONG TERM DISABILITY INSURANCE	321.34

01/08/2026 02:32 PM
User: RDOLMAN
DB: Pottersville

CUSTOM INVOICE REPORT FOR CITY OF POTTERVILLE
EXP CHECK RUN DATES 12/19/2025 - 01/08/2026
BOTH JOURNALIZED AND UNJOURNALIZED OPEN AND PAID
BANK CODE: GEN

INVOICE NUMBER	DESCRIPTION	AMOUNT
VENDOR NAME: UNUM LIFE INSURANCE		
	TOTAL VENDOR UNUM LIFE INSURANCE	321.34
VENDOR NAME: VISION SERVICE PLAN		
JAN 2026	VISION	130.20
	TOTAL VENDOR VISION SERVICE PLAN	130.20
VENDOR NAME: VREDEVELD HAEFNER LLC		
7063	AUDIT FINISH	800.00
	TOTAL VENDOR VREDEVELD HAEFNER LLC	800.00
VENDOR NAME: WIGHTMAN		
1000075	SMALL URBAN PROJECT	116.25
	TOTAL VENDOR WIGHTMAN	116.25
GRAND TOTAL:		97,826.31

GL Number	Description	Beginning Balance
101-000-001.000	CASH	1,633,661.06
202-000-001.000	CASH	397,375.22
203-000-001.000	CASH	131,813.25
208-000-001.000	CASH	21,029.36
370-000-001.000	CASH	
401-000-001.000	CASH	8,650.48
590-000-001.000	CASH	213,652.23
590-000-010.000	CASH IN BANK - BOND RESERVE	368,450.00
590-000-011.000	CASH IN BANK-REPLACEMENT FUND	64,575.01
591-000-001.000	CASH	790,187.28
591-000-010.000	CASH IN BANK - BOND RESERVE	205,990.00
591-000-011.000	CASH IN BANK-REPLACEMENT FUND	414,805.01
598-000-001.000	CASH	13,440.99
641-000-001.000	CASH	103,031.94

Beginning GL Balance:	4,366,661.83
Add: Cash Receipts	135,018.20
Less: Cash Disbursements	(151,815.35)
Less: Payroll Disbursements	(71,641.34)
Add: Journal Entries/Other	405,814.14
Ending GL Balance:	4,684,037.48

GL Number	Description	Ending Balance
101-000-001.000	CASH	1,563,886.05
202-000-001.000	CASH	408,533.22
203-000-001.000	CASH	123,520.65
208-000-001.000	CASH	14,070.77
370-000-001.000	CASH	
401-000-001.000	CASH	8,194.17
590-000-001.000	CASH	253,902.96
590-000-010.000	CASH IN BANK - BOND RESERVE	368,450.00
590-000-011.000	CASH IN BANK-REPLACEMENT FUND	64,575.01
591-000-001.000	CASH	1,186,052.03
591-000-010.000	CASH IN BANK - BOND RESERVE	205,990.00
591-000-011.000	CASH IN BANK-REPLACEMENT FUND	414,805.01
598-000-001.000	CASH	13,440.99
641-000-001.000	CASH	58,616.62

Ending GL Balance: 4,684,037.48

Ending Bank Balance: 4,691,588.04

Add: Miscellaneous Transactions 2,267.49

Add: Deposits in Transit

01/02/2026 *Deposit ID: 2333 124.30

COUNCIL PAYROLL 12/31/25 THAT DID NOT TRANSFER (CLEAR JAN) (1,550.15)

SWEEP WITHDRAWAL (CLEAR JAN) 1,646.67

220.82

Less: 13 AP Outstanding Checks 10,038.87

Less: 0 PR Outstanding Checks

Adjusted Bank Balance 4,684,037.48

Unreconciled Difference: 0.00

REVIEWED BY: 

DATE: 1-6-25

01/05/2026 11:11 AM
User: JWest
DB: Potterville

BANK RECONCILIATION FOR CITY OF POTTERVILLE
Bank PR (PAYROLL ACCOUNT)
FROM 12/01/2025 TO 12/31/2025
Reconciliation Record ID: 349

GL Number	Description	Beginning Balance
750-000-001.000	CASH	7,298.24
Beginning GL Balance:		7,298.24
Add: Payroll Disbursements		4,008.76
Ending GL Balance:		11,307.00

GL Number	Description	Ending Balance
750-000-001.000	CASH	11,307.00
Ending GL Balance:		11,307.00
Ending Bank Balance:		10,128.53
Add: Deposits in Transit		
	DEFINED CONTRIBUTION DIFFERENCE- ACH (AUGUST)	(96.70)
	DEFINED CONTRIBUTION DIFFERENCE- ACH (SEPT)	(97.42)
	DEFINED CONTRIBUTION DIFFERENCE-ACH (OCT) CK FOR ALERUS STILL OPE	90.67
	DID NOT TRANSFER COUNCIL PAYROLL\$'S	1,550.15
	DEFINED CONTRIBUTION PAYMNT MADE 12/22/25	258.75
		<u>1,705.45</u>
Less: 0 AP Outstanding Checks		
Less: 3 PR Outstanding Checks		526.98
Adjusted Bank Balance		11,307.00
Unreconciled Difference:		0.00

REVIEWED BY: _____



DATE: _____

1-5-25


01/05/2026 10:18 AM
User: JWest
DB: Potterville

BANK RECONCILIATION FOR CITY OF POTTERVILLE
Bank FEST (GIZZARD FEST)
FROM 12/01/2025 TO 12/31/2025
Reconciliation Record ID: 348

GL Number	Description	Beginning Balance
211-000-001.000	CASH	55,771.00
Beginning GL Balance:		55,771.00
Add: Cash Receipts		150.00
Less: Cash Disbursements		(1,552.43)
Add: Journal Entries/Other		685.71
Ending GL Balance:		55,054.28

GL Number	Description	Ending Balance
211-000-001.000	CASH	55,054.28
Ending GL Balance:		55,054.28
Ending Bank Balance:		56,606.71
Add: Deposits in Transit		
	SWEEP ACCOUNT 12/31/25	(1,552.43)
		(1,552.43)
Less: 0 AP Outstanding Checks		
Less: 0 PR Outstanding Checks		
Adjusted Bank Balance		55,054.28
Unreconciled Difference:		0.00

REVIEWED BY: _____




DATE: 1-5-25

01/05/2026 10:08 AM
User: JWest
DB: Potterville

BANK RECONCILIATION FOR CITY OF POTTERVILLE
Bank TAX (TAX ACCOUNT)
FROM 12/01/2025 TO 12/31/2025
Reconciliation Record ID: 347

GL Number	Description	Beginning Balance
703-000-001.000	CASH	12,288.95
Beginning GL Balance:		12,288.95
Add: Cash Receipts		448,006.24
Add: Tax Receipts		10,004.12
Less: Cash Disbursements		(55,899.29)
Add: Journal Entries/Other		25.63
Ending GL Balance:		414,425.65

GL Number	Description	Ending Balance
703-000-001.000	CASH	414,425.65
Ending GL Balance:		414,425.65
Ending Bank Balance:		435,486.33
Add: Deposits in Transit		
	01/02/2026 *Deposit ID: 2334	920.92
		920.92
Less: 1 AP Outstanding Checks		21,981.60
Less: 0 PR Outstanding Checks		
Adjusted Bank Balance		414,425.65
Unreconciled Difference:		0.00

REVIEWED BY: _____ 

DATE: 1-5-25

PERIOD ENDING 12/31/2025

GL NUMBER	DESCRIPTION	END BALANCE 06/30/2025 (NORMAL) (ABNORMAL)	2025-26 ORIGINAL BUDGET (NORMAL)	YTD BALANCE 12/31/2025 (NORMAL) (ABNORMAL)	ACTIVITY FOR MTH 12/31/2025 BASE (DECREASE)
Fund 101 - GENERAL FUND					
Revenues					
Dept 000					
101-000-402.000	PROPERTY TAX	669,132.32	669,000.00	693,301.91	2,080.66
101-000-403.000	SOLID WASTE TAX	88,236.19	87,969.00	91,755.30	275.36
101-000-411.000	DELINQUENT PROP TAX	1,764.77	500.00	0.00	0.00
101-000-432.000	PAYMENT IN LIEU OF TAXES	1,261.86	2,000.00	0.00	0.00
101-000-434.000	TRAILER COURT TAX	3,034.00	2,400.00	914.50	475.50
101-000-445.000	CITY PENALTY	2,657.41	1,500.00	747.05	182.32
101-000-447.000	ADMINISTRATION FEE	35,875.58	35,225.00	25,901.16	476.07
101-000-476.000	PERMITS	6,511.47	5,600.00	6,070.00	2,890.00
101-000-477.000	3% CABLE T.V.	6,137.09	6,000.00	1,065.10	0.00
101-000-479.000	OTHER PERMITS	50.00	50.00	0.00	0.00
101-000-480.000	TELECOM RIGHT OF WAY MAINTENA	12,066.75	11,000.00	0.00	0.00
101-000-481.000	LIQUOR LICENSE FEES	1,027.40	1,000.00	1,230.90	0.00
101-000-488.000	RECYCLING	1,046.70	1,000.00	847.54	0.00
101-000-543.010	PUBLIC ACT 302 LAW ENF.	3,946.51	550.00	419.20	0.00
101-000-543.020	CONTINUING PROFESSIONAL EDUCATION-POLICE	0.00	0.00	2,000.00	2,000.00
101-000-569.000	OTHER STATE GRANTS	0.00	0.00	514.27	0.00
101-000-573.000	LOCAL COMMUNITY STABILIZATION	235,554.31	235,000.00	104,318.45	0.00
101-000-574.000	ST SHARED REV - SALES TAX	340,077.00	320,000.00	115,227.00	55,259.00
101-000-574.100	CVTRS-CLFRF	44,451.00	42,000.00	14,816.00	7,408.00
101-000-579.000	GRANT REVENUE- STATE	31,000.00	0.00	2,196.00	2,196.00
101-000-602.000	FOIA	251.50	150.00	0.00	0.00
101-000-607.000	CHARGES FOR SERVICES - PD	170.00	155.00	65.00	5.00
101-000-656.000	FINES & FORFEITURES	968.55	500.00	1,660.92	0.00
101-000-665.000	INTEREST	53,671.66	45,000.00	25,817.74	5,327.08
101-000-667.010	DDA PAVILION - FARMERS MARKET	50.00	0.00	0.00	0.00
101-000-671.100	LEASE/RENT	1,048.27	1,000.00	298.87	0.00
101-000-674.000	DONATIONS	10,011.00	0.00	350.00	0.00
101-000-675.050	POLICE K9 DONATION	2,750.00	0.00	0.00	0.00
101-000-676.000	REIMBURSEMENT	22,015.74	1,500.00	485.00	0.00
101-000-677.000	SCHOOL SRO REIMBURSEMENT	25,149.18	0.00	0.00	0.00
101-000-684.000	MISC INCOME	67.43	0.00	248.34	8.00
101-000-687.000	INSURANCE REIMBURSEMENT	7,244.72	0.00	2,804.18	0.00
101-000-689.000	CASH OVER & UNDER	0.00	0.00	(1.00)	0.00
101-000-693.000	SALE OF FIXED ASSETS	2,838.75	10,000.00	300.00	0.00
Total Dept 000		1,610,067.16	1,479,099.00	1,093,353.43	78,582.99
TOTAL REVENUES		1,610,067.16	1,479,099.00	1,093,353.43	78,582.99
Expenditures					
Dept 101 - CITY COUNCIL					
101-101-703.000	SALARIES	1,990.00	2,500.00	1,290.00	1,050.00
101-101-706.000	RR-CROSSING MAINTENANCE FEE	2,257.00	2,257.00	0.00	0.00
101-101-719.000	FRINGE BENEFITS	217.30	250.00	98.67	80.31
101-101-731.000	PUBLICATION	557.44	600.00	0.00	0.00
101-101-740.000	SUPPLIES	25.96	200.00	0.00	0.00
101-101-775.000	REPAIRS & MAINT	0.00	50.00	0.00	0.00
101-101-913.000	INSURANCE-LIAB & WORKMAN COMP	77,625.40	65,000.00	46,699.00	1,992.00
Total Dept 101 - CITY COUNCIL		82,673.10	70,857.00	48,087.67	3,122.31
Dept 171 - MAYOR					
101-171-703.000	SALARIES	630.00	850.00	480.00	390.00
101-171-719.000	FRINGE BENEFITS	48.20	85.00	36.73	29.84
Total Dept 171 - MAYOR		678.20	935.00	516.73	419.84
Dept 172 - CITY MANAGER					
101-172-703.000	SALARIES	83,240.16	84,896.24	38,943.98	6,530.48
101-172-719.000	FRINGE BENEFITS	17,392.05	17,998.00	9,616.78	1,571.62
101-172-740.000	SUPPLIES	0.00	150.00	0.00	0.00
101-172-781.000	COMPUTER SOFTWARE	1,169.40	1,200.00	0.00	0.00
101-172-809.000	TRAINING	895.00	300.00	0.00	0.00
101-172-962.000	MILEAGE	651.00	100.00	0.00	0.00
Total Dept 172 - CITY MANAGER		103,347.61	104,644.24	48,560.76	8,102.10
Dept 215 - CLERK					
101-215-703.000	SALARIES	38,299.65	41,241.41	17,802.41	3,073.65
101-215-719.000	FRINGE BENEFITS	3,028.92	3,216.83	1,361.88	235.13
101-215-740.000	SUPPLIES	88.29	350.00	0.00	0.00

GL NUMBER	DESCRIPTION	END BALANCE 06/30/2025 (NORMAL) (ABNORMAL)	2025-26 ORIGINAL BUDGET (NORMAL)	YTD BALANCE 12/31/2025 (NORMAL) (ABNORMAL)	ACTIVITY FOR MONTH 12/31/2025 INCREASE (DECREASE)
Fund 101 - GENERAL FUND					
Expenditures					
101-215-741.000	POSTAGE	1,413.20	1,650.00	61.00	61.00
101-215-781.000	COMPUTER SOFTWARE	0.00	250.00	0.00	0.00
101-215-809.000	TRAINING	1,257.26	1,800.00	0.00	0.00
101-215-822.000	ELECTIONS	9,116.83	8,500.00	1,462.00	0.00
101-215-958.000	DUES AND SUBSCRIPTIONS	144.00	160.00	100.00	0.00
101-215-962.000	MILEAGE	288.86	300.00	164.50	0.00
Total Dept 215 - CLERK		53,637.01	57,468.24	20,951.79	3,369.78
Dept 223 - AUDIT					
101-223-807.000	AUDIT	20,050.00	22,500.00	18,500.00	2,000.00
Total Dept 223 - AUDIT		20,050.00	22,500.00	18,500.00	2,000.00
Dept 253 - TREASURERS OFFICE					
101-253-703.000	SALARIES	71,868.24	73,298.16	35,474.46	5,923.08
101-253-719.000	FRINGE BENEFITS	21,975.76	22,355.94	12,144.54	1,215.92
101-253-740.000	SUPPLIES	603.25	700.00	212.85	0.00
101-253-741.000	POSTAGE	1,469.85	1,500.00	623.59	0.00
101-253-814.000	BANK SERVICE CHARGES	3,723.79	4,100.00	1,850.51	338.19
101-253-961.000	CONFERENCE AND WORKSHOPS	248.00	250.00	99.00	0.00
101-253-962.000	MILEAGE	8.17	25.00	0.00	0.00
Total Dept 253 - TREASURERS OFFICE		99,897.06	102,229.10	50,404.95	7,477.19
Dept 257 - ASSESSOR					
101-257-703.000	SALARIES	1,215.89	4,857.46	2,441.34	383.46
101-257-719.000	FRINGE BENEFITS	527.28	1,030.00	214.19	33.55
101-257-731.000	PUBLICATION	312.90	450.00	0.00	0.00
101-257-740.000	SUPPLIES	0.00	50.00	0.00	0.00
101-257-741.000	POSTAGE	581.61	600.00	0.00	0.00
101-257-781.000	COMPUTER SOFTWARE	260.00	260.00	260.00	0.00
101-257-810.050	RE INSPECTION - 20%	3,626.50	0.00	0.00	0.00
101-257-813.000	BOARD OF REVIEW	890.49	1,000.00	0.00	0.00
101-257-818.000	CONTRACT LABOR	17,000.04	17,001.00	7,083.35	1,416.67
Total Dept 257 - ASSESSOR		24,414.71	25,248.46	9,998.88	1,833.68
Dept 265 - CITY HALL					
101-265-703.000	SALARIES	22,782.72	0.00	0.00	0.00
101-265-719.000	FRINGE BENEFITS	8,447.70	0.00	0.00	0.00
101-265-740.000	SUPPLIES	4,145.59	4,500.00	1,032.26	0.00
101-265-741.000	POSTAGE	1,058.53	1,400.00	(5.46)	(3.90)
101-265-775.000	REPAIRS & MAINT	610.13	450.00	0.00	0.00
101-265-781.000	COMPUTER SOFTWARE	52,222.50	56,000.00	30,771.10	8,263.20
101-265-802.000	SERVICE	2,148.45	2,800.00	466.06	114.07
101-265-818.000	CONTRACT LABOR	375.00	400.00	0.00	0.00
101-265-880.200	COMMUNITY SPECIAL EVENTS	2,225.72	3,000.00	2,743.26	900.26
101-265-958.000	DUES AND SUBSCRIPTIONS	180.00	180.00	0.00	0.00
101-265-962.000	MILEAGE	94.71	50.00	15.40	0.00
101-265-980.000	OFFICE EQUIPMENT & FURNITURE	0.00	0.00	1,740.19	0.00
Total Dept 265 - CITY HALL		94,291.05	68,780.00	36,762.81	9,273.63
Dept 266 - ATTORNEY					
101-266-801.000	ATTORNEY	52,174.00	30,000.00	10,251.00	1,020.00
Total Dept 266 - ATTORNEY		52,174.00	30,000.00	10,251.00	1,020.00
Dept 301 - POLICE					
101-301-703.000	SALARIES	196,641.18	215,000.00	86,845.55	14,715.00
101-301-703.002	OVERTIME SALARIES	10,156.95	9,000.00	2,627.21	554.88
101-301-719.000	FRINGE BENEFITS	48,876.39	55,000.00	21,573.30	3,009.15
101-301-728.000	UNIFORM EXPENSES	10,049.33	5,000.00	210.00	0.00
101-301-740.000	SUPPLIES	10,838.30	7,800.00	3,234.00	556.10
101-301-740.300	SUPPLIES COMMUNITY POLICING	0.00	0.00	367.50	0.00
101-301-740.700	GUNS AND AMMUNITION	713.80	2,500.00	885.00	0.00
101-301-775.000	REPAIRS & MAINT	10,303.42	5,000.00	3,932.80	3,596.87
101-301-781.000	COMPUTER SOFTWARE	1,350.00	1,500.00	0.00	0.00
101-301-801.000	ATTORNEY	465.50	1,500.00	484.50	0.00

GL NUMBER	DESCRIPTION	END BALANCE 06/30/2025 MAL (ABNORMAL)	2025-26 ORIGINAL BUDGET MAL	YTD BALANCE 12/31/2025 MAL (ABNORMAL)	ACTIVITY FOR MONTH 12/31/2025 BASE (DECREASE)
Fund 101 - GENERAL FUND					
Expenditures					
101-301-802.000	SERVICE	250.00	1,200.00	20.00	0.00
101-301-809.000	TRAINING	3,224.10	2,500.00	844.65	0.00
101-301-851.000	RADIO REPAIRS	0.00	300.00	0.00	0.00
101-301-853.000	TELEPHONE EXPENSE	1,993.26	2,250.00	405.50	78.70
101-301-862.000	GAS	82.62	150.00	188.14	0.00
101-301-881.000	K9 EXPENSES	1,735.93	1,000.00	4,177.69	543.32
101-301-941.000	PRINCIPAL ON SBITA	3,804.00	0.00	0.00	0.00
101-301-958.000	DUES AND SUBSCRIPTIONS	401.20	500.00	351.20	0.00
101-301-962.000	MILEAGE	285.72	0.00	0.00	0.00
101-301-970.000	CAPITAL OUTLAY	17,574.27	20,000.00	13,760.89	0.00
101-301-970.020	ARMOUR/SPEC EQUIP	834.00	850.00	0.00	0.00
101-301-972.000	CAPITAL OUTLAY - POLICE	31,219.00	0.00	0.00	0.00
101-301-972.010	CAPITAL OUTLAY	1,345.00	0.00	0.00	0.00
101-301-980.100	COMPUTER EQUIPMENT	2,558.30	2,000.00	0.00	0.00
101-301-999.998	PROCEEDS OF SBITA	(35,023.00)	0.00	0.00	0.00
Total Dept 301 - POLICE		319,679.27	333,050.00	139,907.93	23,054.02
Dept 302 - POLICE STATE TRAINING					
101-302-809.000	TRAINING	599.01	650.00	0.00	0.00
Total Dept 302 - POLICE STATE TRAINING		599.01	650.00	0.00	0.00
Dept 337 - EMS					
101-337-802.000	SERVICE	162,400.00	168,896.00	168,896.00	84,448.00
Total Dept 337 - EMS		162,400.00	168,896.00	168,896.00	84,448.00
Dept 441 - DPW					
101-441-810.020	RECYCLING EXPENSE	5,320.32	6,800.00	2,660.00	0.00
Total Dept 441 - DPW		5,320.32	6,800.00	2,660.00	0.00
Dept 445 - DRAIN AT LARGE					
101-445-810.000	EXPENSE	527.09	550.00	32.67	0.00
Total Dept 445 - DRAIN AT LARGE		527.09	550.00	32.67	0.00
Dept 701 - PLANNING COMMISSION					
101-701-703.000	SALARIES	1,375.00	1,000.00	180.00	0.00
101-701-719.000	FRINGE BENEFITS	105.21	100.00	13.77	0.00
101-701-731.000	PUBLICATION	237.40	900.00	118.70	0.00
101-701-740.000	SUPPLIES	10.59	50.00	0.00	0.00
101-701-803.000	ENGINEERS FEES	37,506.74	20,000.00	16,750.00	0.00
Total Dept 701 - PLANNING COMMISSION		39,234.94	22,050.00	17,062.47	0.00
Dept 702 - ZONING					
101-702-703.000	SALARIES	41,421.72	42,247.38	19,379.90	3,249.80
101-702-719.000	FRINGE BENEFITS	3,267.76	3,350.00	1,482.57	248.62
101-702-731.000	PUBLICATION	649.10	1,300.00	0.00	0.00
101-702-740.000	SUPPLIES	135.74	500.00	0.00	0.00
101-702-853.000	TELEPHONE EXPENSE	665.10	940.00	212.75	39.35
101-702-961.000	CONFERENCE AND WORKSHOPS	0.00	75.00	0.00	0.00
Total Dept 702 - ZONING		46,139.42	48,412.38	21,075.22	3,537.77
Dept 906 - DEBT SERVICE					
101-906-738.000	TOWNSHIP/MILL	8,619.09	9,000.00	8,886.28	0.00
101-906-991.000	DEBT SERVICE - PRINCIPAL	29,352.50	29,943.60	25,589.50	0.00
101-906-993.000	BOND INTEREST	25,749.57	25,197.44	12,630.64	1,349.46
Total Dept 906 - DEBT SERVICE		63,721.16	64,141.04	47,106.42	1,349.46
Dept 966 - CONTRIBUTIONS TO OTHER FUNDS					
101-966-965.203	CONTRIBUTION TO LOCAL STREET FUND	86,484.77	86,484.77	0.00	0.00
101-966-965.208	CONTRIBUTION TO PARK FUND	108,000.00	99,220.28	0.00	0.00
101-966-965.401	CONTRIBUTION TO CAPITAL PROJECT FUND	2,654.00	2,654.00	2,654.00	0.00

01/08/2026 11:34 AM
User: JWest
DB: Pottersville

REVENUE AND EXPENDITURE REPORT FOR CITY OF POTTERVILLE

PERIOD ENDING 12/31/2025

GL NUMBER	DESCRIPTION	END BALANCE	2025-26	YTD BALANCE	ACTIVITY FOR
		06/30/2025	ORIGINAL	12/31/2025	MONTH 12/31/2025
		NORMAL (ABNORMAL)	BUDGET	NORMAL (ABNORMAL)	INCREASE (DECREASE)
Fund 101 - GENERAL FUND					
Expenditures					
101-966-965.598	CONTRIBUTION TO STORM DRAIN MAINT	42,500.00	500.00	0.00	0.00
101-966-965.641	CONTRIBUTION TO EQP REPAIR & REPL	123,000.00	105,815.00	100,000.00	0.00
Total Dept 966 - CONTRIBUTIONS TO OTHER FUNDS		362,638.77	294,674.05	102,654.00	0.00
TOTAL EXPENDITURES		1,531,422.72	1,421,885.51	743,429.30	149,007.78
Fund 101 - GENERAL FUND:					
TOTAL REVENUES		1,610,067.16	1,479,099.00	1,093,353.43	78,582.99
TOTAL EXPENDITURES		1,531,422.72	1,421,885.51	743,429.30	149,007.78
NET OF REVENUES & EXPENDITURES		78,644.44	57,213.49	349,924.13	(70,424.79)
BEG. FUND BALANCE		1,096,636.43	1,175,280.87	1,175,280.87	
END FUND BALANCE		1,175,280.87	1,232,494.36	1,525,205.00	

GL NUMBER	DESCRIPTION	END BALANCE 06/30/2025 NORMAL (ABNORMAL)	2025-26 ORIGINAL BUDGET	YTD BALANCE 12/31/2025 NORMAL (ABNORMAL)	ACTIVITY FOR MONTH 12/31/2025 INCREASE (DECREASE)
Fund 202 - MAJOR STREET FUND					
Revenues					
Dept 000					
202-000-451.200	SPEC ASSESSMENT ROAD - SUNSET	5,975.64	5,000.00	5,166.93	0.00
202-000-553.000	ACT 51	265,138.26	254,000.00	86,985.01	16,989.04
202-000-556.100	GRANT MAIN STREET	0.00	385,000.00	0.00	0.00
202-000-582.000	COUNTY ROAD MILL 2014	48,654.73	44,000.00	99.39	0.00
202-000-665.000	INTEREST	12,359.15	12,000.00	5,903.56	955.28
Total Dept 000		332,127.78	700,000.00	98,154.89	17,944.32
TOTAL REVENUES		332,127.78	700,000.00	98,154.89	17,944.32
Expenditures					
Dept 463 - ROUTINE MAINT					
202-463-699.203	TRANSFER TO LOCAL STREETS	87,500.00	87,500.00	0.00	0.00
202-463-782.000	STREET MATERIALS & SUPPLIES	262.35	2,500.00	0.00	0.00
202-463-965.600	CONTRIBUTION TO 641 LABOR & EQUIPMENT	120,000.00	110,000.00	50,000.00	0.00
Total Dept 463 - ROUTINE MAINT		207,762.35	200,000.00	50,000.00	0.00
Dept 474 - TRAFFIC SIGNS					
202-474-782.000	STREET MATERIALS & SUPPLIES	468.20	500.00	0.00	0.00
Total Dept 474 - TRAFFIC SIGNS		468.20	500.00	0.00	0.00
Dept 478 - WINTER MAINT					
202-478-782.000	STREET MATERIALS & SUPPLIES	5,014.05	5,050.00	0.00	0.00
Total Dept 478 - WINTER MAINT		5,014.05	5,050.00	0.00	0.00
Dept 480 - CONSTRUCTION					
202-480-803.000	ENGINEERS FEES	17,009.64	15,000.00	58,183.25	2,605.00
202-480-818.000	CONTRACT LABOR	0.00	561,000.00	70,270.72	4,181.32
Total Dept 480 - CONSTRUCTION		17,009.64	576,000.00	128,453.97	6,786.32
Dept 906 - DEBT SERVICE					
202-906-992.000	BOND PRINCIPAL	11,264.00	11,264.00	0.00	0.00
202-906-993.000	BOND INTEREST	5,862.56	5,547.10	2,773.58	0.00
Total Dept 906 - DEBT SERVICE		17,126.56	16,811.10	2,773.58	0.00
TOTAL EXPENDITURES		247,380.80	798,361.10	181,227.55	6,786.32
Fund 202 - MAJOR STREET FUND:					
TOTAL REVENUES		332,127.78	700,000.00	98,154.89	17,944.32
TOTAL EXPENDITURES		247,380.80	798,361.10	181,227.55	6,786.32
NET OF REVENUES & EXPENDITURES		84,746.98	(98,361.10)	(83,072.66)	11,158.00
BEG. FUND BALANCE		406,858.90	491,605.88	491,605.88	
END FUND BALANCE		491,605.88	393,244.78	408,533.22	

PERIOD ENDING 12/31/2025

GL NUMBER	DESCRIPTION	END BALANCE	2025-26	YTD BALANCE	ACTIVITY FOR
		06/30/2025	ORIGINAL	12/31/2025	MONTH 12/31/2025
		{MAL (ABNORMAL)	BUDGET	{MAL (ABNORMAL)	BASE (DECREASE)
Fund 203 - LOCAL STREET FUND					
Revenues					
Dept 000					
203-000-451.200	SPEC ASSESSMENT ROAD - SUNSET	36,464.95	23,000.00	30,713.66	0.00
203-000-553.000	ACT 51	105,900.30	100,000.00	34,815.97	6,799.91
203-000-582.000	COUNTY ROAD MILL 2014	39,772.72	35,000.00	66.26	0.00
203-000-665.000	INTEREST	1,235.91	1,200.00	590.34	95.53
203-000-699.001	CONTRIBUTIONS FROM MAJOR STREET FUND	87,500.00	87,500.00	0.00	0.00
203-000-699.101	GF CONTRIBUTION	86,484.77	86,484.77	0.00	0.00
Total Dept 000		357,358.65	333,184.77	66,186.23	6,895.44
TOTAL REVENUES		357,358.65	333,184.77	66,186.23	6,895.44
Expenditures					
Dept 463 - ROUTINE MAINT					
203-463-965.600	CONTRIBUTION TO 641 LABOR & EQUIPMENT	25,000.00	25,000.00	0.00	0.00
Total Dept 463 - ROUTINE MAINT		25,000.00	25,000.00	0.00	0.00
Dept 478 - WINTER MAINT					
203-478-782.000	STREET MATERIALS & SUPPLIES	4,870.23	5,050.00	0.00	0.00
Total Dept 478 - WINTER MAINT		4,870.23	5,050.00	0.00	0.00
Dept 480 - CONSTRUCTION					
203-480-803.000	ENGINEERS FEES	975.00	2,500.00	485.00	0.00
Total Dept 480 - CONSTRUCTION		975.00	2,500.00	485.00	0.00
Dept 906 - DEBT SERVICE					
203-906-992.000	BOND PRINCIPAL	168,382.50	171,792.40	35,410.50	0.00
203-906-993.000	BOND INTEREST	132,200.11	126,803.46	63,804.53	15,188.04
Total Dept 906 - DEBT SERVICE		300,582.61	298,595.86	99,215.03	15,188.04
TOTAL EXPENDITURES		331,427.84	331,145.86	99,700.03	15,188.04
Fund 203 - LOCAL STREET FUND:					
TOTAL REVENUES		357,358.65	333,184.77	66,186.23	6,895.44
TOTAL EXPENDITURES		331,427.84	331,145.86	99,700.03	15,188.04
NET OF REVENUES & EXPENDITURES		25,930.81	2,038.91	(33,513.80)	(8,292.60)
BEG. FUND BALANCE		131,103.64	157,034.45	157,034.45	
END FUND BALANCE		157,034.45	159,073.36	123,520.65	

GL NUMBER	DESCRIPTION	END BALANCE 06/30/2025 (NORMAL) (ABNORMAL)	2025-26 ORIGINAL BUDGET (NORMAL)	YTD BALANCE 12/31/2025 (NORMAL) (ABNORMAL)	ACTIVITY FOR MONTH 12/31/2025 BASE (DECREASE)
Fund 208 - PARK FUND					
Revenues					
Dept 000					
208-000-478.030	CONCESSIONS	31,766.96	25,000.00	13,778.28	0.00
208-000-478.070	FIELD RENTAL	24,507.00	23,000.00	14,390.00	0.00
208-000-478.084	FLAG FOOTBALL	1,350.00	1,250.00	1,925.00	0.00
208-000-478.090	YOUTH FEES	10,325.00	8,800.00	225.00	0.00
208-000-667.000	PAVILION RENT	1,555.00	1,300.00	550.00	0.00
208-000-667.020	TIFA PAVILION - COMMUNITY CEN	1,775.00	1,600.00	825.00	0.00
208-000-674.000	DONATIONS	250.00	100.00	0.00	0.00
208-000-680.001	SPECIAL EVENTS	350.00	250.00	0.00	0.00
208-000-699.101	GF CONTRIBUTION	108,000.00	99,220.28	0.00	0.00
Total Dept 000		179,878.96	160,520.28	31,693.28	0.00
TOTAL REVENUES		179,878.96	160,520.28	31,693.28	0.00
Expenditures					
Dept 751 - PARK ADMIN					
208-751-703.000	SALARIES	54,951.33	57,343.28	26,092.71	4,257.58
208-751-703.002	OVERTIME SALARIES	478.75	400.00	468.22	0.00
208-751-719.000	FRINGE BENEFITS	22,919.49	24,277.00	12,811.83	1,088.45
208-751-731.000	PUBLICATION	1,034.58	1,200.00	116.20	0.00
208-751-740.000	SUPPLIES	4,939.96	13,900.00	1,815.27	0.00
208-751-744.000	YOUTH FEES (UNIFORMS,ETC.)	0.00	8,000.00	1,840.00	0.00
208-751-745.000	YOUTH UMPIRE FEES	0.00	0.00	300.00	0.00
208-751-747.000	ADULT UMPIRE FEES	0.00	3,500.00	0.00	0.00
208-751-775.000	REPAIRS & MAINT	0.00	9,550.00	9,308.55	63.98
208-751-802.000	SERVICE	0.00	1,100.00	251.71	0.00
208-751-803.000	ENGINEERS FEES	7,160.98	2,500.00	0.00	0.00
208-751-810.100	GRANT EXPENSE	23,225.79	2,000.00	0.00	0.00
208-751-818.000	CONTRACT LABOR	3,000.00	3,500.00	351.25	0.00
208-751-853.000	TELEPHONE EXPENSE	739.32	950.00	202.75	39.35
208-751-920.000	UTILITIES	0.00	10,050.00	4,085.00	710.90
208-751-962.000	MILEAGE	607.86	700.00	541.92	376.72
Total Dept 751 - PARK ADMIN		119,058.06	138,970.28	58,185.41	6,536.98
Dept 770 - LAKE ALLIANCE MAINTENANCE					
208-770-740.000	SUPPLIES	2,635.87	0.00	0.00	0.00
208-770-775.000	REPAIRS & MAINT	3,746.41	0.00	0.00	0.00
208-770-802.000	SERVICE	608.04	0.00	0.00	0.00
208-770-920.000	UTILITIES	8,596.08	0.00	0.00	0.00
Total Dept 770 - LAKE ALLIANCE MAINTENANCE		15,586.40	0.00	0.00	0.00
Dept 771 - CITY PARK					
208-771-740.000	SUPPLIES	27.90	0.00	0.00	0.00
208-771-775.000	REPAIRS & MAINT	1,816.62	0.00	0.00	0.00
Total Dept 771 - CITY PARK		1,844.52	0.00	0.00	0.00
Dept 774 - BASEBALL					
208-774-740.000	SUPPLIES	748.25	0.00	0.00	0.00
208-774-775.000	REPAIRS & MAINT	315.00	0.00	0.00	0.00
Total Dept 774 - BASEBALL		1,063.25	0.00	0.00	0.00
Dept 777 - BALLFIELD					
208-777-740.000	SUPPLIES	1,307.32	0.00	0.00	0.00
208-777-744.000	YOUTH FEES (UNIFORMS,ETC.)	7,276.00	0.00	0.00	0.00
208-777-745.000	YOUTH UMPIRE FEES	3,440.00	0.00	0.00	0.00
Total Dept 777 - BALLFIELD		12,023.32	0.00	0.00	0.00
Dept 778 - CONCESSIONS					
208-778-703.000	SALARIES	8,349.74	8,000.00	3,492.27	0.00
208-778-719.000	FRINGE BENEFITS	786.72	750.00	322.89	0.00
208-778-740.000	SUPPLIES	13,008.50	10,000.00	5,326.79	160.81
208-778-746.000	CONCESSION - FOOD LICENSE	637.00	700.00	0.00	0.00
208-778-814.000	BANK SERVICE CHARGES	1,863.31	2,000.00	954.28	260.80

01/08/2026 11:34 AM
User: JWest
DB: Potterville

REVENUE AND EXPENDITURE REPORT FOR CITY OF POTTERVILLE

PERIOD ENDING 12/31/2025

GL NUMBER	DESCRIPTION	END BALANCE	2025-26	YTD BALANCE	ACTIVITY FOR
		06/30/2025	ORIGINAL	12/31/2025	MONTH 12/31/2025
		NORMAL (ABNORMAL)	BUDGET	NORMAL (ABNORMAL)	INCREASE (DECREASE)
Fund 208 - PARK FUND					
Expenditures					
Total Dept 778 - CONCESSIONS		24,645.27	21,450.00	10,096.23	421.61
TOTAL EXPENDITURES		174,220.82	160,420.28	68,281.64	6,958.59
Fund 208 - PARK FUND:					
TOTAL REVENUES		179,878.96	160,520.28	31,693.28	0.00
TOTAL EXPENDITURES		174,220.82	160,420.28	68,281.64	6,958.59
NET OF REVENUES & EXPENDITURES		5,658.14	100.00	(36,588.36)	(6,958.59)
BEG. FUND BALANCE		50,590.24	56,248.38	56,248.38	
END FUND BALANCE		56,248.38	56,348.38	19,660.02	

GL NUMBER	DESCRIPTION	END BALANCE	2025-26	YTD BALANCE	ACTIVITY FOR
		06/30/2025	ORIGINAL	12/31/2025	MONTH 12/31/2025
		{MAL (ABNORMAL)	BUDGET {MAL (ABNORMAL)	{MAL (ABNORMAL)	BASE (DECREASE)
Fund 211 - GIZZARD FEST					
Revenues					
Dept 000					
211-000-665.000	INTEREST	1,676.15	1,600.00	803.12	120.71
211-000-674.000	DONATIONS	100.00	100.00	0.00	0.00
211-000-674.100	SPONSORSHIP	30,660.00	25,000.00	0.00	0.00
211-000-681.000	VENDOR BOOTHS	12,625.00	9,725.00	400.00	150.00
211-000-682.000	RACE	7,402.24	7,000.00	972.50	565.00
211-000-686.000	PAGEANT	2,400.00	2,400.00	0.00	0.00
211-000-688.000	CARNIVAL	4,614.70	3,300.00	0.00	0.00
211-000-690.000	TENT TICKET SALES	17,361.00	16,000.00	0.00	0.00
211-000-691.000	ATM	26.50	50.00	50.00	0.00
Total Dept 000		76,865.59	65,175.00	2,225.62	835.71
TOTAL REVENUES		76,865.59	65,175.00	2,225.62	835.71
Expenditures					
Dept 779 - SPECIAL EVENTS					
211-779-740.000	SUPPLIES	6,580.17	8,000.00	(650.00)	0.00
211-779-818.000	CONTRACT LABOR	22,442.00	26,000.00	0.00	0.00
211-779-880.200	COMMUNITY SPECIAL EVENTS	38,412.83	30,000.00	2,000.00	0.00
211-779-880.500	PAGEANT	1,742.68	500.00	0.00	0.00
211-779-880.600	RACE	5,498.63	4,000.00	1,552.43	1,552.43
Total Dept 779 - SPECIAL EVENTS		74,676.31	68,500.00	2,902.43	1,552.43
TOTAL EXPENDITURES		74,676.31	68,500.00	2,902.43	1,552.43
Fund 211 - GIZZARD FEST :					
TOTAL REVENUES		76,865.59	65,175.00	2,225.62	835.71
TOTAL EXPENDITURES		74,676.31	68,500.00	2,902.43	1,552.43
NET OF REVENUES & EXPENDITURES		2,189.28	(3,325.00)	(676.81)	(716.72)
BEG. FUND BALANCE		53,541.81	55,731.09	55,731.09	
END FUND BALANCE		55,731.09	52,406.09	55,054.28	

GL NUMBER	DESCRIPTION	END BALANCE 06/30/2025 NORMAL (ABNORMAL)	2025-26 ORIGINAL BUDGET	YTD BALANCE 12/31/2025 NORMAL (ABNORMAL)	ACTIVITY FOR MONTH 12/31/2025 INCREASE (DECREASE)
Fund 247 - TAX INCREMENT FINANCING AUTHOR					
Revenues					
Dept 728 - TIFA DEPT					
247-728-401.000	PROPERTY TAXES	196,613.90	198,000.00	165,399.88	0.00
247-728-573.000	LOCAL COMMUNITY STABILIZATION	22,685.72	24,000.00	22,412.63	0.00
247-728-579.200	GRANT REVENUE - LOCAL	0.00	75,450.00	0.00	0.00
247-728-665.000	INTEREST INCOME	825.68	3,850.00	4,213.76	0.00
247-728-696.000	GENERAL OBLIGATION BOND ISSUE	0.00	0.00	51.78	51.78
Total Dept 728 - TIFA DEPT		220,125.30	301,300.00	192,078.05	51.78
TOTAL REVENUES		220,125.30	301,300.00	192,078.05	51.78
Expenditures					
Dept 728 - TIFA DEPT					
247-728-703.005	WAGES - OTHER	4,974.97	5,150.63	2,449.98	408.33
247-728-727.000	OFFICE EXPENSE	1,000.00	1,150.00	25.00	0.00
247-728-731.000	PUBLICATION	147.50	300.00	0.00	0.00
247-728-801.000	ATTORNEY	0.00	500.00	0.00	0.00
247-728-803.000	ENGINEERS FEES	10,428.75	30,000.00	1,123.75	0.00
247-728-807.000	AUDIT	4,400.00	4,600.00	4,400.00	0.00
247-728-823.000	GRANT PROJECTS	0.00	150,900.00	0.00	0.00
247-728-881.000	K9 EXPENSES	19,995.95	0.00	0.00	0.00
247-728-970.000	CAPITAL OUTLAY	27,847.90	30,000.00	45,883.93	0.00
247-728-990.100	DRAIN ASSESSMENT- COUNTY	0.00	28,694.45	0.00	0.00
247-728-992.000	BOND PRINCIPAL	55,000.00	55,000.00	55,000.00	0.00
247-728-993.000	BOND INTEREST	12,945.00	10,457.00	5,853.75	0.00
Total Dept 728 - TIFA DEPT		136,740.07	316,752.08	114,736.41	408.33
TOTAL EXPENDITURES		136,740.07	316,752.08	114,736.41	408.33
Fund 247 - TAX INCREMENT FINANCING AUTHOR:					
TOTAL REVENUES		220,125.30	301,300.00	192,078.05	51.78
TOTAL EXPENDITURES		136,740.07	316,752.08	114,736.41	408.33
NET OF REVENUES & EXPENDITURES		83,385.23	(15,452.08)	77,341.64	(356.55)
BEG. FUND BALANCE		90,135.90	173,521.13	173,521.13	
END FUND BALANCE		173,521.13	158,069.05	250,862.77	

01/08/2026 11:34 AM
 User: JWest
 DB: Potterville

REVENUE AND EXPENDITURE REPORT FOR CITY OF POTTERVILLE

PERIOD ENDING 12/31/2025

GL NUMBER	DESCRIPTION	END BALANCE 06/30/2025 NORMAL (ABNORMAL)	2025-26 ORIGINAL BUDGET	YTD BALANCE 12/31/2025 NORMAL (ABNORMAL)	ACTIVITY FOR MONTH 12/31/2025 INCREASE (DECREASE)
Fund 401 - CAPITAL PROJECT FUND- DOWNTOWN					
Revenues					
Dept 000					
401-000-699.100	TRANSFER IN	2,654.00	2,654.00	2,654.00	0.00
Total Dept 000		2,654.00	2,654.00	2,654.00	0.00
TOTAL REVENUES		2,654.00	2,654.00	2,654.00	0.00
Expenditures					
Dept 729 - DOWNTOWN					
401-729-740.600	LANDSCAPING SUPPLIES	1,409.24	2,554.00	0.00	0.00
401-729-818.000	CONTRACT LABOR	0.00	100.00	0.00	0.00
401-729-880.200	COMMUNITY SPECIAL EVENTS	0.00	0.00	456.31	456.31
Total Dept 729 - DOWNTOWN		1,409.24	2,654.00	456.31	456.31
TOTAL EXPENDITURES		1,409.24	2,654.00	456.31	456.31
Fund 401 - CAPITAL PROJECT FUND- DOWNTOWN:					
TOTAL REVENUES		2,654.00	2,654.00	2,654.00	0.00
TOTAL EXPENDITURES		1,409.24	2,654.00	456.31	456.31
NET OF REVENUES & EXPENDITURES		1,244.76	0.00	2,197.69	(456.31)
BEG. FUND BALANCE		4,751.72	5,996.48	5,996.48	
END FUND BALANCE		5,996.48	5,996.48	8,194.17	

GL NUMBER	DESCRIPTION	END BALANCE 06/30/2025 NORMAL (ABNORMAL)	2025-26 ORIGINAL BUDGET	YTD BALANCE 12/31/2025 NORMAL (ABNORMAL)	ACTIVITY FOR MONTH 12/31/2025 INCREASE (DECREASE)
Fund 590 - SEWER FUND					
Revenues					
Dept 000					
590-000-642.000	BILLS	204,909.45	198,000.00	88,793.83	26.64
590-000-642.001	FIXED COSTS	505,255.36	505,078.43	212,778.50	66.14
590-000-656.000	FINES & FORFEITURES	15,385.52	17,000.00	7,809.31	2,286.48
590-000-665.000	INTEREST	18,538.72	18,000.00	8,855.34	1,432.93
590-000-666.000	INSPECTION FEE	150.00	200.00	500.00	150.00
590-000-672.000	HOOK UP FEES	10,500.00	10,500.00	26,500.00	7,875.00
Total Dept 000		754,739.05	748,778.43	345,236.98	11,837.19
TOTAL REVENUES		754,739.05	748,778.43	345,236.98	11,837.19
Expenditures					
Dept 537 - ADMINISTRATIVE					
590-537-775.000	REPAIRS & MAINT	8,171.42	9,000.00	0.00	0.00
590-537-809.000	TRAINING	795.00	800.00	0.00	0.00
590-537-980.100	COMPUTER EQUIPMENT	0.00	0.00	790.99	0.00
Total Dept 537 - ADMINISTRATIVE		8,966.42	9,800.00	790.99	0.00
Dept 556 - DPW					
590-556-740.000	SUPPLIES	16,273.07	18,000.00	7,966.20	0.00
590-556-743.000	METERS	8,130.84	9,000.00	0.00	0.00
590-556-775.000	REPAIRS & MAINT	4,790.78	5,400.00	0.00	0.00
590-556-802.000	SERVICE	400.00	1,000.00	400.00	400.00
590-556-803.000	ENGINEERS FEES	30,503.54	15,000.00	3,630.00	2,446.87
590-556-818.000	CONTRACT LABOR	0.00	3,000.00	0.00	0.00
590-556-965.600	CONTRIBUTION TO 641 LABOR & EQUIPMENT	108,207.18	190,000.00	100,000.00	0.00
590-556-968.000	DEPRECIATION EXPENSE	279,708.00	0.00	0.00	0.00
590-556-970.000	CAPITAL OUTLAY	46,339.51	8,000.00	1,400.00	0.00
Total Dept 556 - DPW		494,352.92	249,400.00	113,396.20	2,846.87
Dept 906 - DEBT SERVICE					
590-906-991.000	DEBT SERVICE - PRINCIPAL	0.00	179,000.00	46,000.00	0.00
590-906-993.000	BOND INTEREST	192,767.25	196,667.00	94,552.50	25,818.75
Total Dept 906 - DEBT SERVICE		192,767.25	375,667.00	140,552.50	25,818.75
TOTAL EXPENDITURES		696,086.59	634,867.00	254,739.69	28,665.62
Fund 590 - SEWER FUND:					
TOTAL REVENUES		754,739.05	748,778.43	345,236.98	11,837.19
TOTAL EXPENDITURES		696,086.59	634,867.00	254,739.69	28,665.62
NET OF REVENUES & EXPENDITURES		58,652.46	113,911.43	90,497.29	(16,828.43)
BEG. FUND BALANCE		2,958,545.76	3,017,198.22	3,017,198.22	
END FUND BALANCE		3,017,198.22	3,131,109.65	3,107,695.51	

GL NUMBER	DESCRIPTION	END BALANCE 06/30/2025 NORMAL (ABNORMAL)	2025-26 ORIGINAL BUDGET	YTD BALANCE 12/31/2025 NORMAL (ABNORMAL)	ACTIVITY FOR MONTH 12/31/2025 INCREASE (DECREASE)
Fund 591 - WATER FUND					
Revenues					
Dept 000					
591-000-579.000	GRANT REVENUE- STATE	239,097.84	100,000.00	328,225.11	328,225.11
591-000-642.000	BILLS	346,927.04	355,278.00	157,661.82	47.27
591-000-642.001	FIXED COSTS	528,267.83	553,350.00	231,661.13	72.56
591-000-644.000	PENALTIES	1,850.00	1,850.00	880.00	210.00
591-000-656.000	FINES & FORFEITURES	17,338.36	16,500.00	9,639.18	2,972.00
591-000-665.000	INTEREST	42,021.09	41,000.00	20,072.12	3,247.98
591-000-666.000	INSPECTION FEE	200.00	150.00	500.00	150.00
591-000-672.000	HOOK UP FEES	11,147.01	10,000.00	27,772.50	8,331.75
591-000-684.000	MISC INCOME	639.00	250.00	0.00	0.00
Total Dept 000		1,187,488.17	1,078,378.00	776,411.86	343,256.67
TOTAL REVENUES		1,187,488.17	1,078,378.00	776,411.86	343,256.67
Expenditures					
Dept 537 - ADMINISTRATIVE					
591-537-731.000	PUBLICATION	581.02	3,500.00	0.00	0.00
591-537-740.000	SUPPLIES	1,448.43	2,500.00	356.38	0.00
591-537-741.000	POSTAGE	2,831.50	3,500.00	1,696.10	286.70
591-537-781.000	COMPUTER SOFTWARE	0.00	1,000.00	0.00	0.00
591-537-809.000	TRAINING	4,059.40	2,000.00	1,550.00	1,550.00
591-537-980.100	COMPUTER EQUIPMENT	0.00	0.00	790.99	0.00
Total Dept 537 - ADMINISTRATIVE		8,920.35	12,500.00	4,393.47	1,836.70
Dept 556 - DPW					
591-556-740.000	SUPPLIES	14,631.20	10,000.00	3,106.16	0.00
591-556-743.000	METERS	9,119.31	8,000.00	0.00	0.00
591-556-775.000	REPAIRS & MAINT	(6,840.90)	10,000.00	2,658.78	0.00
591-556-802.000	SERVICE	9,037.38	10,000.00	3,272.30	48.00
591-556-803.000	ENGINEERS FEES	30,503.53	30,000.00	5,477.98	2,446.88
591-556-818.000	CONTRACT LABOR	3,385.36	100,000.00	235,121.09	7,020.50
591-556-965.600	CONTRIBUTION TO 641 LABOR & EQUIPMENT	231,792.82	200,000.00	100,000.00	0.00
591-556-968.000	DEPRECIATION EXPENSE	161,929.00	0.00	0.00	0.00
591-556-970.000	CAPITAL OUTLAY	38,415.11	50,000.00	1,400.00	0.00
Total Dept 556 - DPW		491,972.81	418,000.00	351,036.31	9,515.38
Dept 906 - DEBT SERVICE					
591-906-992.000	BOND PRINCIPAL	0.00	103,000.00	28,000.00	0.00
591-906-993.000	BOND INTEREST	108,576.49	107,060.00	53,463.13	13,381.88
Total Dept 906 - DEBT SERVICE		108,576.49	210,060.00	81,463.13	13,381.88
TOTAL EXPENDITURES		609,469.65	640,560.00	436,892.91	24,733.96
Fund 591 - WATER FUND:					
TOTAL REVENUES		1,187,488.17	1,078,378.00	776,411.86	343,256.67
TOTAL EXPENDITURES		609,469.65	640,560.00	436,892.91	24,733.96
NET OF REVENUES & EXPENDITURES		578,018.52	437,818.00	339,518.95	318,522.71
BEG. FUND BALANCE		3,183,620.41	3,761,638.93	3,761,638.93	
END FUND BALANCE		3,761,638.93	4,199,456.93	4,101,157.88	

GL NUMBER	DESCRIPTION	END BALANCE	2025-26	YTD BALANCE	ACTIVITY FOR
		06/30/2025	ORIGINAL	12/31/2025	MONTH 12/31/2025
		NORMAL (ABNORMAL)	BUDGET	NORMAL (ABNORMAL)	INCREASE (DECREASE)
Fund 598 - STORM DRAIN MAINTENANCE					
Revenues					
Dept 000					
598-000-699.101	GF CONTRIBUTION	42,500.00	500.00	0.00	0.00
Total Dept 000		42,500.00	500.00	0.00	0.00
TOTAL REVENUES		42,500.00	500.00	0.00	0.00
Expenditures					
Dept 556 - DPW					
598-556-818.000	CONTRACT LABOR	29,979.77	500.00	4,112.50	0.00
Total Dept 556 - DPW		29,979.77	500.00	4,112.50	0.00
TOTAL EXPENDITURES		29,979.77	500.00	4,112.50	0.00
Fund 598 - STORM DRAIN MAINTENANCE:					
TOTAL REVENUES		42,500.00	500.00	0.00	0.00
TOTAL EXPENDITURES		29,979.77	500.00	4,112.50	0.00
NET OF REVENUES & EXPENDITURES		12,520.23	0.00	(4,112.50)	0.00
BEG. FUND BALANCE		5,033.26	17,553.49	17,553.49	
END FUND BALANCE		17,553.49	17,553.49	13,440.99	

GL NUMBER	DESCRIPTION	END BALANCE 06/30/2025 NORMAL (ABNORMAL)	2025-26 ORIGINAL BUDGET	YTD BALANCE 12/31/2025 NORMAL (ABNORMAL)	ACTIVITY FOR MONTH 12/31/2025 INCREASE (DECREASE)
Fund 641 - EQUIPMENT REPAIR & REPLACEMENT					
Revenues					
Dept 000					
641-000-699.100	OPERATING TRANSFER-IN	608,000.00	630,815.00	350,000.00	0.00
Total Dept 000		608,000.00	630,815.00	350,000.00	0.00
TOTAL REVENUES		608,000.00	630,815.00	350,000.00	0.00
Expenditures					
Dept 932 - EQUIPMENT REPAIR ACTIVITY					
641-932-703.000	SALARIES	256,949.59	264,865.00	120,338.07	19,487.43
641-932-703.002	OVERTIME SALARIES	22,877.29	23,000.00	10,371.96	1,838.64
641-932-719.000	FRINGE BENEFITS	68,991.21	72,000.00	34,112.31	2,674.75
641-932-728.000	UNIFORM EXPENSES	4,828.30	5,000.00	1,344.20	231.32
641-932-740.000	SUPPLIES	25,489.56	25,000.00	10,338.48	1,386.36
641-932-775.000	REPAIRS & MAINT	42,527.34	45,000.00	28,478.93	4,917.46
641-932-782.000	STREET MATERIALS & SUPPLIES	818.90	1,500.00	7,094.22	0.00
641-932-802.000	SERVICE	1,236.13	1,200.00	315.53	300.00
641-932-809.000	TRAINING	7,634.15	3,500.00	323.46	0.00
641-932-853.000	TELEPHONE EXPENSE	3,994.28	3,900.00	1,494.18	305.25
641-932-862.000	GAS	21,666.33	27,000.00	10,571.60	1,927.77
641-932-920.000	UTILITIES	134,809.86	129,100.00	52,655.18	10,788.02
641-932-958.000	DUES AND SUBSCRIPTIONS	1,096.55	1,150.00	473.22	0.00
641-932-962.000	MILEAGE	596.10	600.00	501.06	0.00
641-932-968.000	DEPRECIATION EXPENSE	44,656.00	0.00	0.00	0.00
641-932-970.000	CAPITAL OUTLAY	1,703.75	6,000.00	6,757.19	0.00
Total Dept 932 - EQUIPMENT REPAIR ACTIVITY		639,875.34	608,815.00	285,169.59	43,857.00
TOTAL EXPENDITURES		639,875.34	608,815.00	285,169.59	43,857.00
Fund 641 - EQUIPMENT REPAIR & REPLACEMENT:					
TOTAL REVENUES		608,000.00	630,815.00	350,000.00	0.00
TOTAL EXPENDITURES		639,875.34	608,815.00	285,169.59	43,857.00
NET OF REVENUES & EXPENDITURES		(31,875.34)	22,000.00	64,830.41	(43,857.00)
BEG. FUND BALANCE		288,007.18	256,131.84	256,131.84	
END FUND BALANCE		256,131.84	278,131.84	320,962.25	
TOTAL REVENUES - ALL FUNDS					
TOTAL REVENUES - ALL FUNDS		5,371,804.66	5,500,404.48	2,957,994.34	459,404.10
TOTAL EXPENDITURES - ALL FUNDS		4,472,689.15	4,984,460.83	2,191,648.36	277,614.38
NET OF REVENUES & EXPENDITURES		899,115.51	515,943.65	766,345.98	181,789.72
BEG. FUND BALANCE - ALL FUNDS		8,268,825.25	9,167,940.76	9,167,940.76	
END FUND BALANCE - ALL FUNDS		9,167,940.76	9,683,884.41	9,934,286.74	

City of Potterville

319 N. Nelson St. ♦ PO Box 488 ♦ Potterville, MI 48876 ♦ Phone: (517) 645-7641
 Fax: (517) 645-7810 ♦ www.pottervillemi.org

January 8, 2026

To: City Council
From: Aaron Sheridan, City Manager
Subject: Manager's Report

Please review my report and let me know if you have questions or comments. Thank you.

1. The City/TIFA's Trust Fund DNR Development Grant, awarded in December, follows a two-year timeframe to be completed once a formal project agreement has been issued by the DNR and agreed to by Council. Because issuance of a project agreement from the State can take months, and do not correspond with construction season; grantees are permitted another year to allow for project bids and vender selection during Winter season with preferred Spring/Summer construction. This helps increase competition amongst qualified contractors and reduce taxpayer expenses of the State and City TIFA. See the timeline below from the DNR Trust Fund Grant Handbook.

Figure 1: Example of a grant project timeline

Action	MNRTF or LWCF
<i>Project recommendation</i>	December 2025
<i>Begin to incur Prime Professional costs</i>	January 1, 2026
<i>Step 1: Project agreement</i>	June-September 2026 Tentative based on legislative or NPS approval
<i>Step 2: Plans, specifications and bid documents</i>	Fall, 2026
<i>Step 3: Contractor/vendor selection</i>	Winter, 2027
<i>Project construction</i>	Spring - Fall, 2027
<i>Step 4: Request grant reimbursement(s)</i>	Fall, 2027 Partial reimbursement may be requested once at least 25% of project construction expenses have been paid
<i>Project agreement expires</i>	June-September, 2028

2. The Cambria Ridge Estates development (Westview Capital LLC) is proceeding well with about 37/79 or 46% of its total planned lots *already* sold to new homeowners since Phase 1 began in 2022. After deducting 20 Lots from this count for Phase 3, that is under construction, an impressive 37/59 or 63% of lots have been sold. Phase1 of Cambria Ridge is nearly 100% sold and has supplied affordable housing for 28 new families inside City limits and the Potterville School District. The success of this development has encouraged continued investment of Allen Edwin and/or its subsidiaries into another planned Phase of development west of Cambria Ridge, called "Sunset Hills East" that is to be reviewed

City of Potterville

319 N. Nelson St. ♦ PO Box 488 ♦ Potterville, MI 48876 ♦ Phone: (517) 645-7641
Fax: (517) 645-7810 ♦ www.pottervillemi.org

on the 13th of this month by the City's Planning Commission. See City Planning Commission Notice online at <https://pottervillemi.org/wp-content/uploads/2026/01/NOPH-01-13-2026-Planning-Commission-Special-Meeting.pdf>

3. The City has its new "Dump your Junk" dates for 2026 and leaf and stick pickup dates/times for residents of public streets inside City limits. As you know, the City funds a bi-annual large garbage drop off event for its residents and taxpayers (only) that takes place at the far west side of Lake Alliance Park, adjacent to the City's compost area. See the City's event notice online at <https://pottervillemi.org/wp-content/uploads/2025/12/2026-Dump-Junk-and-Curbside-Notice.pdf> . Please keep in mind the "Dump your Junk" event is subject to restrictions and for City residents/taxpayers only, as it's funded by City tax revenues only.

STICKS –Curbside Pick Up – May 4th thru May 18th and October 5th thru October 19th 2026

LEAVES –Curbside Pick Up - October 1st thru November 28th 2026

DUMP YOUR JUNK – May 16th 2026 and October 17th 2026 - 8 am to Noon (until dumpsters are full)

4. The City has scheduled local street maintenance of overband crack fill for its local streets at Lockview, County Lake, Sunset Hills subdivisions, and Church St., Cottage St., Cherry St., Mitchell St., Pearl Street. This road project will take place over the course of a couple days this Summer and consists of about 5.15 lane miles of rubberized crack fill for the abovementioned Streets owned and operated by the City. Upon conclusion of the rubberized crack fill, the City plans to restripe local crosswalks, travel stripes and parking spaces at its public parks and Offices.

City of Potterville

319 N. Nelson St. ♦ PO Box 488 ♦ Potterville, MI 48876 ♦ Phone: (517) 645-7641
Fax: (517) 645-7810 ♦ www.pottervillemi.org

TREASURERS REPORT

January 15, 2026

Utility bills—as of 12/31/25 (bills due on 15th) \$22,369.22 is outstanding with \$15,587.37 over 30 days past due.

Water usage month of Dec (Jan billing): 5,793,698 gallons

Sewer usage month of Dec (Jan billing) 5,789,943 gallons

Ready to service charge-water: \$46,413.75

Ready to service charge sewer: \$42,028.57

Total water and sewer billed out from 11/25/25-12/22/25 is \$140,647.71

Payroll month of December 2025 \$72,454.45 (this includes all payroll taxes + MERS+ council.)

Summer taxes were due on 9/15/25 (normally due on 9/14 but this date falls on weekend).

Summer tax collection rate through 1/8/26: 97.3%. Winter tax bills have been mailed and are due on February 16, 2026 (February 14th falls on a weekend). Last date to pay summer or winter taxes is 3/2/26.

Winter tax collection rate through 1/8/26: 43.2%.

Bank reconciliations completed for the month of December 2025:

General account – Reconciled balance: **\$ 4,684,037.48**

Payroll account - Reconciled balance: **\$11,307.00**

Tax account – Reconciled balance: **\$414,425.65**

Gizzard Fest – Reconciled balance: **\$55,054.28**

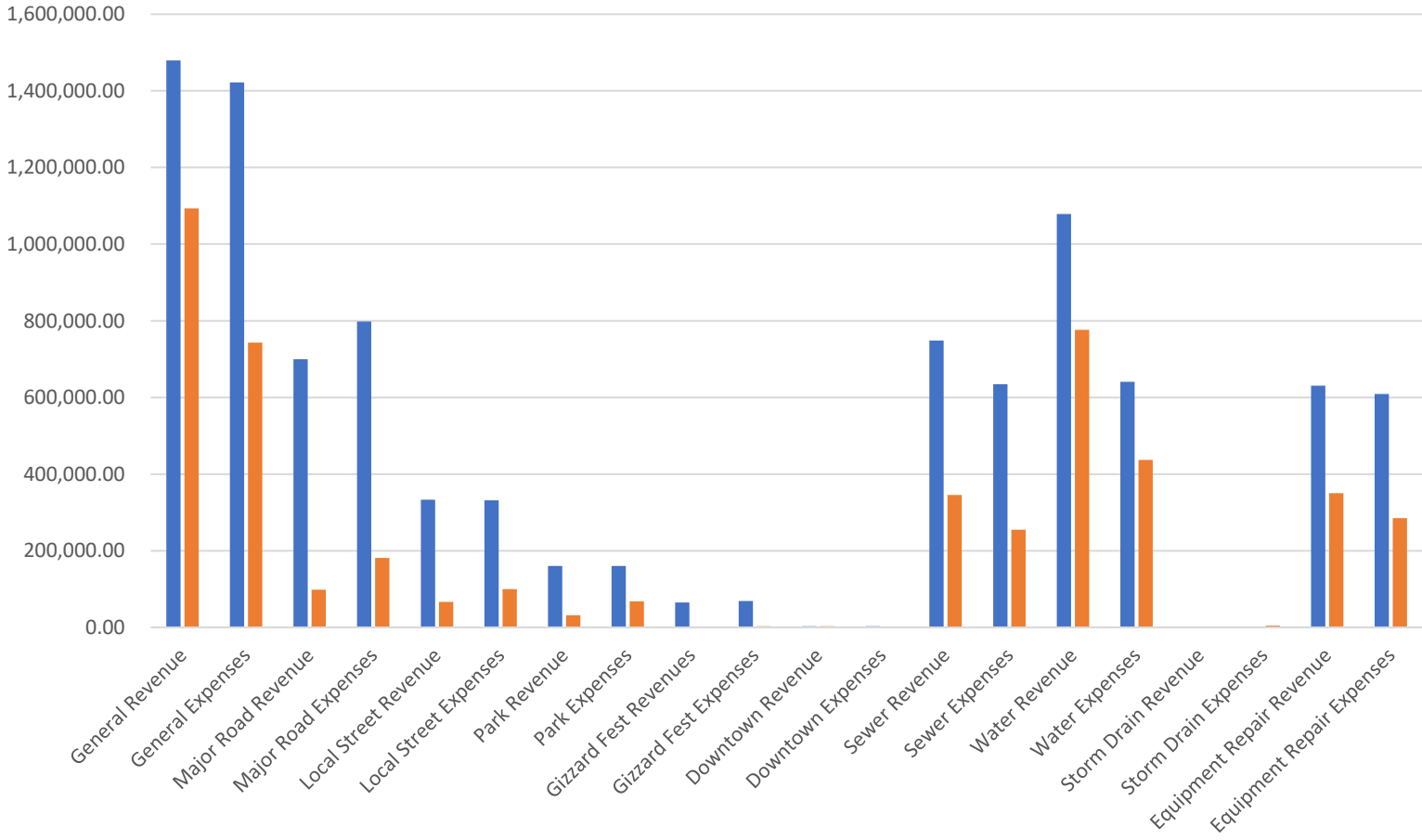
Respectfully submitted,

Jodi West, Treasurer

	Budgeted	Actual
General Revenue	1,479,099.00	1,093,353.43
General Expenses	1,421,885.51	743,429.30
Major Road Revenue	700,000.00	98,154.89
Major Road Expenses	798,361.10	181,227.55
Local Street Revenue	333,184.77	66,186.23
Local Street Expenses	331,145.86	99,700.00
Park Revenue	160,520.28	31,693.28
Park Expenses	160,420.28	68,281.64
Gizzard Fest Revenues	65,175.00	2,225.62
Gizzard Fest Expenses	68,500.00	2,902.43
Downtown Revenue	2,654.00	2,654.00
Downtown Expenses	2,654.00	456.31
Sewer Revenue	748,778.43	345,236.98
Sewer Expenses	634,867.00	254,739.69
Water Revenue	1,078,378.00	776,411.86
Water Expenses	640,560.00	436,892.91
Storm Drain Revenue	500.00	0.00
Storm Drain Expenses	500.00	4,112.50
Equipment Repair Revenue	630,815.00	350,000.00
Equipment Repair Expenses	608,815.00	285,169.59

Revenue/Expenses 12/31/25

■ Budgeted
■ Actual



City of Potterville

319 N. Nelson St. ♦ PO Box 488 ♦ Potterville, MI 48876 ♦ Phone: (517) 645-7641
Fax: (517) 645-7810 ♦ www.pottervillemi.org

January 2026

From the office of the Parks & Recreation Department for the City of Potterville:

The Parks & Recreation Department continues to do administrative work, planning, implementation, programs, observation, evaluation, training, and continuing education.

- Prior to the City Council Meeting last month and when reports are due, we stated there was no update on the MDNR Trust Fund Grant. However, the announcements were made, and the City of Potterville's Trust Fund Application has been awarded! We are currently waiting for the project agreement. We can start with the topography but with it being the winter season, we are waiting for Spring. The City's Engineer will start putting the packet together in the Spring/Summer and bidding for the project will be towards the last quarter of the year, with a projected construction start in 2027.
- Planning for the 2026 Season is underway, tournaments are going well, and we have returning leagues, with additional new individuals in leadership roles.
- The Best Holiday House was completed, and the two winners were on the East side of Cherry Street. Check the light displays around the City if they are still up.
- Replacement of City flags have been ordered.
- The ongoing communications with CEOs, State UICs, and State Directors for the upcoming season. This is year-round
- mParks Conference & Trade Show is in March 2026 and is back in Lansing this year. This year's theme is "Rethink, Reinvent. Reignite".
- I have received certifications for two sessions in ASL to help the communication barrier at the parks events as we see an increase in the deaf and hard of hearing culture. With this, it was also a refresher for one of my minors from college studies.
- Continue to further my education by webinars, meetings, conferences, certificates, etc. As well as networking with other departments in the surrounding area.

Respectfully Submitted,
Tiffany Falin, Parks & Recreation Director

City of Potterville

319 N. Nelson St. ♦ PO Box 488 ♦ Potterville, MI 48876 ♦ Phone: (517) 645-7641
Fax: (517) 645-7810 ♦ www.pottervillemi.org

January 7, 2026

To: City Council
From: Donald Stanley, DPW Director

DPW Council report January 2026

1. City Plowing and salting have gone well; we've salted more than usual this early in the year and using more salt than most years at this time. If the consumption continues the City will need to order more salt before Spring.
2. Break downs of plow trucks and apparatuses due to winter plowing have been minimal, just normal maintenance on the equipment including snow plow blade replacements.
3. DPW has installed 3 new radar speed signs and posts around the City and plans to install 2 additional "blind hill" safety signs along Sunset Drive.

City of Potterville

319 N. Nelson St. ♦ PO Box 488 ♦ Potterville, MI 48876 ♦ Phone: (517) 645-7641
Fax: (517) 645-7810 ♦ www.pottervillemi.org

All permit information has been entered into the system and entering final new build data.

Working on Economic Condition Factors and Land Values to set property values for 2026.

Mailed out personal property statements to businesses. They are due back to the City by February 20th.

Disabled veteran exemptions are now automatic for those who applied and were approved in 2025. Taxpayers are responsible for letting us know of any changes in status, ownership, etc.

Thanks,



Sarah Payton, MAAO



Potterville Police Department
Chief Richard Barry



319 North Nelson St. • Potterville • Michigan • 48876 • Phone (517) 645-7802 • Fax (517) 645-7810

Dear Council,

Please see the following information regarding your police department,

- Open Position: The department currently has a part-time sworn position open for a patrol officer/detective. We are actively searching for a current sworn officer to fill the position.
- Capital Improvement: Heat and insulation have been installed in the Police barn across the street from City Hall. That space will slowly be converted into a storage facility for evidence, equipment, and officer gear. This project will open up the backroom of the PD and enable the conversion of the space into additional office space in the City Hall.
- Training: Officers will be attending a basic investigator school to enhance their abilities and gain resources for future investigations. Officers will also be trained in-house by Officer Haynor on the new Taser 10. I have enrolled our agency in the Small-Agency Discount Program with Oakland Community College, allowing our officers to complete numerous training courses with Oakland at no additional cost to us other than the transfer of our 302 funds provided by the State for training.
- As we enter 2026, our focus will continue to be proactive policing and deterrence of criminals from wanting to come to our city. The high traffic stop counts, directed traffic enforcement, and interdiction all help with deterring those nefarious individuals from wanting to break the law here in our town.



-Respectfully Submitted, Chief R. Barry

EATON COUNTY 911

Events by Nature Code by Agency

Agency: PPD, Event date/Time range: 12/01/2025 00:00:00 - 12/31/2025 23:59:59

Agency Code	Nature Code	Rpt Only	Self Init	CFS	Total	% Total	Avg Disp Time	Avg Resp Time	Avg Scene Time	Total Call Time	Avg Call Time
PPD	ABANDONED VEHICLE	0	2	1	3	3%	1:02:35	0:00:00	0:20:14	2:45:39	0:55:13
	ASSAULT	0	0	1	1	1%	0:00:57	0:07:00	2:45:48	2:53:45	2:53:45
	ASSIST CITIZEN	0	2	1	3	3%	0:02:17	0:00:00	1:34:34	4:04:52	1:21:37
	ASSIST OTHER POLICE DEPT	0	1	0	1	1%	0:00:00	0:00:00	0:05:14	0:05:14	0:05:14
	ASSIST PROTECTIVE SERVICES	0	0	1	1	1%	0:08:34	0:00:00	0:00:00	0:47:08	0:47:08
	BARKING DOG	0	0	1	1	1%	0:02:12	0:53:05	0:01:27	0:56:44	0:56:44
	CAR DEER ACCIDENT	0	0	1	1	1%	0:03:32	0:32:53	1:00:31	1:36:56	1:36:56
	CHECK WELLBEING	0	0	5	5	5%	0:09:28	0:12:57	1:13:07	5:47:16	1:09:27
	CHILD ABUSE OR NEGLECT	0	0	2	2	2%	0:43:35	0:06:01	0:09:12	2:07:49	1:03:55
	DOMESTIC DISPUTE	0	0	1	1	1%	0:03:50	0:02:55	0:07:02	0:13:47	0:13:47
	FIGHT OR PHYSICAL ALTERCATION	0	0	1	1	1%	0:00:00	0:02:11	0:10:38	0:12:49	0:12:49
	FOLLOWUP OF ANY KIND	0	4	0	4	4%	0:00:01	0:00:00	0:04:11	0:16:23	0:04:06
	MDOP	0	1	1	2	2%	0:03:04	0:40:00	0:26:01	1:35:07	0:47:34
	MESSAGE FOR OFFICER	0	8	0	8	8%	0:00:01	0:00:00	0:00:31	0:04:17	0:00:32
	MOTORIST ASSIST	0	1	0	1	1%	0:00:01	0:00:00	0:00:09	0:00:10	0:00:10
	PARKING VIOLATIONS	0	3	0	3	3%	0:00:00	0:00:00	0:07:09	0:21:28	0:07:09
	PERSONAL INJURY CRASH	0	0	1	1	1%	0:00:00	0:02:23	0:36:30	0:38:52	0:38:52
	PPO VIOLATION	0	1	0	1	1%	0:00:00	0:00:00	0:19:27	0:19:27	0:19:27
	PROPERTY DAMAGE CRASH	0	0	1	1	1%	0:00:00	0:01:48	0:36:08	0:37:56	0:37:56
	SUSPICIOUS SITUATION	0	1	1	2	2%	0:03:41	0:51:58	1:00:00	2:59:20	1:29:40
THREATS	0	0	1	1	1%	0:24:21	0:00:00	0:00:00	1:01:36	1:01:36	
TRAFFIC HAZARD	0	0	1	1	1%	0:02:24	0:03:21	0:08:11	0:13:56	0:13:56	
TRAFFIC STOP	0	56	0	56	55%	0:00:01	0:00:08	0:12:46	11:55:22	0:12:46	
Subtotals for No Summary Code		0	80	21	101	100%	0:10:02	0:16:40	0:31:22	41:35:53	0:43:56

Subtotals for PPD	0	80	21	101	100%	0:10:02	0:16:40	0:31:22	41:35:53	0:43:56
--------------------------	----------	-----------	-----------	------------	-------------	----------------	----------------	----------------	-----------------	----------------



Eaton County Central Dispatch

Total Calls For Service

December 2025				
Type Agency	Month To Date		Year To Date	
	Calls	%/Total	Calls	%/Total
EMS	1,598	20.7%	19,365	29.9%
Fire	961	12.5%	10,958	16.9%
Police	5,151	66.8%	34,542	53.3%
Total Calls	7,710	100.0%	64,865	100.0%

Eaton County Central Dispatch EMS Calls For Service

December 2025				
Agency	Month To Date		Year To Date	
	Calls	%/Total	Calls	%/Total
Benton Twp. EMS	77	4.8%	890	4.6%
Delta Twp. EMS	564	35.3%	6,527	33.7%
Eaton Area EMS	609	38.1%	7,627	39.4%
Grand Ledge EMS	174	10.9%	2,235	11.5%
Vermontville EMS	14	0.9%	232	1.2%
Windsor Twp. EMS	100	6.3%	1,218	6.3%
Outside Agencies* <i>DLHE (0), LIFE(0), LTEM(16), NEMS(9), PRTE(35), LAEM(0)</i>	60	3.8%	636	3.3%
Total EMS Calls	1,598	100.0%	19,365	100.0%

* Agencies Outside Eaton County

Eaton County Central Dispatch

Fire Calls For Service

December 2025				
Agency	Month To Date		Year To Date	
	Calls	%/Total	Calls	%/Total
Bellevue Fire	30	3.1%	360	3.3%
Benton Twp Fire	19	2.0%	315	2.9%
Charlotte Fire	196	20.4%	2,046	18.7%
Delta Fire	307	31.9%	3,755	34.3%
Eaton Rapids City	70	7.3%	830	7.6%
Eaton Rapids Twp.	70	7.3%	815	7.4%
Grand Ledge Fire	88	9.2%	954	8.7%
Hamlin Twp Fire	22	2.3%	221	2.0%
Olivet Fire	33	3.4%	303	2.8%
Roxand Twp. Fire	17	1.8%	171	1.6%
Sunfield Fire	47	4.9%	367	3.3%
Vermontville Fire	9	0.9%	118	1.1%
Windsor Fire	44	4.6%	576	5.3%
Outside Agencies*	9	0.9%	127	1.2%
<i>LTFD(9), LAFD(0), DLHF(0), NASH(0)</i>				
Total Fire Calls	961	100.0%	10,958	100.0%

* Agencies Outside Eaton County

Eaton County Central Dispatch

Police Calls For Service

December 2025				
Agency	Month To Date		Year To Date	
	Calls	%/Total	Calls	%/Total
Bellevue Police	32	0.6%	311	0.9%
Charlotte Police	604	11.7%	7,342	21.3%
Eaton County Sheriff	2,170	42.1%		0.0%
<i>Delta</i>	1,807	35.1%	21,704	62.8%
<i>Out County</i>	363	7.0%	7,199	20.8%
<i>Animal Control</i>	26	0.5%	756	2.2%
Eaton Rapids Police	299	5.8%	3,991	11.6%
Grand Ledge Police	524	10.2%	5,054	14.6%
Michigan State Police	1,330	25.8%	15,655	45.3%
Olivet Police	53	1.0%	329	1.0%
Pottersville Police	101	2.0%	1,537	4.4%
Outside Agencies* <i>ME(17), DNR(21)</i>	38	0.7%	323	0.9%
Total Police Calls	5,151	100.0%	34,542	100.0%

EATON COUNTY 911

Events by Nature Code by Agency

Agency: PPD, Event date/Time range: 01/01/2025 00:00:00 - 12/31/2025 23:59:59

Agency Code	Nature Code	Rpt Only	Self Init	CFS	Total	% Total	Avg Disp Time	Avg Resp Time	Avg Scene Time	Total Call Time	Avg Call Time
PPD	911 ABANDONED	0	0	10	10	1%	0:02:03	0:06:24	0:09:07	2:09:06	0:12:55
	911 UNKNOWN CALL	0	0	14	14	1%	0:02:10	0:05:30	0:07:22	2:53:05	0:12:22
	ABANDONED VEHICLE	0	4	2	6	0%	0:32:06	0:06:05	0:22:48	4:08:29	0:41:25
	ALARM ALL	0	0	5	5	0%	0:00:00	0:07:07	0:12:15	1:32:32	0:18:30
	ANIMAL CRUELTY	0	0	2	2	0%	0:01:19	0:14:44	0:08:12	3:08:53	1:34:27
	ARGUMENT OR VERBAL ALTERCATION	0	0	8	8	1%	0:03:14	0:11:01	0:12:49	2:45:48	0:20:44
	ASSAULT	0	3	5	8	1%	0:05:08	0:09:55	2:20:24	16:02:24	2:00:18
	ASSIST CITIZEN	0	23	20	43	3%	0:05:49	0:12:35	0:19:28	25:53:43	0:36:08
	ASSIST OTHER POLICE DEPT	0	3	14	17	1%	0:03:27	0:12:11	0:35:09	13:33:15	0:47:50
	ASSIST PROTECTIVE SERVICES	0	10	5	15	1%	0:09:18	0:22:22	0:28:23	10:32:48	0:42:11
	AUTOMATIC CRASH NOTIFICATION	0	0	1	1	0%	0:00:00	0:00:00	0:00:00	0:00:55	0:00:55
	BARKING DOG	0	0	5	5	0%	0:46:37	0:19:45	0:02:05	5:06:59	1:01:24
	BE ON THE LOOKOUT	0	0	1	1	0%	0:00:00	0:29:28	0:43:47	1:13:15	1:13:15
	BREAKING AND ENTERING	0	0	5	5	0%	0:01:31	1:13:28	0:09:35	3:57:12	0:47:26
	CAR DEER ACCIDENT	0	0	5	5	0%	0:07:01	0:17:35	0:32:25	2:48:21	0:33:40
	CAR IN THE DITCH	0	0	1	1	0%	0:00:00	0:00:00	0:00:00	0:12:37	0:12:37
	CARDIAC OR RESP ARREST	0	0	2	2	0%	0:00:17	0:04:18	0:12:57	0:34:47	0:17:24
	CHECK WELLBEING	0	3	29	32	2%	0:06:10	0:07:06	0:34:20	22:01:44	0:41:18
	CHILD ABUSE OR NEGLECT	0	0	5	5	0%	0:23:40	0:04:01	0:10:37	3:25:48	0:41:10
	CIVIL COMPLAINT	0	4	25	29	2%	0:08:45	0:11:59	0:16:55	19:05:30	0:39:30
	CRIMINAL SEXUAL CONDUCT REPORT	0	0	3	3	0%	0:12:01	0:45:51	1:45:43	7:20:19	2:26:46
	DEATH INVESTIGATION	0	0	1	1	0%	0:05:12	0:03:03	2:20:23	2:28:38	2:28:38
	DIRECTED TRAFFIC ENFORCE	0	5	0	5	0%	0:00:01	0:00:00	0:07:20	0:36:44	0:07:21

Agency Code	Nature Code	Rpt Only	Self Init	CFS	Total	% Total	Avg Disp Time	Avg Resp Time	Avg Scene Time	Total Call Time	Avg Call Time
	DISORDERLY PERSON OR SUBJECT	0	0	7	7	0%	0:01:46	0:07:17	0:20:24	3:00:10	0:25:44
	DOG RUNNING LOOSE	0	0	3	3	0%	0:06:43	1:59:41	0:09:43	2:35:13	0:51:44
	DOMESTIC DISPUTE	0	1	12	13	1%	0:05:06	0:08:18	0:31:13	8:08:30	0:37:35
	DRUG OFFENSE	0	0	1	1	0%	0:01:52	0:11:15	0:39:19	0:52:26	0:52:26
	EMS ASSIST	0	0	4	4	0%	0:00:42	0:03:14	0:19:09	1:32:22	0:23:06
	FIGHT OR PHYSICAL ALTERCATION	0	1	2	3	0%	0:00:54	0:02:11	0:05:27	0:22:33	0:07:31
	FIRE DEPT ASSIST	0	0	4	4	0%	0:00:26	0:03:46	0:35:34	2:35:22	0:38:51
	FOLLOWUP OF ANY KIND	0	46	19	65	4%	0:01:51	0:21:32	0:31:29	33:19:02	0:30:45
	FOUND PROPERTY	0	0	1	1	0%	0:00:00	0:00:00	0:00:00	0:00:03	0:00:03
	FRAUD RETAIL EMBEZZLEMENT	0	0	8	8	1%	0:10:13	0:06:10	0:11:31	1:56:37	0:14:35
	HARASSMENT	0	1	5	6	0%	0:06:46	1:36:10	0:36:49	8:11:23	1:21:54
	INDECENT EXPOSURE	0	0	2	2	0%	0:02:00	0:21:42	0:08:44	1:02:53	0:31:27
	LARCENY	0	3	11	14	1%	0:08:13	0:49:02	0:48:57	15:38:20	1:07:01
	LOCKOUT	0	1	2	3	0%	0:03:19	0:05:06	0:05:59	1:03:16	0:21:05
	LOUD NOISE	0	0	3	3	0%	0:15:09	0:06:29	0:03:29	1:01:33	0:20:31
	LOUD PARTY OR MUSIC	0	0	1	1	0%	0:00:00	0:16:54	0:34:15	0:51:09	0:51:09
	MAN WITH A GUN	0	0	3	3	0%	0:06:36	0:05:33	0:17:45	0:40:20	0:13:27
	MDOP	0	3	3	6	0%	0:13:55	0:21:15	0:20:35	2:53:18	0:28:53
	MESSAGE FOR OFFICER	0	117	0	117	8%	0:00:01	0:00:00	0:00:17	0:35:11	0:00:18
	MISCELLANEOUS ANIMAL	0	0	4	4	0%	0:02:20	0:07:45	0:11:35	1:18:25	0:19:36
	MISCELLANEOUS INCIDENT	0	5	3	8	1%	0:03:36	0:38:25	0:37:42	5:47:12	0:43:24
	MISSING PERSON	0	2	4	6	0%	0:02:40	0:14:30	1:30:32	10:58:31	1:49:45
	MOTORIST ASSIST	0	8	1	9	1%	0:00:01	0:00:00	0:12:43	1:47:06	0:11:54
	OPERATING WHILE IMPAIRED	0	0	1	1	0%	0:01:06	0:03:36	1:30:41	1:35:23	1:35:23
	PARKING VIOLATIONS	0	23	2	25	2%	0:02:35	0:04:31	0:13:31	5:51:14	0:14:03
	PERSONAL INJURY CRASH	0	0	16	16	1%	0:03:18	0:02:42	0:38:00	10:58:52	0:41:11
	PPO VIOLATION	0	1	0	1	0%	0:00:00	0:00:00	0:19:27	0:19:27	0:19:27

Agency Code	Nature Code	Rpt Only	Self Init	CFS	Total	% Total	Avg Disp Time	Avg Resp Time	Avg Scene Time	Total Call Time	Avg Call Time
	PRISONER TRANSPORT	0	1	4	5	0%	0:02:06	1:25:04	0:29:35	10:12:45	2:02:33
	PRIVATE PROPERTY DAMAGE CRASH	0	0	4	4	0%	0:02:20	0:23:45	0:04:05	1:45:00	0:26:15
	PROPERTY CHECK	0	30	0	30	2%	0:00:01	0:00:00	0:00:17	0:08:51	0:00:18
	PROPERTY DAMAGE CRASH	0	2	17	19	1%	0:03:10	0:06:53	0:47:24	16:16:20	0:51:23
	PROPERTY DAMAGE HIT AND RUN	0	0	5	5	0%	0:34:31	1:43:10	0:11:27	10:55:56	2:11:11
	PUBLIC RELATIONS	0	3	0	3	0%	0:00:01	0:00:00	2:02:28	6:07:27	2:02:29
	ROAD RAGE	0	0	2	2	0%	0:00:00	0:00:00	0:00:00	0:41:43	0:20:52
	RUNAWAY	0	0	5	5	0%	0:10:52	0:32:52	0:41:12	4:13:13	0:50:39
	SCHOOL THREAT	0	0	1	1	0%	0:03:35	0:08:01	1:24:53	1:36:29	1:36:29
	STOLEN VEHICLE	0	0	1	1	0%	0:00:00	0:00:00	0:00:00	0:56:25	0:56:25
	STRAY DOG	0	0	1	1	0%	0:15:13	0:10:01	0:06:56	0:32:10	0:32:10
	SUBPOENA SERVICE	0	5	0	5	0%	0:00:00	0:00:00	0:07:35	0:45:56	0:09:11
	SUICIDAL THRT OR ATTEMPT	0	0	9	9	1%	0:03:49	0:10:28	0:37:25	5:56:53	0:39:39
	SUSPICIOUS SITUATION	0	15	26	41	3%	0:09:31	0:12:36	0:22:00	21:19:01	0:31:12
	SUSPICIOUS SUBJECT	0	6	1	7	0%	0:01:08	0:03:22	0:24:11	2:55:00	0:25:00
	SUSPICIOUS VEHICLE	0	20	8	28	2%	0:01:30	0:08:49	0:06:01	3:57:57	0:08:30
	TELEPHONE HARASSMENT	0	0	1	1	0%	0:03:38	0:00:00	0:00:00	0:24:44	0:24:44
	THREATS	0	1	11	12	1%	0:09:26	0:06:34	0:11:39	5:28:33	0:27:23
	TRAFFIC CONTROL	0	3	0	3	0%	0:00:01	0:00:00	0:57:40	2:53:01	0:57:40
	TRAFFIC HAZARD	0	3	7	10	1%	0:03:27	0:07:00	0:12:15	3:02:10	0:18:13
	TRAFFIC STOP	0	754	0	754	49%	0:00:01	0:05:32	0:09:48	125:33:47	0:10:00
	TRAFFIC VIOLATION	0	1	8	9	1%	0:12:06	0:08:33	0:35:54	4:01:08	0:26:48
	TRESPASSING	0	0	3	3	0%	2:55:27	0:00:47	0:42:23	6:47:26	2:15:49
	UNKNOWN PROBLEM	0	0	1	1	0%	0:00:00	0:21:09	0:04:03	0:25:12	0:25:12
	UNWANTED SUBJECT	0	0	5	5	0%	0:02:45	0:04:36	0:33:49	3:10:42	0:38:08

Agency Code	Nature Code	Rpt Only	Self Init	CFS	Total	% Total	Avg Disp Time	Avg Resp Time	Avg Scene Time	Total Call Time	Avg Call Time
	VEHICLE INSPECTION	0	0	4	4	0%	0:07:23	0:36:05	0:11:49	2:46:09	0:41:32
	WARRANT ATTEMPT PICKUP	0	7	5	12	1%	0:01:23	0:14:02	0:34:21	8:44:09	0:43:41
Subtotals for No Summary Code		0	1118	419	1537	100%	0:08:48	0:19:13	0:29:40	528:06:50	0:43:26
Subtotals for PPD		0	1118	419	1537	100%	0:08:48	0:19:13	0:29:40	528:06:50	0:43:26



BENTON TOWNSHIP FIRE DEPARTMENT

Fire Chief

4713 N. Hartel Rd.
Pottersville, MI. 48876
Ph. 517-645-7061

BTFD Monthly Report

DATE: January 8, 2026
SUBJECT: BTFD Monthly Report
To: Township Supervisor, Township Board Members

OPERATIONAL INFORMATION:

Fire Chief Credit Card
Working on the 2026 Fire Department Budget
Fire Department Fee Schedule
Meeting with City of Pottersville City Manager & Mayor
Switching Billing Companies February 28, 2026

TRAINING:

- Fire Training – 4 gas monitor & Ventilation
- EMS Training – Medical Billing
- PPS Alarm System Familiarization

MEETINGS ATTENDED:

Township Board Meeting

SPECIAL EVENTS:

- Standby GL Parade
- Stocking Packing & Delivery

GRANTS

Firehouse Subs grant open

CALLS FOR SERVICE:

FIRE 4 City, 9 Twp, 3 Mutual Aid
EMS 34 City, 30 Twp, 22 Mutual Aid
EMS Mutual Aid

- Grand Ledge – 3
- Eaton Area – 13
- Windsor Twp. – 5
- Delta - 1

Total 102 Calls for service

Total for 2025

Total = 1253

Fire = 328

EMS = 924



BENTON TOWNSHIP FIRE DEPARTMENT

Fire Chief

4713 N. Hartel Rd.
Pottersville, MI. 48876
Ph. 517-645-7061

BTFD Monthly Report

EMS Runs

EATON COUNTY 911

Events by Nature Code by Agency

Agency: BEMS, Event date/Time range: 12/01/2025 00:00:00 - 12/31/2025 23:59:59

Agency Code	Nature Code	Rpt Only	Self Init	CFS	Total	% Total	Avg Disp Time	Avg Resp Time	Avg Scene Time	Total Call Time	Avg Call Time
BEMS	ABDOMINAL PAIN/PROBLEMS	0	0	1	1	1%	0:03:01	0:07:39	0:50:37	1:01:17	1:01:17
	ALLERGIES/ENVENOMATIONS	0	0	1	1	1%	0:02:04	0:06:53	0:56:20	1:05:17	1:05:17
	ASSAULT/SEXUAL ASSAULT	0	0	1	1	1%	0:00:05	0:08:34	0:23:35	0:32:14	0:32:14
	AUTOMATIC CRASH NOTIFICATION	0	0	1	1	1%	0:00:00	0:00:00	0:00:00	0:05:23	0:05:23
	BACK PAIN (NON TRAUMATIC)	0	0	2	2	3%	0:01:17	0:08:07	0:42:33	1:43:54	0:51:57
	BREATHING PROBLEMS	0	0	15	15	19%	0:01:59	0:11:26	1:10:58	19:35:50	1:18:23
	CARDIAC OR RESP ARREST	0	0	1	1	1%	0:00:00	0:10:13	0:11:52	0:22:05	0:22:05
	CHEST PAIN (NON-TRAUMATIC)	0	0	5	5	6%	0:01:30	0:05:24	1:12:10	6:35:24	1:19:05
	CHOKING	0	0	1	1	1%	0:02:01	0:04:42	1:07:15	1:13:58	1:13:58
	CONVULSIONS/SEIZURES	0	0	2	2	3%	0:00:00	0:13:16	0:52:46	2:12:03	1:06:02
	EMS STANDBY	0	0	1	1	1%	0:00:52	0:04:31	0:18:44	0:24:07	0:24:07
	FALLS	0	0	12	12	16%	0:01:52	0:09:43	0:40:05	10:16:19	0:51:22
	HEMORRHAGE/LACERATIONS	0	0	5	5	6%	0:02:23	0:08:14	0:28:55	3:17:36	0:39:31
	PERSONAL INJURY CRASH	0	0	4	4	5%	0:00:15	0:07:30	0:39:42	1:41:49	0:25:27
	PSYCHIATRIC/ABNORMAL BEHAVIOR	0	0	1	1	1%	0:00:41	0:04:55	0:46:17	0:51:53	0:51:53
	SICK PERSON	0	0	14	14	18%	0:02:26	0:08:19	0:39:09	10:47:06	0:46:13
	STROKE (CVA)	0	0	3	3	4%	0:02:58	0:06:55	1:23:33	4:40:17	1:33:26
	TRAFFIC/TRANSPORTATION ACCIDEN	0	0	2	2	3%	0:00:26	0:04:41	0:41:29	1:33:11	0:46:36
	UNCONSCIOUS/FAINTING (NEAR)	0	0	3	3	4%	0:05:54	0:07:57	0:27:26	1:57:56	0:39:19
	UNKNOWN PROBLEM (MAN DOWN)	0	0	2	2	3%	0:02:36	0:10:04	0:06:37	0:38:33	0:19:17
Subtotals for No Summary Code		0	0	77	77	100%	0:01:54	0:07:51	0:43:10	70:36:12	0:48:39
Subtotals for BEMS		0	0	77	77	100%	0:01:54	0:07:51	0:43:10	70:36:12	0:48:39

Report Generated: 01/02/2026 07:48:17 | User ID: THART

Other_EventsByNatureAgcy

Page 1 of 2



BENTON TOWNSHIP FIRE DEPARTMENT

Fire Chief

4713 N. Hartel Rd.
Potterville, MI. 48876
Ph. 517-645-7061

BTFD Monthly Report

Fire Runs

EATON COUNTY 911

Events by Nature Code by Agency

Agency: BTFD, Event date/Time range: 12/01/2025 00:00:00 - 12/31/2025 23:59:59

Agency Code	Nature Code	Rpt Only	Self Init	CFS	Total	% Total	Avg Disp Time	Avg Resp Time	Avg Scene Time	Total Call Time	Avg Call Time
BTFD	COMMERCIAL FIRE ALARM	0	0	1	1	5%	0:01:31	0:05:27	0:03:12	0:10:10	0:10:10
	COMMERCIAL STRUCTURE FIRE	0	0	1	1	5%	0:00:02	0:00:00	0:00:00	0:09:36	0:09:36
	COMPLAINT FIRE INVESTIGATION	0	0	1	1	5%	0:05:44	0:07:24	0:14:03	0:27:11	0:27:11
	MEDICAL ASSIST	0	0	9	9	47%	0:00:06	0:09:16	0:13:31	3:01:50	0:20:12
	MUTUAL AID REQUEST	0	0	1	1	5%	0:00:05	0:26:03	1:31:16	1:57:24	1:57:24
	PERSONAL INJURY CRASH	0	0	4	4	21%	0:00:32	0:08:16	0:19:39	1:53:51	0:28:28
	STRUCTURE FIRE LARGE	0	0	1	1	5%	0:00:01	0:16:38	1:08:04	1:24:43	1:24:43
	WIRES DOWN	0	0	1	1	5%	0:00:09	0:05:01	0:06:40	0:11:50	0:11:50
Subtotals for No Summary Code		0	0	19	19	100%	0:01:01	0:11:09	0:30:55	9:16:35	0:38:42
Subtotals for BTFD		0	0	19	19	100%	0:01:01	0:11:09	0:30:55	9:16:35	0:38:42

Kevin Christiansen
Fire Chief
Benton Township Fire Department
4713 N. Hartel Rd.
Potterville, MI 48876
Station 517-645-7061
Email: bentontwp.chief@gmail.com

DATE: January 15, 2026

FROM: Libby Ranshaw 

TO: City of Potterville City Council

SUBJ: Resignation – City Council Member

This is notice that as of January 15, 2026, I resign my City of Potterville city council seat. I have enjoyed my time as a council member; I hope to continue service to the City in a different capacity. Thank you.

City of Potterville

319 N. Nelson St. ♦ PO Box 488 ♦ Potterville, MI 48876 ♦ Phone: (517) 645-7641
Fax: (517) 645-7810 ♦ www.pottervillemi.org

RESOLUTION NO. 2026-0115-01

At a regular meeting of the City Council of the City of Potterville, Eaton County, Michigan, held at the City Hall in said City on the 15th day of January 2026, at 6:00 p.m.

Present:

Absent:

The following Resolution was offered by and seconded by .

RESOLUTION APPROVING SUNSET HILLS EAST SITE CONDOMINIUM PLAN

WHEREAS, Green Development Ventures, LLC (the “Applicant”), submitted an application for a site condominium plan for the Sunset Hills East development (the “Site Plan” attached as **Exhibit A**) for the following described property:

700-023-100-091-01 - COMM AT NW COR SEC 23 T3N R4W - S 89DEG52'6" E 959.01 FT ALG N LI SD SEC 23 TO POB - S 89DEG52'6" E 340.91 FT ALG N LI SD SEC 23 - S 0DEG24'58" W 1414.0 FT TO N COR LOT 37 SUNSET HILLS #3 PLAT - S 29DEG31'43" W 36.81 FT ALG W LI SD LOT 37 TO NW COR LOT 36 OF SUNSET HILLS #3 PLAT - N 70DEG0'51" W 204.49 FT TO N LI OF SD LOT 36 EXTENDED - NWLY 39.17 FT ALG CURVE TO LEFT W/RAD OF 371.39 FT (CHORD 39.15 FT BEARING N 8DEG21'3" E) TO NE COR LOT 17 OF SUNSET HILLS PLAT - NLY THE FOLL 4 COURSES: N 85 DEG1'15" W 90.55 FT, N 23DEG47'3" W 76.8 FT, N 11DEG19'25" W 81.63 FT, & N 0DEG32'39" E 1180.03 FT TO POB ALSO COMM AT NW COR SEC 23 T3N R4W - S 89DEG52'6" E 1299.92 FT ALG N LI SD SEC 23 - S 0DEG24'58" W 1314.00 FT TO POB - S 89DEG50'57" E 1302.85 FT TO N-S 1/4 LI SD SEC 23 - S 0DEG17'17" W 873.74 FT ALG N-S 1/4 LI TO NE COR SUNSET HILLS #3 PLAT - ALG N LI SUNSET HILLS #3 PLAT THE FOLL TWELVE COURSES: N 89DEG42'24" W 150 FT, N 58DEG44'16" W 76.98 FT, N 89DEG42'43" W 114.94 FT, N 55DEG1'2" W 134.66 FT, N 46DEG4'30" W 170.07 FT, N 54DEG14'1" W 66.67 FT, N 46DEG4'30" W 256.27 FT, N 62DEG16'10" W 262.68 FT, N 0DEG9'3" E 75 FT, N 23DEG36'32" W 72.11 FT, SELY 161.41 FT ALG CURVE TO LEFT W/RAD 235 FT (CHORD 158.25 FT BEARING S 70DEG28'27" W), N 37DEG20'4" W 142.77 FT TO N COR LOT 37 SUNSET HILLS #3 PLAT - N 0DEG24'58" E 100 FT TO POB

City of Potterville

319 N. Nelson St. ♦ PO Box 488 ♦ Potterville, MI 48876 ♦ Phone: (517) 645-7641
Fax: (517) 645-7810 ♦ www.pottervillemi.org

; and

WHEREAS, on November 19, 2024, the City Planning Commission held a public hearing review the application of the Site Plan in accordance with the Michigan Zoning Enabling Act, Public Act 110 of 2006, MCL 125.3101 *et seq.* (the “Act”); and

WHEREAS, the Planning Commission met on January 13, 2026, to review the final engineering of the Site Plan; and

WHEREAS, at the meeting on January 13, 2026, the Planning Commission recommended approval of the Site Plan to the City Council with the condition that all requirements of the City of Potterville Code of Ordinances, City of Potterville Zoning Ordinance, City of Potterville DPW, EGLE, and Eaton County Drain Commissioner are met; and

WHEREAS, at its meeting on January 15, 2026, the City Council reviewed the Site Plan; and

WHEREAS, the City Council desires to approve the Site Plan subject to certain conditions and has determined that approving the Site Plan subject to these conditions is in the best interests of the health, safety and welfare of City residents.

NOW, THEREFORE, the City Council of the City of Potterville resolves as follows:

1. The City Council hereby conditionally approves the Site Plan subject to the following requirements:
 - a. All requirements of the City of Potterville Code of Ordinances, City of Potterville Zoning Ordinance, City of Potterville DPW, EGLE, and Eaton County Drain Commissioner shall be met.
2. The City Council hereby directs and authorizes the City Mayor and City Clerk to sign and endorse their approval on a copy of the site plan.

City of Potterville

319 N. Nelson St. ♦ PO Box 488 ♦ Potterville, MI 48876 ♦ Phone: (517) 645-7641
Fax: (517) 645-7810 ♦ www.pottervillemi.org

3. Any and all resolutions that are in conflict with this Resolution are hereby repealed but only to the extent to give this Resolution full force and effect.

Those Council Members voted:

Yeas:

Nays:

Absent:

RESOLUTION DECLARED ADOPTED:

STATE OF MICHIGAN

COUNTY OF EATON

CLERK'S CERTIFICATE

I, Becky Dolman, the duly qualified and acting City Clerk of the City of Potterville, Eaton County Michigan DO HEREBY CERTIFY that the foregoing is a true and complete copy of certain proceeding taken by the City Council of said City at regular meeting held on January 15, 2026

Becky Dolman
City Clerk

City of Potterville

319 N. Nelson St. ♦ PO Box 488 ♦ Potterville, MI 48876 ♦ Phone: (517) 645-7641
Fax: (517) 645-7810 ♦ www.pottervillemi.org

“EXHIBIT A”



December 2, 2025

City of Potterville
319 N. Nelson Street
Potterville, MI 48876

Attention: Mr. Aaron Sheridan, City Manager

**RE: CONSTRUCTION PLAN REVIEW – SUNSET HILLS NO. 5
SITE CONDOMINIUM, SUNSET HILL, LLC**

Dear Aaron:

Wightman has completed a civil engineering review of the revised site condominium plan, dated December 1, 2025, for the above-mentioned project. The revised site condominium plan has satisfied all comments from our previous review letters dated August 1, 2025 and September 15, 2025.

If you have any questions, please feel free to contact me.

Very truly yours,

Bradley S. DeVries
bdevries@gowightman.com
(269) 692-9622

Samuel A. Leatch
sleatch@gowightman.com
(517) 812-0700

Cc: Bradley DeVries, P.E., Wightman
Don Standley, City of Potterville
Brandy Hatt, City of Potterville