

The City of Potterville Tax Increment Finance Authority

Potterville City Hall, 319 N. Nelson Street – (517) 645-7641 – www.pottervillemi.org

TIFA MEETING AGENDA

Monday, February 12th 2024 at 6:00 p.m.

A. Call the Meeting to Order:

B. Pledge of Allegiance:

C. Roll Call: Members Bob Nichols, Brian Goodman, Joseph Bristol Jr., Judy Lenneman, Jon McNett, Elizabeth Ross, Ronald Norman.

1. Members Present: _____
2. _____
3. Members Absent: _____
4. _____

D. Agenda Approval:

E. Approval of Minutes:

1. Draft Meeting Minutes from January 8th 2024

F. Approval of Bills: \$1,083.34

G. Public Comment: Items on the Agenda.

H. Old Business: None.

I. New Business:

1. Lansing Road Sidewalk – Phase III Project Bid and Contract

J. Public Comment: Items not on the Agenda.

K. Communications from Board Members:

L. Next Meeting: March 11th 2024 at 6:00 p.m.

M. Administrative Report: In attendance.

N. Excuse absent Members:

O. Meeting Adjourn:

Potterville TIFA Board Minutes

Monday, January 8, 2024 @ 6:00 p.m. – Potterville City Hall, 319 N. Nelson Street

Meeting was called to order by B. Nichols at 6:00 p.m.

Pledge of Allegiance was recited by all.

Roll Call: **Present:** B. Nichols, J. Bristol, L. Ross, B. Goodman J. McNett, R. Norman, and J. Lenneman.
 Absent: N/A

Agenda Approval: Motion by Member Goodman to approve the agenda, seconded by Member Ross. Motion carried (7-0-0).

Approval of Minutes: Motion by Member Ross to approve the minutes from December 11, 2023, seconded by Member Lenneman. Motion carried (7-0-0).

Approval of Bills: Motion by Member Norman to pay bills totaling \$13,609.71, seconded by Member Bristol. Motion carried (7-0-0).

Public Comment: N/A

Old Business: N/A

New Business:

1. Schedule of Public Meetings for 2024: Motion by Member Ross to approve the 2024 Public Meetings Schedule, seconded by Member Goodman. Motion carried (7-0-0).

Public Comment: N/A

Communications from Board: N/A

Next Meeting: Monday, February 12, 2024 at 6:00 p.m.

Administrative Report: expect bids at next meeting

Motion to Excuse Absent Members: N/A

Motion to Adjourn: Meeting adjourned by Member Nichols at 6:03 p.m.

Respectfully submitted,
Kayla Schwartz, TIFA Secretary
Approved by TIFA Board _____, 2024

GL Number	Description	Beginning Balance
247-000-001.000	CASH	100,283.76
247-000-003.000	CASH-CERTIFICATES OF DEPOSIT	170,000.00
Beginning GL Balance:		270,283.76
Less: Cash Disbursements		(13,609.71)
Add: Journal Entries/Other		35,231.45
Ending GL Balance:		291,905.50

GL Number	Description	Ending Balance
247-000-001.000	CASH	121,905.50
247-000-003.000	CASH-CERTIFICATES OF DEPOSIT	170,000.00
Ending GL Balance:		291,905.50
Ending Bank Balance:		291,905.50
Add: Deposits in Transit		0.00
Less: 0 AP Outstanding Checks		
Less: 0 PR Outstanding Checks		
Adjusted Bank Balance		291,905.50
Unreconciled Difference:		0.00

REVIEWED BY: _____ 

DATE: 2-1-24

User: JWest

EXP CHECK RUN DATES 01/18/2024 - 02/12/2024

DB: Potterville

BOTH JOURNALIZED AND UNJOURNALIZED OPEN AND PAID

BANK CODE: TIFA

INVOICE NUMBER	DESCRIPTION	AMOUNT
VENDOR NAME: JODI WEST		
FEB 2024	FINANCIAL DUTIES MONTH OF FEB 2024	333.34
TOTAL VENDOR JODI WEST		<u>333.34</u>
VENDOR NAME: KAYLA SCHWARTZ		
FEB 2024	SECRETARIAL DUTIES MONTH OF FEB 2024	75.00
TOTAL VENDOR KAYLA SCHWARTZ		<u>75.00</u>
VENDOR NAME: WIGHTMAN		
853721	GENERAL ENGINEERING THROUGH 1/21/24	675.00
TOTAL VENDOR WIGHTMAN		<u>675.00</u>
GRAND TOTAL:		1,083.34

PERIOD ENDING 01/31/2024

TIFA

GL NUMBER	DESCRIPTION	BALANCE		2023-24 AMENDED BUDGET	END BALANCE	
		NORMAL	(ABNORMAL)		NORMAL	(ABNORMAL)
Assets						
247-000-001.000	CASH		168,599.49			121,905.50
247-000-003.000	CASH-CERTIFICATES OF DEPOSIT		0.00			170,000.00
TOTAL ASSETS			168,599.49			291,905.50
Fund Equity						
247-000-390.000	FUND BALANCE		50,368.77			161,213.27
TOTAL FUND EQUITY			50,368.77			161,213.27
Revenues						
247-728-401.000	PROPERTY TAXES		172,110.30	178,000.00		183,809.96
247-728-573.000	LOCAL COMMUNITY STABILIZATION		19,395.98	21,000.00		22,561.19
247-728-665.000	INTEREST INCOME		32.03	150.00		3,022.02
TOTAL REVENUES			191,538.31	199,150.00		209,393.17
Expenditures						
247-728-703.005	WAGES - OTHER		2,858.32	4,900.00		2,933.31
247-728-727.000	OFFICE EXPENSE		0.00	1,120.00		25.00
247-728-731.000	PUBLICATION		0.00	300.00		0.00
247-728-801.000	ATTORNEY		0.00	500.00		0.00
247-728-803.000	ENGINEERS FEES		5,058.86	8,000.00		13,201.38
247-728-807.000	AUDIT		4,250.00	4,500.00		4,350.00
247-728-967.700	CITY IMPROVEMENTS		1,899.16	1,900.00		0.00
247-728-970.000	CAPITAL OUTLAY		0.00	8,000.00		0.00
247-728-992.000	BOND PRINCIPAL		50,000.00	50,000.00		50,000.00
247-728-993.000	BOND INTEREST		9,241.25	15,283.00		8,191.25
TOTAL EXPENDITURES			73,307.59	94,503.00		78,700.94
Total - All Funds:			0.00	(104,647.00)		0.00

CASH SUMMARY BY FUND FOR CITY OF POTTERVILLE
FROM 07/01/2023 TO 01/31/2024
FUND: 247
CASH ACCOUNTS

Fund	Description	Beginning Balance 07/01/2023	Total Debits	Total Credits	Ending Balance 01/31/2024
247	TAX INCREMENT FINANCING AUTHOR	161,213.27	479,468.17	348,775.94	291,905.50

GL #	DESCRIPTION	NET ACTIVITY	BALANCE
		DR (CR)	DR (CR)
247-000-001.000	CASH	Beg. Balance	61,213.27
	July	(361.00)	60,852.27
	August	146,157.61	207,009.88
	September	(58,463.10)	148,546.78
	October	20,173.58	168,720.36
	November	(68,108.45)	100,611.91
	December	(328.15)	100,283.76
	January	21,621.74	121,905.50
	End Balance 01/31/2024	21,621.74	121,905.50
247-000-003.000	CASH-CERTIFICATES OF DEPOSIT	Beg. Balance	100,000.00
	July	0.00	100,000.00
	August	0.00	100,000.00
	September	0.00	100,000.00
	October	0.00	100,000.00
	November	70,000.00	170,000.00
	December	0.00	170,000.00
	January	0.00	170,000.00
	End Balance 01/31/2024	0.00	170,000.00

User: JWest

DB: Potterville

PERIOD ENDING 01/31/2024

GL NUMBER	DESCRIPTION	END BALANCE	2023-24	YTD BALANCE	ACTIVITY FOR
		06/30/2023 NORMAL (ABNORM)	ORIGINAL BUDGET	01/31/2024 NORMAL (ABNORM)	MONTH 01/31/20 INCREASE (DECR)
Fund 247 - TAX INCREMENT FINANCING AUTHOR					
Revenues					
Dept 728 - TIFA DEPT					
247-728-401.000	PROPERTY TAXES	175,963.07	178,000.00	183,809.96	35,149.50
247-728-573.000	LOCAL COMMUNITY STABILIZATION	19,395.98	21,000.00	22,561.19	0.00
247-728-665.000	INTEREST INCOME	148.99	150.00	3,022.02	81.95
Total Dept 728 - TIFA DEPT		195,508.04	199,150.00	209,393.17	35,231.45
TOTAL REVENUES		195,508.04	199,150.00	209,393.17	35,231.45
Expenditures					
Dept 728 - TIFA DEPT					
247-728-703.005	WAGES - OTHER	4,899.97	4,900.00	2,933.31	408.33
247-728-727.000	OFFICE EXPENSE	1,123.05	1,120.00	25.00	0.00
247-728-731.000	PUBLICATION	0.00	300.00	0.00	0.00
247-728-801.000	ATTORNEY	0.00	500.00	0.00	0.00
247-728-803.000	ENGINEERS FEES	5,058.86	8,000.00	13,201.38	13,201.38
247-728-807.000	AUDIT	4,250.00	4,500.00	4,350.00	0.00
247-728-967.700	CITY IMPROVEMENTS	1,899.16	1,900.00	0.00	0.00
247-728-970.000	CAPITAL OUTLAY	0.00	8,000.00	0.00	0.00
247-728-992.000	BOND PRINCIPAL	50,000.00	50,000.00	50,000.00	0.00
247-728-993.000	BOND INTEREST	17,432.50	15,283.00	8,191.25	0.00
Total Dept 728 - TIFA DEPT		84,663.54	94,503.00	78,700.94	13,609.71
TOTAL EXPENDITURES		84,663.54	94,503.00	78,700.94	13,609.71
Fund 247 - TAX INCREMENT FINANCING AUTHOR:					
TOTAL REVENUES		195,508.04	199,150.00	209,393.17	35,231.45
TOTAL EXPENDITURES		84,663.54	94,503.00	78,700.94	13,609.71
NET OF REVENUES & EXPENDITURES		110,844.50	104,647.00	130,692.23	21,621.74
BEG. FUND BALANCE		50,368.77	161,213.27	161,213.27	
END FUND BALANCE		161,213.27	265,860.27	291,905.50	

User: JWest
DB: Potterville

Balances as of 01/31/2024

Fund 247 - TAX INCREMENT FINANCING AUTHOR

Account	Description	2023-24 Amended Budget	YEAR-TO-DATE THRU 01/31/24	Available Balance	% Used
Revenues					
Department 728: TIFA DEPT					
401.000	PROPERTY TAXES				
08/03/2023	GJ SUMMER 23 TAX DISTRIBUTION		120349 148,660.46 JE# 7068		
01/31/2024	GJ TAX DISTRIBUTION WINTER		123667 35,149.50 JE# 7194		
401.000	PROPERTY TAXES	178,000.00	183,809.96	(5,809.96)	103.26
573.000	LOCAL COMMUNITY STABILIZATION				
10/24/2023	GJ LCSA PPT REIMBURSEMENT		122205 22,561.19 JE# 7144		
573.000	LOCAL COMMUNITY STABILIZATION	21,000.00	22,561.19	(1,561.19)	107.43
665.000	INTEREST INCOME				
07/31/2023	GJ INTEREST MONTH OF JULY 23- EATON FED		120318 0.07 JE# 7054		
07/31/2023	GJ INTEREST MONTH OF JULY 2023		120319 47.26 JE# 7055		
08/31/2023	GJ INTEREST MONTH OF AUGUST 23		120945 155.45 JE# 7084		
08/31/2023	GJ INT MONTH OF AUG (EATON FED)		120946 0.03 JE# 7085		
09/30/2023	GJ INTEREST MONTH OF SEPT 2023		121897 136.48 JE# 7118		
10/31/2023	GJ INTEREST MONTH OF OCT 23		122206 120.72 JE# 7145		
11/07/2023	GJ CD MATURED - INDEPENDENT BANK		122258 2,287.50 JE# 7157		
11/30/2023	GJ INTEREST MONTH OF NOV 2023		122501 112.38 JE# 7162		
12/31/2023	GJ INTEREST MONTH OF DEC 23		123197 80.18 JE# 7175		
01/31/2024	GJ INTEREST MONTH OF JAN 2024		123668 81.95 JE# 7195		
665.000	INTEREST INCOME	150.00	3,022.02	(2,872.02)	2,014.
Total - Dept 728		199,150.00	209,393.17	(10,243.17)	105.14
Total Revenues		199,150.00	209,393.17	(10,243.17)	105.14
Expenditures					
Department 728: TIFA DEPT					
703.005	WAGES - OTHER				
07/10/2023	AP FINANCIAL SECRETARIAL DUTIES JULY 2023		119976 333.33 Inv#: 'JULY 2023' Vendor '09752'		
07/10/2023	AP SECRETARIAL DUTIES JULY 2023		119978 75.00 Inv#: 'JULY 2023' Vendor '0000011144'		
07/10/2023	AP CHANGED PAYMENT METHOD TO ACH		120314 75.00 Inv#: 'JULY 2023A' Vendor '0000011144'		
08/10/2023	AP Void Invoice JULY 2023 0000011144		120422 (75.00) Inv#: 'JULY 2023' Vendor '0000011144'		
08/14/2023	AP SECRETARIAL DUTIES MONTH OF AUG 2023		120450 75.00 Inv #: 'AUG 2023' Vendor '0000011144'		
08/14/2023	AP FINANCIAL SECRETARY DUTIES MONTH OF AUG		120451 333.33 Inv#: 'AUG 2023' Vendor '09752'		
09/11/2023	AP SECRETARIAL DUTIES MONTH OF SEPT 2023		120994 75.00 Inv#: 'SEPT 2023' Vendor '0000011144'		
09/11/2023	AP FINANCIAL SECRETARIAL DUTIES MONTH OF SE		120995 333.33 Inv#: 'SEPT 2023' Vendor '09752'		
10/09/2023	AP SECRETARIAL DUTIES MONTH OF OCT 23		121961 75.00 Inv#: 'OCT 23' Vendor '0000011144'		
10/09/2023	AP FINANCIAL SECRETARIAL DUTIES MONTH OF OC		121962 333.33 Inv#: 'OCT 23' Vendor '09752'		
11/13/2023	AP SECRETARIAL DUTIES NOVEMBER AND SPECIAL		122292 150.00 Inv#: 'NOV 2023' Vendor '0000011144'		
11/13/2023	AP FINANCIAL SECRETARIAL DUTIES NOV 2023		122293 333.33 Inv#: 'NOV 2023' Vendor '09752'		
12/11/2023	AP SECRETARIAL DUTIES MONTH OF DEC 23		122576 75.00 Inv#: 'DEC 2023' Vendor '0000011144'		
12/11/2023	AP FINANCIAL SECRETARIAL DUTIES DEC 23		122577 333.33 Inv#: 'DEC 2023' Vendor '09752'		
01/08/2024	AP SECRETARIAL DUTIES MONTH OF JAN 2024		123252 75.00 Inv#: 'JAN 2024' Vendor '0000011144'		
01/08/2024	AP FINANCIAL SECRETARIAL DUTIES MONTH OF JA		123253 333.33 Inv#: 'JAN 2024' Vendor '09752'		
703.005	WAGES - OTHER	4,900.00	2,933.31	1,966.69	59.86
727.000	OFFICE EXPENSE				
11/08/2023	AP CERTIFICATE OF DEPOSIT/MEMBERSHIP CREDIT		122256 25.00 Inv#: 'CD' Vendor '0000011360'		

REVENUE AND EXPENDITURE REPORT FOR CITY OF POTTERVILLE
 Balances as of 01/31/2024

Fund 247 - TAX INCREMENT FINANCING AUTHOR

Account	DesCription	2023-24 Amended Budget	YEAR-TO-DATE THRU 01/31/24	Available Balance	% Used
Expenditures					
Department 728:	TIFA DEPT				
727.000	OFFICE EXPENSE	1,120.00	25.00	1,095.00	2.23
731.000	PUBLICATION	300.00	0.00	300.00	0.00
801.000	ATTORNEY	500.00	0.00	500.00	0.00
803.000	ENGINEERS FEES				
01/08/2024	AP GENERAL ENGINEERING THROUGH 11/30/23		123250 2,460.13	Inv #: '84972' Vendor '0000011326'	
01/08/2024	AP GENERAL ENGINEERING THROUGH 12/20/23		123251 10,741.25	Inv #: '85162' Vendor '0000011326'	
803.000	ENGINEERS FEES	8,000.00	13,201.38	(5,201.38)	165.02
807.000	AUDIT				
07/31/2023	AP AUDIT OF 22-23 THROUGH 7/31/23		120452 2,250.00	Inv #: '6053' Vendor '11101'	
10/09/2023	AP AUDITOR BILL- PAID BY CITY- REIMBURSE CI		121960 2,100.00	Inv #: '6075' Vendor '02060'	
807.000	AUDIT	4,500.00	4,350.00	150.00	96.67
967.700	CITY IMPROVEMENTS	1,900.00	0.00	1,900.00	0.00
970.000	CAPITAL OUTLAY	8,000.00	0.00	8,000.00	0.00
992.000	BOND PRINCIPAL				
10/01/2023	AP BOND PRINCIPAL AND INTEREST PAYMENT		120993 50,000.00	Inv #: 'BOND 10/1/23' Vendor '0000011228'	
992.000	BOND PRINCIPAL	50,000.00	50,000.00	0.00	100.00
993.000	BOND INTEREST				
10/01/2023	AP BOND PRINCIPAL AND INTEREST PAYMENT		120993 8,191.25	Inv #: 'BOND 10/1/23' Vendor '0000011228'	
993.000	BOND INTEREST	15,283.00	8,191.25	7,091.75	53.60
Total - Dept 728		94,503.00	78,700.94	15,802.06	83.28
Total Expenditures		94,503.00	78,700.94	15,802.06	83.28
NET OF REVENUES AND EXPENDITURES		104,647.00	130,692.23	(26,045.23)	

**CONTRACT DOCUMENTS
AND
SPECIFICATIONS
FOR THE**

CITY OF POTTERVILLE

**LANSING ROAD SIDEWALK – PHASE III
PROJECT**

DECEMBER 2023



THIS PAGE INTENTIONALLY LEFT BLANK

CITY OF POTTERVILLE
LANSING ROAD SIDEWALK – PHASE III PROJECT

INDEX

PART 1 ADVERTISEMENT FOR BIDS..... A-1

PART 2 INSTRUCTIONS TO BIDDERS I-1 to I-4

PART 3 GENERAL CONDITIONSGC-1 to GC-17

PART 4 SCHEDULE OF DRAWINGS.....SD-1

PART 5 GENERAL SPECIFICATIONS GS-1 to GS-5

PART 6 PROJECT SPECIFICATIONSPS-1 to PS-17

PART 7 CONTRACT..... C-1 to C-3

PART 8 PROPOSAL.....P-1 to P-4

PART 9 PERFORMANCE BOND AND LABOR AND MATERIALS BOND H-1 to H-3



PART 1

ADVERTISEMENT FOR BID

The City of Potterville will receive sealed bids for the construction of the Lansing Road Sidewalk – Phase III Project until 2:00 p.m., local time on the 6th day of *February, 2024*, at the office of Potterville City Hall, 319 N. Nelson Street, Potterville, Michigan 48876, at which time all bids will be publicly opened and read aloud.

The work for which bids are being requested consists of the following:

Contract

The work includes installation of concrete sidewalk along South Nelson Street and Lansing Road from Cormack Street to South Church Street within the City of Potterville, Eaton County in accordance with these contract documents and the 2020 MDOT Standard Specifications for Construction. The work shall be completed by August 31, 2024.

The Contract Documents including plans and specifications may be obtained at no charge by downloading from the Wightman website bidding page at <https://bids.gowightman.com/>. Neither the OWNER nor the ENGINEER will be responsible for partial sets of documents obtained from any other source. The Advertisement for Bids, Plan Holder's List, all Addenda, and the Bid Tabulation will also be posted on the Wightman website bidding page at www.gowightman.com/bids.

The OWNER reserves the right to reject any or all bids and to waive any irregularities in bidding. The use of local contractors and labor is encouraged.

A certified check or bank draft drawn on a solvent bank in the State of Michigan payable without condition to the OWNER or a satisfactory bid bond executed by the bidder and a surety company, in an amount equal to 5 percent of the bid shall be submitted with each bid.

No bids may be withdrawn after the scheduled closing time for receipt of bids for at least ninety (90) days.

The successful bidder will be required to furnish a satisfactory Performance Bond and a Labor and Material Bond in the amount of 100 percent of the Contract price. Bond forms are included in the Contract Documents.

PART 2

INSTRUCTIONS TO BIDDERS

INDEX

1. PREPARATION OF PROPOSAL.....	I-1
2. BID SECURITY	I-1
3. LIQUIDATED DAMAGES.....	I-1
4. EXAMINATION OF SITE AND SPECIFICATIONS.....	I-1
5. INTERPRETATION OF PROPOSED CONTRACT DOCUMENTS.....	I-2
6. QUALIFICATIONS OF BIDDER.....	I-2
7. APPROXIMATE QUANTITIES.....	I-2
8. STANDARD MANUFACTURER	I-2
9. SOIL BORINGS.....	I-2
10. SIGNING OF BIDS	I-2
11. AWARD OF CONTRACT	I-3
12. EXECUTION OF AGREEMENT.....	I-3
13. EFFECTIVE DATE OF CONTRACT AWARD	I-3
14. DISQUALIFICATION OF BIDDERS.....	I-4
15. PENALTY FOR COLLUSION.....	I-4
16. PERFORMANCE BOND AND LABOR AND MATERIALS BOND	I-4

PART 2

INSTRUCTIONS TO BIDDERS

1. Preparation of Proposal

Each proposal shall be firmly sealed in an envelope which is clearly labeled “*Lansing Road Sidewalk – Phase III Project*” and delivered to the office designated in the Advertisement for Bids. All bids are to be made only on forms of proposal furnished by the OWNER and included in this volume. Only proposals which are made out upon the regular proposal forms will be considered. A separate set of proposal forms has been provided for submission of the bid. The OWNER may consider as informal any proposal on which there is an alteration of or departure from the prescribed form. Any unauthorized riders or qualifications to the bid as submitted may be rejected as irregular.

The proposal must be legibly written in ink with all prices given in figures as required by the proposal form. In case of unit price proposals, the bidder shall fill in the unit price bid for each item and in addition thereto, make an extension based on the estimated quantities. In case of incorrect totaling of amounts or where the unit bid price and the extension do not agree, the unit bid price shall in all cases govern in arriving at the correct extension and/or total for the purpose of comparing bids.

2. Bid Security

No proposal will be received unless accompanied by a certified check or bank draft or a satisfactory bid bond executed by the bidder and a Surety Company in an amount not less than five (5%) percent of the total bid payable to the OWNER as a guarantee that if the bid is accepted, the bidder will execute and file the proposed Contract and bond within ten (10) days from the date of the award of the Contract. On failure of the successful bidder to execute the Contract and file the required bonds and insurance within the required time, he shall forfeit his bid security as agreed as liquidated damages. By filing a proposal, all bidders agree to accept this provision. *Note: The Surety Company must be licensed to do business in the State of Michigan and listed on the U.S. Treasury Circular 570.*

3. Liquidated Damages

Failure to completely finish the whole of the specified work within the number of calendar days specified for completing all work of the Contract including extensions granted subject to the provisions of Article 20 of the General Conditions, shall entitle the OWNER to deduct from the moneys due the CONTRACTOR as "Liquidated Damages" and not as a penalty, the sum of \$500 per day for each and every calendar day of delay in completion of the work.

4. Examination of Site and Specifications

At the time of opening bids, each bidder will be presumed to have made a personal investigation of the site of the work and of existing structures and to have read and be thoroughly familiar with the plans, specifications and Contract Documents (including all addenda). He shall determine to his own satisfaction the conditions to be encountered, the nature of the ground, difficulties involved in completing the Contract and all factors affecting the work proposed under this Contract.

The bidder to whom this Contract is awarded will not be entitled to any additional compensation by reason of his failure to fully acquaint himself with the conditions at the site or by his failure to fully examine the plans, specifications and Contract Documents.

City of Potterville
LANSING ROAD SIDEWALK – PHASE III PROJECT

5. Interpretation of Proposed Contract Documents

If any person contemplating submitting a bid for this Contract is in doubt as to the true meaning of any part of the plans, specifications, or other proposed Contract Documents, he may submit to the OWNER a written request for an interpretation thereof. The person submitting the request will be responsible for its prompt delivery. Any interpretation of the proposed documents will be made only by addenda duly issued or delivered to each person receiving a set of such documents. The OWNER will not be responsible for any other explanations or interpretations of the proposed documents.

6. Qualifications of Bidder

The OWNER shall have the right to take such steps as is deemed necessary to determine the ability of the bidder to perform the work and the bidder shall furnish the OWNER all such information and data for this purpose as the OWNER may request. The right is reserved to reject any bid where an investigation of the evidence or information submitted by such bidder does not satisfy the OWNER that the bidder is qualified to carry out properly the terms of the Contract Documents.

7. Approximate Quantities

In cases where any part or all of the bidding is to be received on a unit price basis, the quantities stated are not intended to govern. The quantities stated on which unit prices are so invited are approximate only and each bidder will be required to make his own estimates of amounts and to calculate his unit price accordingly. Bids will be compared on the basis of the stated number of units in the proposal form. Such estimated quantities while made from the best information available are approximate only. Payment on the Contract will be based on actual number of units installed on the completed work.

8. Standard Manufacturer

Wherever the terms “standard”, “recognized” or “reputable” manufacturer are used, they shall be construed as meaning, manufacturers who have been engaged in the business of fabricating materials, equipment or supplies of the nature called for by the specifications for a reasonable period of time prior to the date set for opening of bids and who can demonstrate to the satisfaction of the OWNER that said manufacturer has successfully installed in a least three instances and that the performance of such materials, equipment or supplies has been satisfactory. Manufacturers who have been engaged in the business of manufacturing said materials, equipment or supplies for a period of over twelve months prior to the date fixed for opening bids shall, prima facie, be deemed to have been engaged in such business for a reasonable length of time.

9. Soil Borings

Bidders shall make whatever borings necessary to fully acquaint themselves with conditions as they exist so that they may fully understand the conditions which may affect the cost of the work. Failure to make such borings or any borings made which do not provide a complete understanding of the conditions encountered, shall not relieve the CONTRACTOR of the responsibility for carrying out all the work to completion as shown on the plans, or as specified, at the price specified to be paid for the work. Where the results of any test borings are shown on the plan, the information is not guaranteed, and the CONTRACTOR must satisfy himself as to the character of materials that may be encountered.

10. Signing of Bids

Bids which are not signed by the individual making them, shall have attached thereto a power of attorney evidencing authority to sign the bid in the name of the person for whom it is signed.

City of Potterville
LANSING ROAD SIDEWALK – PHASE III PROJECT

Bids which are signed by a partnership shall be signed by all the partners or by an attorney-in-fact. If signed by an attorney-in-fact, there shall be attached to the bid a power of attorney evidencing authority to sign the bid executed by the partners.

Bids which are signed for a corporation shall have the correct corporate name thereof and the signature of the president or other authorized officers of the corporation manually written below the corporate name following the word "by". If such a bid is manually signed by an officer other than the president of the corporation, a certified copy of a resolution of the board of directors evidencing the authority of such official to sign the bid shall be attached to it. Such a bid shall also bear the attested signature of the secretary of the corporation and the impression of the corporate seal.

11. Award of Contract

An Award of Contract will be made in accordance with the applicable stipulations in the proposal to the lowest responsible bidder whose proposal complies with all the requirements prescribed, provided his bid is reasonable and it is to the interest of the OWNER to accept it. The bidder to whom the award is made will be notified at the earliest possible date. The OWNER reserves the right to reject any and all bids and to waive any informality in bids received whenever such rejection or waiver is in the interest of the OWNER.

When so stipulated in the proposal form, the OWNER may elect to make a tentative award of Contract pending the sale of bonds or the completion of other financing arrangements. In such event and upon successful completion of the necessary arrangements to finance the cost of the project, the OWNER and the successful bidder to whom the tentative award has been made, shall enter into a written Contract at the price stated in the proposal and as specified provided that the elapsed time from the date of the tentative award shall not exceed the period set forth in the proposal form. The time for execution of the written Contract may be extended beyond the period set forth in the proposal if such extension is mutually agreeable to the OWNER and the successful bidder.

12. Execution of Agreement

The bidder to whom an award is made will be required to enter into a written Agreement in the form hereto annexed within ten (10) days (Sundays and legal holidays excepted) after being notified of the acceptance of his bid and receipt by him of the copies of the documents to be executed. In case of failure to comply with this requirement, he may be considered to have abandoned all his rights and interests in the award and his certified check or amount of bidder's bond may be declared to be forfeited to the OWNER and the Contract may be awarded to another. Each Contract must be executed in three (3) original counter parts and no more and there shall be executed original counter parts of the CONTRACTOR'S performance bond in equal number to the executed original counterparts of the Contract. Two (2) copies of such executed documents will be retained by the OWNER, the third will be delivered to the CONTRACTOR.

13. Effective Date of Contract Award

Subject to the applicable provisions of law, this Contract shall be full force and effect as a Contract from and after the date when formal notice of such award signed by the authorized representative of the OWNER has been delivered to the intended awardee or mailed to him at the main business shown in his proposal by some officer or agent of the OWNER duly authorized to give such notice.

City of Potterville
LANSING ROAD SIDEWALK – PHASE III PROJECT

14. Disqualification of Bidders

More than one proposal for the work described in this document, to be included under a Contract, from an individual, firm or partnership, a corporation or an association under the same or different names, will not be considered. Reasonable grounds for believing that any bidder is interested in more than one proposal for the work contemplated will cause the rejection of all proposals in which such bidder is interested. If there are reasonable grounds for believing that any member, representative or agent of any bidder entered into any combination, collusion or agreement to induce anyone to refrain from bidding in any way or manner whatever, the proposal of the participants in such activities will not be considered.

15. Penalty for Collusion

If at any time it shall be found that any member, representative or agent of the person, firm or corporation to whom the Contract has been awarded has in presenting any bid or bids entered into any combination, collusion or Agreement with any person relative to the price to be bid by anyone, or attempted to prevent any person from bidding or attempted to induce anyone to refrain from bidding or if the bid was made with reference to any other bid or with any Agreement, understanding, or combination with anyone in reference to the letting of such Contract in any way or manner whatever, then the Contract so awarded shall be null and void and the CONTRACTOR and his sureties shall be liable to the OWNER for loss or damage which the OWNER may suffer thereby and the OWNER may advertise anew for bids for said work.

16. Performance Bond and Labor and Materials Bond

The successful bidder shall furnish a Performance Bond and a Labor and Materials Bond in a penal sum of at least 100 percent (100%) of the total amount payable by the terms of the Contract. Such bonds shall be in the form of bond, a copy of which is included in the Contract Documents. Such Performance Bond and Labor and Materials Bond shall be furnished and executed and delivered by the successful bidder to the OWNER within ten (10) days after the receipt by the successful bidder of the Contract forms and notification that the OWNER is in a position to enter into a signed Contract. Bonds shall be furnished through a Surety Company licensed in the State of Michigan and listed on the U.S. Treasury Circular 570.

PART 3

GENERAL CONDITIONS

INDEX

1.	DEFINITIONS	GC-1
2.	INTENT OF THE CONTRACT DOCUMENTS.....	GC-1
3.	PLANS AND SPECIFICATIONS	GC-2
4.	SITE CONDITIONS	GC-3
5.	MATERIALS AND WORKMANSHIP	GC-6
6.	ROYALTIES AND PATENTS	GC-6
7.	PERMITS AND COMPLIANCE WITH LAWS	GC-6
8.	INSPECTION.....	GC-7
9.	COOPERATION	GC-7
10.	RESPONSIBILITY OF CONTRACTOR	GC-7
11.	SUBCONTRACTS.....	GC-8
12.	CHATTEL MORTGAGES.....	GC-8
13.	DAMAGES.....	GC-8
14.	WORKMEN'S COMPENSATION.....	GC-9
15.	PUBLIC LIABILITY AND PROPERTY DAMAGE INSURANCE	GC-9
16.	ESTIMATED QUANTITIES	GC-10
17.	CHANGES IN WORK.....	GC-10
18.	PROGRESS SCHEDULE	GC-11
19.	NOTICE TO SUSPEND WORK	GC-11
20.	UNAVOIDABLE DELAYS AND EXTENSION OF TIME	GC-12
21.	TERMINATION FOR BREACH	GC-12
22.	COST OF WORK	GC-13
23.	GUARANTEE	GC-13
24.	ENGINEER TO DECIDE	GC-13

PART 3

GENERAL CONDITIONS

INDEX (Continued)

25. DUTIES AND POWERS.....	GC-13
26. NO WAIVER OF RIGHTS	GC-13
27. NIGHT, WEEKEND, OR HOLIDAY WORK	GC-14
28. BONDS	GC-14
29. PRICES	GC-14
30. MONTHLY ESTIMATES AND PAYMENTS.....	GC-15
31. FINAL ESTIMATE AND PAYMENT	GC-15
32. FINAL PAYMENT TO RELEASE OWNER	GC-15
33. SOIL EROSION PERMIT	GC-16
34. RIGHT-OF-WAY PERMIT	GC-16
35. JOB SITE SAFETY.....	GC-16
36. RETENTION.....	GC-16

PART 3

GENERAL CONDITIONS

1. Definitions

Wherever used in any of the Contract Documents, the following meaning shall be given to the term herein defined:

- A. Contractor – The person, firm or corporation to whom the within Contract is awarded by the OWNER and who is subject to the term thereof.
- B. Subcontractor – A person, firm or corporation other than the CONTRACTOR supplying labor and materials or labor for work at the site of the project.
- C. Project – The entire improvement proposed by the OWNER to be constructed in part or in whole pursuant to the within Contract.
- D. Work – The work to be done including all labor, materials, tools and all appliances and appurtenances necessary to perform and complete everything specified or implied in the plans or in this Contract in full compliance with all the terms and conditions thereof.
- E. Owner – The municipality, person, firm or corporation as specified in the Advertisement for Bids for whom the work is to be done.
- F. Engineer – The ENGINEER, engineering firm or corporation as specified in the Advertisement for Bids who is designated by the OWNER for the work or their duly authorized agents, such agents acting severally within the scope of the particular duties entrusted to them.
- G. Contract Documents or Contract – All of the component parts of the Contract including the Advertisement for Bids, Instruction to Bidders, General Conditions, General Specifications, Project Specifications, Proposal, Contract Bonds, all of which are attached hereto; and including any Addenda, which may be issued and made a part of the Contract; and the plans and drawings therein referred to and other drawings, specifications and engineering data which may be furnished by the CONTRACTOR and approved by the OWNER and such additional specifications and drawings which may be furnished by the ENGINEER from time to time as are necessary to make clear and to define in greater detail the intent of the specifications and plans.

2. Intent of the Contract Documents

The Contract Documents are complementary and what is called for by any one shall be as binding as if called for by all. The intention of the Contract Documents is to include in the Contract Price the cost of all labor and materials, water, fuel, tools, plant, equipment, light, transportation and all other expenses as may be necessary for the proper execution of the work.

In interpreting the Contract Documents, words describing work or materials which have a well-known technical or trade meaning, unless otherwise specifically defined in the Contract Documents, shall be construed in accordance with such well-known meaning recognized by architects, engineers and the trade.

City of Potterville
LANSING ROAD SIDEWALK – PHASE III PROJECT

3. Plans and Specifications

The location of the work together with the details for the construction of the various structures is shown upon the set of plans specified in PART 4, SCHEDULE OF DRAWINGS.

These plans together with the Specifications form a part of the Contract. Where dimensions are shown on the drawings, they shall take precedence over scaled distances and dimensions.

In the event of any discrepancy between the plans and the Specifications, the decision of the ENGINEER shall be decisive thereon. The figured dimensions on the plans are to be taken as correct, but the CONTRACTOR is required to carefully check all dimensions of structures before beginning work thereon. Should any errors be discovered, the ENGINEER'S attention shall be called to the same and the proper corrections made. All notes on the plans shall be carefully observed by the CONTRACTOR and are to be made a part of the Contract.

Before ordering any materials or equipment, but in ample time to permit the satisfactory progress of the work, the CONTRACTOR shall submit to the ENGINEER for approval, additional drawings or prints in triplicate of the equipment included under his Contract together with the information in such detail as may be necessary to permit the ENGINEER, to inform himself of the design of the equipment and the character of the various materials. Since some of the materials or equipment are dependent one upon the other for determination of measurements or fit of parts, the drawings of such items shall be submitted at approximately the same time to permit proper checking by the ENGINEER.

The CONTRACTOR shall at his own expense, make such changes in the above drawings as may be found necessary upon inspection by the ENGINEER to make them conform to the specifications or to the layout. Prior to the approval of any such drawings, any work which the CONTRACTOR may do on the equipment covered by the drawings, shall be at his own risk as the OWNER will not be responsible for any expense incurred by the CONTRACTOR in changing equipment to make it conform to the drawings as finally approved.

Of the minor equipment for which drawings may not be required, the CONTRACTOR shall furnish to the ENGINEER tabulated lists from time to time showing the name of the manufacturer and the catalog number of the type of equipment proposed together with such prints, dimensions, specifications, samples or other data as may be required to permit intelligent judgment of the acceptability of the equipment and materials proposed.

Upon approval of the above drawings, lists, prints, samples and other data, the same shall become a part of this Contract and the equipment furnished shall be in conformance with the same provided that the approval of the above drawings, lists, prints, specifications, samples or other data shall in no way release the CONTRACTOR from the responsibility for which said equipment is installed nor from his liability to replace the same should it prove defective or fail to meet the specified requirements.

The CONTRACTOR shall check all dimensions and quantities of the drawings furnished by the OWNER or by himself and shall notify the ENGINEER of all errors or omissions which he may discover by examining and checking the drawings. He will not be allowed to take advantage of any error or omission in the drawings as full instructions will be furnished by the ENGINEER, should such error omission be discovered, and the CONTRACTOR shall carry out such instructions as if originally specified.

City of Potterville
LANSING ROAD SIDEWALK – PHASE III PROJECT

4. Site Conditions

Subsurface and Physical Conditions:

A. *Reports and Drawings:* The Contract Documents may identify:

1. Soil borings, existing plans, drawings, surveys or other reports of explorations of subsurface conditions at or contiguous to the Site that ENGINEER has used in preparing the Contract Documents; and
2. Those drawings of physical conditions in or relating to existing surface or subsurface structures at or contiguous to the Site, (except Underground Facilities) that ENGINEER has used in preparing the Contract Documents.

B. Contractor may not rely upon the Reports and Drawings referenced in 4A or make any claim against OWNER, ENGINEER, or any of ENGINEER'S Consultants or Subcontractors related to the Reports and Drawings. This limitation includes, but is not limited to:

1. The completeness of such Reports and Drawings for CONTRACTOR'S purposes, including, but not limited to, any aspects of the means, methods, techniques, sequences, and procedures of construction to be employed by CONTRACTOR, and safety precautions and programs incident thereto; or
2. Other data, interpretations, opinions, and information contained in or shown or indicated in the Reports and Drawings; or
3. Any CONTRACTOR interpretation of or conclusion drawn from any of the Reports and Drawings or any other data, interpretations, opinions or information referenced in the Reports and Drawings; or
4. Soil Borings that have been made by ENGINEER, OWNER or one of their Consultants or Subcontractors, if any, are shown in the Reports and Drawings or the Plans. This information is offered to the CONTRACTOR only as information relied upon by ENGINEER in the preparation of the Contract Documents, and the CONTRACTOR is solely responsible for confirming actual conditions and ENGINEER, OWNER or their Consultants or Subcontractors have no responsibility for any conclusion, interpretation or analysis contained therein or made by the CONTRACTOR based upon his review of the Soil Borings. Neither OWNER nor ENGINEER has any responsibility for and does not warrant that the soils or water table encountered during construction will be as shown in the borings.

C. CONTRACTOR warrants that before submitting his bid he has personally determined the soil and subsoil conditions, including the water table elevation and the conditions to be encountered by CONTRACTOR in the performance of the work and that said conditions and factors have been evaluated by CONTRACTOR and incorporated into his Contract with OWNER. CONTRACTOR further warrants that he is fully aware of the soil conditions, subsoil conditions, water table and all applicable State and Federal Regulation related to the excavation, removal, transportation, placement and relocation of the materials involved in the work to be performed by the CONTRACTOR and that CONTRACTOR will complete the work under whatever conditions he may encounter or create without extra cost, expense to or claim against the OWNER or ENGINEER, their consultants or subcontractors.

City of Potterville
LANSING ROAD SIDEWALK – PHASE III PROJECT

- D. CONTRACTOR has identified all locations where the CONTRACTOR'S operations are near public roadways, the properties of railroads or contiguous physical structures. Work shall not take place until CONTRACTOR has made all arrangements necessary to identify the location and/or elevation of the roadways, the properties of railroads or contiguous physical structures and foundation or appurtenances and has taken all necessary steps to protect the roadways, the properties of railroads or contiguous physical structures from damage. CONTRACTOR is solely responsible for any and all damage to roadways, the properties of railroads or contiguous physical structures and any personal injury, death or property damage or consequential damages arising from CONTRACTOR'S operations.

Differing Subsurface or Physical Conditions:

- E. Notice: If CONTRACTOR believes that any physical condition at or contiguous to the Site that is uncovered or revealed is of such a nature as to require a change in the Contract Documents or is of an unusual nature and differs materially from conditions ordinarily encountered and generally recognized as inherent in work of the character provided for in the Contract Documents then CONTRACTOR shall, within 48 hours after becoming aware thereof and before further disturbing the subsurface or physical conditions or performing any Work in connection therewith (except in an emergency) notify OWNER and ENGINEER in writing about such condition. CONTRACTOR shall not further disturb such condition nor perform any Work in connection therewith (except as aforesaid) until receipt of written order to do so. If notice as provided in this section is not given, no change in Contract Price shall be considered or allowed.
- F *ENGINEER'S Review:* After receipt of written notice as required by paragraph 4E, ENGINEER will promptly review the pertinent condition, determine the necessity of OWNER'S obtaining additional exploration or tests with respect thereto, and advise OWNER in writing (with a copy to CONTRACTOR) of ENGINEER'S findings and conclusions.

G *Possible Price and Time Adjustments:*

1. The Contract Price or the Contract Time, or both, will be equitably adjusted to the extent that the existence of such differing subsurface or physical condition causes an increase or decrease in CONTRACTOR'S cost, or time required for, performance of the Work; subject, however, to the following:
 - a) such conditions must meet the requirement set forth in paragraph 4E; and
 - b) with respect to Work that is paid for on a Unit Price Basis, any adjustment in Contract Price will be subject to the provisions related to Unit Price and quantities.
2. CONTRACTOR shall not be entitled to any adjustment in the Contract Price or Contract Time if:
 - a) CONTRACTOR knew of the existence of such conditions at the time CONTRACTOR made a final commitment to OWNER in respect to Contract Price and Contract Time by the submission of a Bid or becoming bound under a negotiated Contract; or
 - b) The existence of such condition could reasonably have been discovered or revealed as a result of any examination, investigation, exploration, test, or study of the Site and contiguous areas provided by the Bidding Requirements or Contract Documents prior to CONTRACTOR'S making such final commitment; or

City of Potterville
LANSING ROAD SIDEWALK – PHASE III PROJECT

- c) CONTRACTOR failed to give the written notice within the time and as required by paragraph 4E.

Underground Facilities:

- H) *Shown or Indicated:* The information and data shown or indicated in the Contract Documents with respect to existing Underground Facilities at or contiguous to the Site is based on information and data furnished to OWNER or ENGINEER by the owners of such Underground Facilities, including OWNER, or by others.
 - 1. The Underground Facilities shown on the plans are located according to the available information known to the ENGINEER at the time of the preparation of the *Reports and Drawings* and Plans. The ENGINEER and OWNER do not guarantee the accuracy of such information.
 - 2. The CONTRACTOR is solely responsible for identifying the actual location of Underground Facilities and shall verify the location and/or elevations of the Underground Facilities prior to undertaking construction.
 - 3. At all locations where the CONTRACTOR'S operations are near, will cross or contact Underground Facilities, work shall not take place until CONTRACTOR has made all arrangements necessary to identify the location and/or elevation of the Underground Facility, including calling Miss Dig, has notified the owner of the Underground Facility, and has taken all necessary steps to protect the Underground Facility from Damage.
 - 4. The cost of all the following will be included in the Contract Price, and CONTRACTOR shall have full responsibility for:
 - a) reviewing and checking all information and data;
 - b) locating all Underground facilities shown or indicated in the Contract Documents;
 - c) coordination of the Work with the owners of such Underground Facilities, including OWNER, during construction;
 - d) the protection, shoring, bracing, supporting and maintenance of all Underground Facilities affected by his operations. CONTRACTOR is solely responsible for any and all damage to Underground Facilities and any personal injury, death or property damage or consequential damages arising from CONTRACTOR'S operations; and
 - e) the safety and protection of all such Underground Facilities and repairing any damage thereto resulting from the Work.
 - 5. In the event of the interruption of, or damage to, an Underground Facility as a result of CONTRACTOR'S operations, the CONTRACTOR shall immediately notify the Underground Facility owner and shall take all steps necessary to cooperate with and assist the Underground Facility owner in the restoration and repair of the Underground Facility. Said repair work shall be continuous and shall not result in any delay of the Project or increased cost or expense to OWNER or claim against OWNER or ENGINEER.

City of Potterville
LANSING ROAD SIDEWALK – PHASE III PROJECT

I) *Not Shown or Indicated:*

1. If an Underground Facility is uncovered or revealed at or contiguous to the Site which was not shown or indicated in the Contract Documents, CONTRACTOR shall, promptly after becoming aware thereof and before further disturbing conditions affected thereby or performing any Work in connection therewith (except in an emergency), identify the owner of such Underground Facility and give written notice to that owner and to OWNER and ENGINEER. ENGINEER will promptly review the Underground Facility and determine the extent, if any, to which a change is required in the Contract Documents to reflect and document the consequences of the existence or location of the Underground Facility. At all times, CONTRACTOR shall be solely responsible for the safety and protection of such Underground Facility.
2. If ENGINEER concludes that a change in the Contract Documents is required, a Change Order will be issued to reflect and document such consequences. An equitable adjustment shall be made in the Contract Price or Contract Time, or both, to the extent that they are attributable to the existence or location of any Underground Facility that was not shown or indicated in the Contract Documents and that CONTRACTOR did not know of and could not reasonably have been expected to be aware of or to have anticipated.

5. Materials and Workmanship

Unless otherwise stipulated in the specifications, all workmanship, equipment, materials and articles incorporated in the work covered by this Contract are to be new and of the best grade of their respective kinds for the purpose. The CONTRACTOR shall, if required, furnish such evidence as to kind and quality of materials. The CONTRACTOR shall furnish to the OWNER, for his approval, the name of the manufacturer of machinery, mechanical and other equipment which he contemplates installing together with their performance capacities and other pertinent information.

If not provided, material or work called for in this Contract shall be furnished and performed in accordance with the well-known established practice and standards recognized by architects, engineers and the trade.

When required by the specifications, or when called for by the OWNER, the CONTRACTOR shall furnish the OWNER for approval, full information concerning the materials or articles which he contemplates incorporating in the work. Samples of materials shall be submitted for approval when so directed. Machinery, equipment, materials and articles installed or used without such approval shall be at the risk of subsequent rejection.

6. Royalties and Patents

The CONTRACTOR shall indemnify, defend and hold harmless OWNER and ENGINEER, their consultants, agents and employees, from and against claims, damages, losses, attorney's fees, and expenses arising out of, or resulting from, any breach, violation or infringement of patent rights, copyrights or other intellectual property rights in connection with the work, and from any release of hazardous substances on or near the work sites, except to the extent caused by OWNER.

7. Permits and Compliance with Laws

The CONTRACTOR shall pay for all permits and licenses necessary for the prosecution of the work unless otherwise specifically provided.

City of Potterville
LANSING ROAD SIDEWALK – PHASE III PROJECT

The CONTRACTOR shall give all notices, pay all fees, and comply with all the federal, state and local laws, ordinances, rules and regulations bearing on the conduct of the work.

8. Inspection

The OWNER and its representative shall at all times have access to the work, wherever it is in preparation or progress, and the CONTRACTOR shall provide proper facilities for such access for inspection.

The ENGINEER shall have the right to reject materials and workmanship which are defective or require their correction. Rejected workmanship shall be satisfactorily corrected and rejected materials shall be removed from the premises without charge to the OWNER. If the CONTRACTOR does not correct such condemned work and remove rejected materials within a reasonable time, fixed by written notice, the OWNER may have the work repaired or remove the rejected material and charge the expense to the CONTRACTOR by deducting the cost from any monies due on the Contract or by billing the CONTRACTOR directly.

If any defects or omissions in said work are hidden or concealed so that a reasonably careful inspection at the time of acceptance of said work would not have disclosed them and such defects or omissions appear or are disclosed within one year following the date of the approval by the OWNER of the final estimate, then said CONTRACTOR agrees on notice given to him in writing by the ENGINEER, that such defects or omissions exist, to correct immediately and make good the same; and in the event that he fails, refuses or neglects to do so, then said OWNER may correct and make good the same and said CONTRACTOR hereby agrees to pay on demand the cost and expense of doing such work.

9. Cooperation

The CONTRACTOR shall cooperate with all other CONTRACTORS who may be performing work on behalf of the OWNER and workmen who may be employed by the OWNER on any work in the vicinity of the work to be done under this Contract and he shall so conduct his operations as to interfere to the least possible extent with the work of such CONTRACTORS or workmen. He shall promptly make good at his own expense any injury or damage that may be sustained by other CONTRACTORS or employees of the OWNER at his hands. Any difference or conflict which may arise between the CONTRACTOR and other CONTRACTORS or between the CONTRACTOR and the workmen of the OWNER in regard to their work shall be adjusted and determined by the ENGINEER. If the work of the CONTRACTOR is delayed because of any acts or omissions of any other CONTRACTOR or the OWNER, the CONTRACTOR shall have no claim against the OWNER on that account other than for an extension of time.

When two or more Contracts are being executed at one time in such manner that work on one Contract may interfere with that on another, the ENGINEER shall decide which CONTRACTOR shall cease work and which shall continue or whether the work on both Contracts shall progress at the same time and in what manner.

10. Responsibility of Contractor

The CONTRACTOR shall build, construct, finish and fully complete the whole of the work in the manner described and shown in the Contract drawings and specifications and in accordance with such further details and instructions as the ENGINEER may from time to time furnish or issue for the purpose of insuring the thorough completion of the work in the most efficient manner.

The CONTRACTOR shall be responsible for the entire work until completed and accepted by the OWNER.

City of Potterville
LANSING ROAD SIDEWALK – PHASE III PROJECT

The OWNER is not to be held responsible for the estimates of the quantities of materials to be furnished or work to be done. The CONTRACTOR must judge for himself as to such estimates as well as to conditions to be met which will affect both the cost and time required for the execution of the work and he assumes all responsibility therefore.

The CONTRACTOR shall be required to give his personal attention to the fulfillment of this Contract and the execution of the work. He shall keep the same under his control and shall not sublet any part of it except as hereinafter specified. The OWNER will not recognize any parties engaged on the work embraced by this Contract other than the CONTRACTOR and his employees.

The CONTRACTOR shall not assign by power of attorney or otherwise, any portion of the money that may become due through the performance of this Contract or any part thereof without the written permission of the OWNER.

11. Subcontracts

The CONTRACTOR shall notify the OWNER in writing of the names of the subcontractors proposed for the principal parts of the work and shall not employ any subcontractors that the OWNER objects to as incompetent or unfit.

The CONTRACTOR agrees to be fully responsible to the OWNER for the acts or omissions of his subcontractors and of anyone employed directly or indirectly by him or them and this Contract obligation shall be in addition to the liability imposed by law upon the CONTRACTOR.

Nothing contained in the Contract Documents shall create any contractual relationship between any subcontractor and the OWNER.

The CONTRACTOR agrees to bind every subcontractor (and every subcontractor of a subcontractor) and every subcontractor agrees to be bound by the terms of this Contract, Plans and Specifications as far as applicable to his work unless specifically noted to the contrary in a subcontract approved in writing as adequate by the OWNER.

12. Chattel Mortgages

No materials or supplies for the work shall be purchased by the CONTRACTOR or by any subcontractor subject to any chattel mortgage or under a conditional sale or any other agreement by which an interest is retained by the seller. The CONTRACTOR warrants that he will have good title to all materials supplied and used by him in the work.

13. Damages

To the fullest extent permitted by law, the CONTRACTOR shall indemnify and hold harmless the OWNER, City of Potterville, and Wightman, and their respective agents and employees, from and against all claims, damages, losses and expenses, including but not limited to, attorney fees arising out of or resulting from the performance of the work, or failure to perform the work as provided herein; provided that any such claim, damage, loss, injury or expense is attributable to bodily injury, sickness, disease, death or injury to or destruction of tangible property (including the loss of use resulting therefrom) other than the work itself (except to the extent the work is not otherwise covered by insurance), and is caused in whole or in part of any negligent act or omission of the CONTRACTOR, and subcontractor, or anyone directly employed by any of them or anyone for whose acts any of them may be liable, regardless of whether or not it is caused in part by a party indemnified hereunder.

City of Potterville
LANSING ROAD SIDEWALK – PHASE III PROJECT

14. Workmen's Compensation

The CONTRACTOR shall procure and shall maintain during the life of this Contract Workmen's Compensation Insurance for all his employees to be engaged in work on the project under this Contract and in case any such work is sublet the CONTRACTOR shall require the subcontractor similarly to provide workmen's compensation insurance. In case any class of employees engaged in hazardous work under this Contract, is not protected under the Workmen's compensation statute, the CONTRACTOR shall provide and shall cause each subcontractor to provide adequate insurance coverage for the protection of such of his employees not otherwise protected.

15. Public Liability and Property Damage Insurance

The CONTRACTOR shall take out and maintain during the life of this Contract such Public Liability and Property Damage Insurance as shall protect him from claims for personal injury including accidental death as well as from claims for property damages which may arise from operations under this Contract, whether such operations be by himself or by anyone directly or indirectly employed by him. The CONTRACTOR shall require all subcontractors similarly to provide Public Liability and Property Damage Insurance including the same conditions. All policies shall be on the occurrence basis and not on the claims made basis. The minimum amounts of such insurance shall be as follows:

Contractor's Liability Insurance

Bodily Injury - Each Occurrence	\$1,000,000.00
Aggregate Limit	\$1,000,000.00
Property Damage - Each Occurrence	\$1,000,000.00
Aggregate Limit	\$1,000,000.00

Automobile Insurance

Bodily Injury - Each Person	\$500,000.00
Each Accident	\$1,000,000.00
Property Damage - Each Accident	\$500,000.00

Umbrella Policy \$2,000,000.00

The CONTRACTOR shall, at the time of execution of his Contract, file with the OWNER a Certificate of Insurance and copies of the policies covering all his insurance as required herein, and the policy or policies of insurance covering said OWNER, the Township, the ENGINEER, and their partners, officers, agents and employees. Each such policy and certificate shall be satisfactory to the OWNER and shall bear an endorsement precluding cancellation, reduction or change in coverage without giving the OWNER at least thirty (30) days prior notice thereof in writing. Cancellation of insurance shall constitute a material breach of Contract and this Contract may be terminated immediately. Nothing contained in the insurance requirements shall be construed as limiting the extent of the CONTRACTOR'S responsibility for payment of damages resulting from his operation under this Contract.

Notification of Insurance Companies: The CONTRACTOR shall advise all insurance companies to familiarize themselves with all of the conditions and provisions of this Contract and they shall waive the right of special notification of any change or modification of this Contract or of extension of time, or of decreased or increased work, or of the cancellation of the Contract or any other act or acts by the OWNER or its authorized employees and agents, under the terms of this Contract and failure to so notify the aforesaid insurance companies of changes shall in no way relieve the insurance companies of their obligation under this Contract.

City of Potterville
LANSING ROAD SIDEWALK – PHASE III PROJECT

ADDITIONAL INSUREDS

The following agencies and firms shall be listed as additional insureds on all insurance policies for this project.

Wightman & Associates, Inc.
2303 Pipestone Road
Benton Harbor, Michigan 49022

City of Potterville
319 N. Nelson Street
Potterville, Michigan 48876

At the time of execution of this Contract, CONTRACTOR shall furnish a certificate from the agent for the insurer, including substantially the following:

This Certificate is being delivered in connection with the Contract (“Contract”) between the City of Potterville (the “OWNER”), as OWNER, and _____, as CONTRACTOR, relating to the construction of the *Lansing Road Sidewalk – Phase III Project*.

The undersigned has been engaged by the OWNER to arrange for the insurance coverage required under Section 15 of the General Conditions to the Contract Documents. Pursuant thereto, the undersigned is providing, concurrently with this Certificate, the Certificate of Insurance attached hereto, and hereby represents and warrants to the OWNER that the undersigned has reviewed the insurance requirements set forth in Section 15 of the General Conditions and that the policies of insurance evidenced on the Certificates of Insurance attached hereto contain all of the coverage, limitations and other provisions required by the Contract Documents.

16. Estimated Quantities

The CONTRACTOR agrees that the quantities of the various classes of work as stated in the proposal or indicated on the plans are only approximate and are to be used solely for the purpose of comparing bids offered for the work. During the progress of the work, the OWNER may find it advisable and shall have the right to omit portions of the work and to increase or decrease the quantities and that the OWNER reserves the right to add or take from any items as may be deemed necessary or desirable. Under no circumstances or conditions will the CONTRACTOR be paid anything on account of anticipated profits upon the work or any portion thereof covered by this Contract which is not actually performed or entered into the construction of said improvements.

17. Changes in Work

The OWNER reserves the right to make any changes in the specifications and plans which may be deemed necessary either before or after beginning any work under this Contract without invalidating it, provided that if alterations are made, the general character of the work as a whole is not changed thereby. If such alterations increase the quantity of work to be done where unit prices are specified, such increase shall be paid for according to the quantity of work actually performed at the unit price specified under this Contract for each designated class of work. If such alterations diminish the quantity of work to be performed where unit prices are specified, they shall not constitute a claim for damages or for loss of profits on the work that may be dispensed with and the OWNER shall not be required to pay for work or materials omitted.

If such alterations increase or decrease the amount of work to be done where lump sum prices are specified, such increase or decrease shall be determined by one or more of the following methods as determined by the ENGINEER.

- A. By an acceptable lump sum proposal from the CONTRACTOR for all or such part of the work or materials as not specified in the Contract by applicable unit prices.

City of Potterville
LANSING ROAD SIDEWALK – PHASE III PROJECT

- B. By an acceptable unit price proposal from the CONTRACTOR for such items of work or materials as not already specified in the Contract by applicable unit prices.
- C. On a cost-plus limited basis not to exceed a specified limit. A cost-plus limited basis is defined as the cost of labor plus fifteen (15) percent of the said cost to cover superintendence, general expense and profit.

If such alteration or omissions diminish the amount of work to be done where lump sum prices are specified, such alteration or omission shall not constitute a claim for damages or for loss of profits on the work or material omitted. The CONTRACTOR shall allow a credit for all work or materials omitted.

Changes shall be made only upon the order of the ENGINEER and such order shall be of no effect until the price or prices for the work or materials not covered by bid prices has been agreed upon in writing and signed by the CONTRACTOR and said OWNER, and said CONTRACTOR shall not be allowed to recover anything for work performed or materials used by reason of any changes to this Contract unless an order is made and agreement signed as aforesaid; nor shall the CONTRACTOR in any case be allowed to recover more for such work and materials than said agreed prices.

If the OWNER and CONTRACTOR cannot agree upon the prices to be paid for additional work not provided in this Contract, then it is agreed that the OWNER shall have the right to contract with any person or persons for its performance.

18. Progress Schedule

The CONTRACTOR immediately after being awarded the Contract, shall prepare and submit one copy each to the OWNER and ENGINEER, of a proposed schedule of progress, preferably in graphic form indicating the separate portions of the work to be performed under this Contract and the date of beginning and completing each. On the 25th day of each calendar month, two (2) copies of the schedule shall be submitted to the ENGINEER with notes thereon indicating the percentage of completion of each separate portion of the work on that date. The form of the schedule shall be approved by the ENGINEER.

19. Notice to Suspend Work

The CONTRACTOR shall delay or suspend the progress of the work or any part thereof whenever he shall be so required by written order of the ENGINEER and for such periods of time as the ENGINEER may order providing that, in the event of such delay or delays or of such suspensions of the progress of the work or any part thereof, the time for the completion of the work so suspended or of work delayed by such suspension or suspensions shall be extended for a period equivalent to the time lost by reason of such suspension or suspensions, except when the CONTRACTOR is notified to suspend work on account of faulty construction or construction methods that endanger the work by such order of the ENGINEER shall not otherwise modify or invalidate in any way any of the provisions of this Contract and said CONTRACTOR shall not be entitled to any damage or compensation from the OWNER on account of such delay or delays, suspension or suspensions except as provided herein under the heading, "UNAVOIDABLE DELAYS AND EXTENSION OF TIME".

City of Potterville
LANSING ROAD SIDEWALK – PHASE III PROJECT

20. Unavoidable Delays and Extension of Time

In the event that any material alterations or additions are made herein specified, which in the opinion of the ENGINEER will require additional time for the execution of any work under this Contract, then, in that case, the time of completion of work shall be extended by such period of time as may be fixed by said ENGINEER and his decision shall be final and binding upon both parties hereto provided that, in such case, the CONTRACTOR, within four (4) days after being notified in writing of such alteration or additions, shall request in writing an extension of time but no such extension of time shall be given for any minor alterations or additions and the provisions herein shall not otherwise alter, change or invalidate the provisions of this Contract with reference to Liquidated Damages and the said CONTRACTOR shall not be entitled to any damage or compensation from the said OWNER on account of such additional time required for the execution of the work.

Should the CONTRACTOR be obstructed or delayed in the commencement, prosecution or completion of any part of said work by any act or delay of the OWNER or by any act or delay of a commercial carrier in transporting equipment, material or appurtenances for said work, or by riot, insurrection, war, pestilence, fire, lightning, earthquakes, cyclones, floods or through any default or delay of other parties under Contract with said OWNER or through strikes or other causes, which causes of delay mentioned in this article, in the opinion of the ENGINEER are entirely beyond the control of the CONTRACTOR, then the time herein fixed for the completion of the work so delayed will be extended for a period equivalent to the time lost by reason of any of the causes aforesaid, but no such allowance will be made unless a claim for extension of time is made by the CONTRACTOR to the OWNER in writing within one week from the time when any such alleged cause for delay shall occur.

It is further expressly agreed that said CONTRACTOR shall not be entitled to any damages or compensation from said OWNER on account of any delays resulting from any of the causes specified herein, except compensation for wages for extra time for any necessary watchmen and for extra premiums on his bond actually paid by said CONTRACTOR on account of said additional time so required to complete all work hereunder due only to delays caused by the OWNER or by other parties under Contract with said OWNER. The ENGINEER shall decide the number of days that said CONTRACTOR has been so delayed and his decision shall be final and binding upon both parties hereto.

21. Termination for Breach

In the event that any of the provisions of this Contract are violated by the CONTRACTOR or by any of his subcontractors the OWNER may serve written notice upon the CONTRACTOR and the Surety of his intention to terminate such contract, such notice to contain the reasons for such intention to terminate the Contract and unless within ten (10) days after the service of such notice upon the CONTRACTOR, such violation shall cease and satisfactory arrangements for correction are made, the Contract shall upon the expiration of said ten (10) days, cease and terminate. In the event of any such termination, the OWNER shall immediately serve notice thereof upon the Surety and the CONTRACTOR and the Surety shall have the right to take over and perform the Contract. Provided, however, that if the Surety does not commence performance thereof within thirty (30) days from the date of the mailing to such Surety of notice of Termination the OWNER may take over the work and prosecute the same to completion by Contract for the account and at the expense of the CONTRACTOR and the CONTRACTOR and his Surety shall be liable to the OWNER for any excess cost occasioned the OWNER thereby and in such event the OWNER may take possession of and utilize items in completing the work, such materials, appliances and plans as may be on the site of the work and necessary therefore.

City of Potterville
LANSING ROAD SIDEWALK – PHASE III PROJECT

22. Cost of Work

The CONTRACTOR shall furnish the ENGINEER reasonable facilities for obtaining such information as he may desire respecting the progress and execution of the work and the character of materials. The CONTRACTOR, upon request, shall furnish the ENGINEER with copies of expense bills for transportation charges, materials and equipment. In the event of cost-plus limited work as authorized in writing by the ENGINEER, the CONTRACTOR shall submit daily payrolls and equipment rental charges in addition to cost of materials.

When required by the ENGINEER, the CONTRACTOR shall furnish a supplemental schedule of prices showing breakdown of cost of lump sum price items.

23. Guarantee

The CONTRACTOR hereby guarantees all of the work to be furnished under this Contract against any defects in workmanship or materials for period of one (1) year following the date of the ENGINEER'S certification referred to in the first sentence of Section 31 of the General Conditions. Under this guarantee, the CONTRACTOR agrees to make good without delay at his own expense any failure of any such parts due to faulty materials, construction, or installation, or to the failure of any such equipment to successfully perform all the work put upon it within the limits of the specifications and further shall make good any damage to any part of the work caused by such failure. Said CONTRACTOR also agrees that the CONTRACTOR'S Performance Bond shall fully cover all guarantees contained in this paragraph.

24. Engineer to Decide

All work performed under this Contract shall be done in a first class, workmanlike manner, and done to the satisfaction of the ENGINEER. The ENGINEER shall in all cases determine the amount, quality, acceptability, and fitness of the several kinds of work and materials herein specified. He shall decide all questions which may arise as to the fulfillment of the terms of the Contract by the CONTRACTOR, or as to the intent or purpose of the Contract, and his decision on any questions that may arise shall be final and conclusive as to both parties of this Contract, and his approval of the work shall be a condition precedent to the final settlement and payment of any amount which may be due the CONTRACTOR.

25. Duties and Powers

Properly authorized inspectors shall be considered to be the representatives of the ENGINEER limited to the duties and power entrusted to them. It shall be their duty to inspect the materials and workmanship of those portions of the work to which they are assigned, either individually or collectively, under instructions of the ENGINEER and to report any and all deviations from the plans, specifications, and other Contract provisions which may come to their notice. Any inspector shall have the right to order the work entrusted to his supervision stopped if, in his opinion, such action becomes necessary until the ENGINEER is notified, and he has determined and ordered that the work shall proceed in due fulfillments of all Contract requirements.

26. No Waiver of Rights

Neither the inspection by the OWNER or ENGINEER or any of their employees, nor any order by the OWNER for payment of money, nor any payment for, or acceptance of, the whole or any part of the work by the OWNER or ENGINEER, nor any extension of time, nor any possession taken by the OWNER or its employees, shall operate as a waiver of any provision of this Contract, or of any Power herein reserved to the OWNER, or any right to damage herein provided, nor shall any waiver of any breach in this Contract be held to be a waiver of any other or subsequent breach.

City of Potterville
LANSING ROAD SIDEWALK – PHASE III PROJECT

27. Night, Weekend, or Holiday Work

It is the intent of these Contract Documents that all work contemplated for this project is to be performed on a five-day work week utilizing ten-hour work days. The CONTRACTOR should note that the completion time specified is in calendar days figured from a seven-day calendar week. Whenever the CONTRACTOR wishes to perform work at night or on weekends or holidays, or to vary the period of hours during which work is carried on each day, he shall give written notice to the ENGINEER at least forty-eight (48) hours in advance so that proper inspection may be furnished by the ENGINEER, and no extra compensation shall be allowed the CONTRACTOR. In the event that the CONTRACTOR chooses to perform work on Saturdays, Sundays, or holidays during the term of this Contract and in the opinion of the ENGINEER, such work requires proper inspection, the OWNER shall charge the CONTRACTOR, as "Liquidated Damages", the sum of \$65.00 per hour actually worked on a Saturday, Sunday, or holiday. Said liquidated damages shall be deducted from the CONTRACTOR'S Contract each month by the OWNER and shall be utilized to pay the additional expenses involved in providing proper inspection.

28. Bonds

The successful bidder will be required to furnish for each set of executed Contract Documents and conformed copies therefore an original Performance Bond and Labor and Materials Bond on the forms attached hereto with surety acceptable to the OWNER as follows:

1. Bond in the amount of 100 percent of the Contract price to insure the completion of the entire work according to the Contract.
2. Bond in the amount of 100 percent of the Contract price for the protection of the OWNER and to secure payment of all subcontractors, labor and material men according to the statutes of the State of Michigan in effect at that time.

All bonds shall be deemed to incorporate all requirements for public payment and performance bonds under the statutes of Michigan, including Act 213 of the Public Acts of Michigan, 1963, to the extent applicable, and the sureties shall be included in the United States Treasury's Listing of Approved Sureties (Circular 570).

29. Prices

The CONTRACTOR agrees to accept the prices stated in the proposal form hereto attached as full compensation for furnishing all of the equipment and materials, and for doing all the work contemplated and specified in this Contract; also for all loss or damage arising out of the nature of the work aforesaid, or from the action of the elements, or from any unforeseen obstructions or difficulties which may be encountered in the prosecution of the same; and for all risks of every description connected with the work; and for well and faithfully completing the work and the whole thereof, in full compliance with the Plans and Specifications and the requirements of the ENGINEER under them.

The stated prices shall cover the cost of all plants and tools and of all work and materials of whatsoever kind that shall be furnished or needed to complete the entire work in all details ready for the purpose for which it is intended. Said prices shall also cover all royalties for patents and patented materials, appliances, and processes used in the work described in the specifications and agreements.

City of Potterville
LANSING ROAD SIDEWALK – PHASE III PROJECT

30. Monthly Estimates and Payments

The OWNER agrees to pay the CONTRACTOR the sums herein specified in monthly installments as the work progresses upon certificate signed by the ENGINEER, but said certificates, however, shall in no way lessen the total and final responsibility of the CONTRACTOR. It is agreed that the amount to be paid from time to time shall be subject to the retention of funds in accordance with Section 35. Retention of these General Conditions.

The ENGINEER may, at his discretion, include in the aforesaid progress certificate an estimate of the equipment and materials, except cement, necessary for incorporation in the work which have been delivered upon the site of the work and for which receipted invoices have been delivered to the ENGINEER. Any such payment for equipment or materials, however, shall not relieve the CONTRACTOR of any responsibility to furnish all necessary equipment and materials as needed for the prosecution of the work in the same manner as if payment had not been made.

It is further agreed that the granting of any progress certifications, or payment hereunder, shall in no way lessen the liability of the CONTRACTOR to replace defective work, though the same may not have been detected at the time equipment, material, and such certificate was given or acted upon. All progress certificates being made merely upon approximate estimates shall be subject to the correction of the final certificate.

The value of the work performed shall be estimated by the ENGINEER at the end of each month. To facilitate this estimate, the CONTRACTOR shall furnish the ENGINEER with a balanced statement in detail showing the division of cost for each of the various sub-items comprised in the lump sum and such other information as may be needed to aid in preparation of the monthly estimates.

31. Final Estimate and Payment

Upon completion of all the work included under this Contract and the final inspection thereof and the performance of satisfactory operation and acceptance tests, and after the CONTRACTOR shall have submitted acceptable evidence as to the satisfaction of all claims, the ENGINEER will certify to that effect. The said CONTRACTOR further agrees that he shall not be entitled to demand or receive final payments for any portion of the aforesaid work or materials, except in the manner set forth in this agreement; nor until all the stipulations, provisions and conditions herein above mentioned are complied with and the ENGINEER shall have given his certificate to that effect; whereupon the OWNER will, at the expiration of thirty (30) days after such completion and delivery of such certificates, pay and hereby binds himself to pay to the CONTRACTOR in cash, the whole amount of money accruing to said CONTRACTOR under this Contract, except such sum or sums of money that have already been paid and as may be lawfully retained under any of the provisions of his Contract herein set forth.

32. Final Payment to Release Owner

The acceptance by the CONTRACTOR of the final payment shall be and shall operate as a release to the OWNER of all claims and all liability to the CONTRACTOR for all things done or performed for or relating to the work and for every act and neglect of the OWNER and others relating to or arising out of the work, excepting only his claims, if any, for amounts withheld by the OWNER, upon final payments. No payment, however, final or otherwise, shall operate to release the CONTRACTOR or his Sureties from any obligation upon or under this Contract or the CONTRACTOR'S Bond.

City of Potterville
LANSING ROAD SIDEWALK – PHASE III PROJECT

33. Soil Erosion Permit

All construction methods shall be done in compliance with the Michigan Soil Erosion and Sedimentation Control Act. The CONTRACTOR shall be responsible for obtaining soil erosion permits from the Controlling Agencies prior to start of construction and the CONTRACTOR shall be responsible for compliance with said permits.

Erosion control measures shown on the plans are minimum requirements and shall not remove the CONTRACTOR'S responsibility for providing the required erosion measures. All erosion control measures shall be incidental to construction, unless specific pay items are provided for in the Proposal Section.

34. Right-Of-Way Permit

The CONTRACTOR shall be responsible for obtaining right-of-way permits from the Controlling Agencies prior to start of construction and the CONTRACTOR shall be responsible for compliance with said permits. These agencies include, but are not limited to, the Eaton County Road Commission.

35. Job Site Safety

None of the specifications conditions, plans or terms of the contract between the OWNER and CONTRACTOR or the OWNER and the ENGINEER or inspector shall be construed to impose any responsibility upon the ENGINEER, Wightman & Associates, Inc., its employees, inspectors or other agents, for review, determination and/or supervision of job site safety. The construction means, manner and method remain the sole responsibility of the CONTRACTOR, and neither the ENGINEER nor the OWNER shall be responsible for the failure of the CONTRACTOR to provide a safe work place for the employees, employees of other CONTRACTORS or the general public.

The ENGINEER'S responsibility on the job site is solely to determine compliance with the construction documents, drawings and specifications. The ENGINEER is not authorized by the OWNER nor is responsible for the construction means, manner and method undertaken by the CONTRACTOR nor is responsible to determine and/or evaluate the job site safety of the project. Job site safety is the sole responsibility of the CONTRACTOR.

36. Retention

A. Pursuant to Act 524 of Michigan Public Acts of 1980, the following retention provisions shall apply: The OWNER shall retain a portion of each progress payment otherwise due which shall be limited to the following:

- 1 Not more than 10% of the dollar value of all work in-place until work is 50% in-place.
- 2 After the work is 50% in place, additional retainage shall not be withheld unless the OWNER determines the CONTRACTOR is not making satisfactory progress or for other specific cause relating to the CONTRACTOR'S performance under this Contract.

B. The retained funds may be co-mingled with other funds of the OWNER and shall be deposited in an interest-bearing account in a regulated financial institution in the State of Michigan. The OWNER shall account for both retainage and interest on each construction contract separately.

C. Retainage and interest earned on retainage shall be released to the CONTRACTOR together with the final progress payment.

City of Potterville
LANSING ROAD SIDEWALK – PHASE III PROJECT

- D. The aforementioned retention provisions shall not apply if the dollar value of this Contract is:
(a) less than \$30,000; or (b) if there will be three (3) or fewer payments.

- E. Neither the final payment nor the remaining retained percentage shall become due until the CONTRACTOR submits to the ENGINEER: (1) an affidavit that all payrolls, bills for materials and equipment and other indebtedness connected with the work for which the OWNER might in any way be responsible, have been paid or otherwise satisfied; (2) consent of Surety, if any, to final payment; and (3) if required by the OWNER, other data establishing payment or satisfaction of all such obligation such as receipts, releases and waivers of liens arising out of the Contract to the extent and in such form as may be designated by the OWNER. If any subcontractor refuses to furnish a release or waiver required by the OWNER, the CONTRACTOR may furnish a bond satisfactory to the OWNER, to indemnify him against any such lien. If any such lien remains unsatisfied after all payments are made, the CONTRACTOR shall refund to the OWNER all monies that the latter may be compelled to pay in discharging such lien, including all costs and reasonable attorney's fees.

- F. The making of final payment shall constitute a waiver of all claims by the OWNER except those arising from: (1) unsettled liens; (2) faulty or defective work appearing after substantial completion; (3) failure of the work to comply with the requirements of the contract documents; or (4) terms of any special warranties required by the contract documents.

- G. If a dispute arises and the OWNER requests a decision by the ENGINEER in accordance with the Contract Documents relating to a question of delay under the circumstances set forth in Section 4 (3) of Act 524, then, for purposes of determining the rights of the OWNER and the CONTRACTOR with regard to retained funds and interest earned on the retained funds, the ENGINEER, following receipt of pertinent supporting data, shall provide the opportunity for an informal meeting to receive comments, documents, and other relevant information in order to resolve the dispute; and the ENGINEER'S written decision, together with supporting reasons, shall be given to the parties within 14 days after said meeting. The decision of the ENGINEER, under these circumstances, shall be valid and binding upon all parties, subject to vacation by order of the circuit court only upon a finding by the court that the decision was procured by fraud, duress, or other illegal means. The ENGINEER may base his/her decision, in these circumstances, upon the factors set forth in Section 4(5) of Act 524; and, depending upon the ENGINEER'S decision, the OWNER shall have the right to proceed in accordance with Section 4(8) of Act 524.

City of Potterville
LANSING ROAD SIDEWALK – PHASE III PROJECT

PART 4

SCHEDULE OF DRAWINGS

The drawings which are applicable to the work to be performed under this Contract and which are referred to in the Contract Documents as “the plans” or “plans” are identified as follows:

CITY OF POTTERVILLE
LANSING ROAD SIDEWALK – PHASE III PROJECT

Drawing Numbers: 234260-C001 through 234260-C006
Dated: December 25, 2023

As Prepared By:

Wightman
433 E. Ransom Street
Kalamazoo, Michigan 49007
Phone: (269) 927-0100
Fax: (269) 927-1300
Email: admin@gowightman.com
Web Address: www.gowightman.com



PART 5

GENERAL SPECIFICATIONS

INDEX

1.	FOREWORD	GS-1
2.	BOUNDARIES OF WORK.....	GS-1
3.	PROFILES AND TOPOGRAPHY.....	GS-1
4.	INTERFERENCE.....	GS-1
5.	NOTIFICATION BY CONTRACTOR.....	GS-1
6.	LINES AND GRADES	GS-2
7.	EQUIVALENT PRODUCTS.....	GS-2
8.	SUPERINTENDENCE AND WORKMEN.....	GS-2
9.	PLANT, TOOLS AND EQUIPMENT.....	GS-2
10.	TEMPORARY TOILET ACCOMMODATIONS.....	GS-2
11.	PRECAUTIONS.....	GS-2
12.	PUBLIC CONVENIENCE AND SAFETY	GS-3
13.	BARRICADES AND WARNING SIGNS.....	GS-3
14.	ACCESS TO PUBLIC SERVICES	GS-3
15.	PILING MATERIAL AND CARE OF STRUCTURES	GS-3
16.	PROTECTION AND RESTORATION OF PROPERTY	GS-3
17.	OPENING OF SECTION OF WORK.....	GS-4
18.	LIMITATIONS OF OPERATIONS	GS-4
19.	FINAL CLEANUP.....	GS-4
20.	REMOVAL AND REPLACEMENTS OF UNCLASSIFIED ROAD SURFACING, SIDEWALKS, CURB AND GUTTER, DRIVEWAYS, ETC	GS-4
21.	LIMITATION ON OPEN TRENCH.....	GS-5
22.	CONTRACTOR'S GUARANTEE	GS-5
23.	PAYMENT AFTER EXPIRATION OF CONTRACT	GS-5

PART 5

GENERAL SPECIFICATIONS

1. Foreword

The work specified to be done by the CONTRACTOR in the following section under the “General Specifications” is to be done at the expense of the CONTRACTOR and will not be measured in determining quantities for payment unless otherwise specified.

The unit and lump sum prices stated in the Contract hereto attached to be paid for work under the respective items shall be full compensation for all work set forth herein under the General Specifications.

2. Boundaries of Work

The OWNER will provide rights-of-way and easements for all work specified in this Contract and the CONTRACTOR shall not enter or occupy with men, tools or materials any private ground outside of said easements or outside the property of the municipality without the consent of the OWNER. Other contractors of the OWNER may, for all purposes required by their contract, enter upon the work and premises used by the CONTRACTOR, and the CONTRACTOR shall give to other contractors of the OWNER all reasonable facilities and assistance for the completion of adjoining work.

3. Profiles and Topography

Topography and profiles of the ground are shown on the plans which accompany these specifications. These profiles and topography are believed to be reasonably correct, but are not guaranteed to be absolutely so, and together with any schedule of quantities, are presented only as an approximation.

4. Interference

The CONTRACTOR shall so conduct the work that there shall be no interference with work which may be in progress under contracts with other contractors. In case of dispute between the CONTRACTOR and other contractors employed by the OWNER, the decision of the ENGINEER shall be final and binding on both parties thereto.

Particular attention is called to the GENERAL CONDITIONS, SECTION 9 – COOPERATION.

The CONTRACTOR shall not discharge, nor cause to be discharged, water or sewage, nor dispose of, pile or store any material whatsoever in such a manner as to interfere with or interrupt the work of others.

5. Notification by Contractor

Sufficient notice shall be given by the CONTRACTOR to all municipal departments, Public Service Corporations and property owners which pipes, poles, tracks, wires, or conduits or other such structures may be affected by the work in order that they may protect, adjust, remove or rebuild them, or take such measures as they may desire to minimize inconvenience. He shall notify the Chief of the Fire Department twenty-four hours in advance of the temporary blocking of any street. He shall also notify the Municipal Water Works Department and receive its authorized representative's approval before cutting into existing mains or shutting off water main services, except in cases of emergency.

City of Potterville
LANSING ROAD SIDEWALK – PHASE III PROJECT

6. Lines and Grades

The ENGINEER will furnish basic reference lines and bench marks from which the CONTRACTOR shall establish such lines and grades as are needed for properly constructing the work in accordance with the Contract Documents. Such lines and grades shall be established by a qualified ENGINEER. Where measurements of the work for payment are dependent upon taking field measurements or levels prior to subsequent operations, the ENGINEER shall be notified and then given sufficient time to obtain the necessary field data.

7. Equivalent Products

Whenever in any of the Contract Documents an article, material, or equipment is defined by describing a proprietary product, or by using the name of a manufacturer or vendor, the term "or equal", if not inserted, shall be implied. The specific article, material, or equipment mentioned shall be understood as indicating the type, function, minimum standard of design, efficiency and quality desired and shall not be construed in such manner as to exclude manufacturer's products of comparable quality, design and efficiency. The CONTRACTOR shall comply with the requirements of the Contract Documents relative to the OWNER'S approval of materials and equipment before they are incorporated in the product.

8. Superintendence and Workmen

The CONTRACTOR shall have a competent foreman, superintendent, or other representative on the work who shall have full authority to act for the CONTRACTOR and to receive and execute orders from the ENGINEER, and who shall see that the work is executed in accordance with the specifications and plans and the orders of the ENGINEER thereunder. Where special skill is required, only individuals who are competent and skillful in their respective lines of work shall be employed.

9. Plant, Tools and Equipment

The CONTRACTOR shall furnish all material and supplies, plant, sheeting and false work, machinery and tools, in fact, all materials and appliances of every sort or kind that may be necessary for the full and complete carrying out of this Contract. Any equipment which may be regarded as inefficient or unsuitable may be ordered repaired or removed from the site.

The CONTRACTOR shall assume full responsibility for the adequacy of equipment and failure of the ENGINEER to order its repair or removal shall not relieve him of any obligation under this Contract.

10. Temporary Toilet Accommodations

The CONTRACTOR shall furnish, install and maintain ample sanitary facilities for the workers; toilets shall be placed at the time work starts. These temporary toilet facilities shall be placed where directed by the OWNER and maintained as required by the local health ordinances. They shall provide the necessary temporary enclosures to accommodate the toilets. The toilets shall be maintained in a sanitary condition and contents removed from premises as often as required.

11. Precautions

The CONTRACTOR shall take whatever precaution that may be necessary to render any portion of the work secure in every respect, or to decrease the probability of accident from any cause, or to avoid contingencies which are likely to delay the completion of the work.

City of Potterville
LANSING ROAD SIDEWALK – PHASE III PROJECT

All machinery and equipment and other physical hazards shall be guarded in accordance with the safety provisions of the Manual of Accident Prevention in Construction of the Associated General Contractors of America and in accordance with Federal, State or Municipal laws and regulations applicable to such safety measures.

12. Public Convenience and Safety

The CONTRACTOR shall at all times conduct the work in such manner as to insure the least obstruction to traffic. Materials stored upon the streets or along the right-of-way should be placed so as to cause only such inconvenience to the traveling public and residents as is considered unavoidable.

13. Barricades and Warning Signs

The CONTRACTOR shall provide and maintain proper barricades, fences, signal lights, or watchmen to properly protect the work, persons, animals and property against injury. All signage shall be in full compliance with the current edition of the Michigan Manual of Uniform Traffic Control Devices. The CONTRACTOR shall maintain one lane of traffic at all times for access and shall provide all traffic control signing and flagging required per the Michigan Manual of Uniform Traffic Control, latest edition. All roads shall be left fully open at night and on weekends. Between the hours of sunset and sunrise the CONTRACTOR shall provide and maintain at least two (2) yellow lights at each barricade and such other points as are necessary to protect the traveling public. These statements of specific duties on the part of the CONTRACTOR shall not be considered as a limitation on the general duties imposed by the Contract or specifications.

The OWNER reserves the right to remedy any neglect on the part of the CONTRACTOR as regards the protection of the work after twenty-four hours notice in writing, except in case of emergency when it shall have the right to remedy any neglect without notice and in either case to deduct the cost of such remedy from any money due or to become due the CONTRACTOR.

14. Access to Public Services

Neither the materials excavated, nor the materials or plant used in the construction of the work shall be so placed as to prevent free access to all fire hydrants, valves, manholes, fire alarm or police call boxes in the vicinity.

15. Piling Material and Care of Structures

All excavated and other material shall be so piled as not to endanger the work and so that free access may be had at any time to all parts of the work and shall be kept neatly piled so as to not inconvenience public travel or adjoining tenants as little as possible.

Proper provision shall be made for the handling of materials and for the protection of traffic and public. Materials required for the work may be placed upon the side of the roadway or parking area of streets and alleys adjacent to the work. Reasonable and satisfactory provision shall be made for travel on sidewalks, crosswalks, streets, roads, railroads, street railways and private ways. Walkways shall be kept clean and unobstructed. All fences and other structures in the vicinity of the work shall be protected and if damaged, shall be repaired or replaced. All trees shall be satisfactorily protected by boxes or otherwise.

16. Protection and Restoration of Property

The CONTRACTOR shall not enter upon private property for any purpose without obtaining proper permission. They shall be responsible for the preservation from injury or damage resulting directly or

City of Potterville
LANSING ROAD SIDEWALK – PHASE III PROJECT

indirectly from the execution or non-execution of work under this Contract of all public and private property adjacent to the work. They shall take all necessary precautions to prevent damage to trees, pipes, conduits and other underground structures, public utilities, etc., and shall protect carefully from disturbance or damage all property marks or markers. The CONTRACTOR shall contact all utilities in the area of the proposed construction and have them locate their utility lines prior to the start of work in accordance with State law.

17. Opening of Section of Work

Whenever, in the opinion of the ENGINEER, all of the work or any portion thereof is in suitable condition for opening or use, it shall be opened as may be directed, but such opening shall not be construed as an acceptance of the work or any part thereof, or as a waiver of any of the provision of these specifications and Contract.

18. Limitation of Operations

Whenever, in the judgment of the ENGINEER, the CONTRACTOR has obstructed or closed a greater portion of the work than is necessary for the proper prosecution of the work or is carrying on operations to the prejudice of work already started, the ENGINEER may require the CONTRACTOR to finish the part on which work is in progress before any additional portions are started. Work shall be conducted so as to create a minimum amount of inconvenience to the public.

19. Final Cleanup

Before acceptance and final payment shall be made, adjacent property, the right-of-way or streets and all grounds occupied by the CONTRACTOR in connection with the work, shall be cleaned of all rubbish, excess materials, temporary buildings, etc. and the CONTRACTOR shall restore in an acceptable manner all property, both public and private, which may have been damaged during the prosecution of the work and all parts of the work shall be left in a neat and presentable condition as good as or better than it was at the beginning of construction.

20. Removal and Replacement of Unclassified Road Surfacing, Sidewalks, Curb and Gutter, Driveways, Etc.

All pavement and/or street and road surfacing which is not classified for measurement and payment under separate Contract Items for Pavement Replacement, shall be replaced and/or restored to a condition equal to, or better than that which existed prior to the start of work. Also included as part of the work, the CONTRACTOR shall restore and/or repair all sidewalks, crosswalks, curbs, gutters, driveways, shoulders of roads and paved streets, parking areas, mailbox turn-outs, parkways, lawns, mailboxes, street signs, miscellaneous structures, etc. The replacement and or repair work shall be done without delay, as soon as the work immediately adjacent is completed. In any event, the removed or damaged facilities, etc. shall be restored to a condition equal to or better than that which existed prior to the start of work.

Where lawn sod is removed, either on public or private property, it shall be carefully preserved and later replaced, or the area where sod has been removed shall be covered with a 4" thick layer of all black dirt and seeded with an approved grass mixture in an amount of at least 200 pounds of pure live seed per acre of surface.

City of Potterville
LANSING ROAD SIDEWALK – PHASE III PROJECT

21. Limitation on Open Trench

The CONTRACTOR shall not open, nor leave open, any more trench than is absolutely necessary and as approved by the ENGINEER to carry out the construction work in an efficient manner.

22. Contractor's Guarantee

The CONTRACTOR'S performance and payment bonds shall remain in force throughout the period of construction and for one (1) year following the final inspection and acceptance of the project by the OWNER.

23. Payment after Expiration of Contract

If the time for completion called for in the Contract or any extension of time agreed to by the OWNER has expired, the OWNER reserves the right to stop progress payment under the Contract and to make only the final payment due. Said final payment shall be adjusted by any liquidated damages incurred.

PART 6

PROJECT SPECIFICATIONS

TABLE OF CONTENTS

GENERAL	PS-1
PROGRESS SCHEDULE	PS-2
UTILITY COORDINATION.....	PS-3
TRAFFIC CONTROL	PS-4
CURB AND GUTTER, REM, MODIFIED.....	PS-7
SIDEWALK GRADING.....	PS-8
SIGN, RELOCATE	PS-10
PEDESTRIAN TYPE II BARRICADE, TEMP	PS-11
SLOPE RESTORATION, NON-FREEWAY.....	PS-13

PART 6

PROJECT SPECIFICATIONS

GENERAL

Work Included

The work under each item shall include all labor, materials, tools, equipment, supplies, cost of insurance and bonds, other miscellaneous costs, together with all of the work specifically described under each item and other work necessary to complete the project in accordance with the obvious or expressed intent of the contract documents.

Obligations

The CONTRACTOR is obligated under this contract to construct the improvements as contemplated and proposed in the Contract Documents. The CONTRACTOR is further obligated to make any and all changes in the work as ordered by the ENGINEER and approved by the ENGINEER. All work shall be done for the unit or lump sum prices bid and shall be subject to additional payments or credits as authorized under the terms of Section 17 of the General Conditions.

Payment

The unit and lump sum prices as bid to be paid for the respective items shall be payment in full for the completion of all work specified under each item, complete and ready for use, including testing, as shown on the plans and as specified. Payment shall be made under each item for all such work which is not specifically included under any other item.

Michigan Department of State Highway Specifications

The “Standard Specifications for Construction”, 2020, by the Michigan Department of Transportation (MDOT), are hereby incorporated into these contract documents. Copies of these standards are available for inspection at the offices of the ENGINEER.

PROJECT SPECIFICATIONS

FOR

PROGRESS SCHEDULE

The following are the milestone, substantial, and final completion dates. Failure to meet substantially complete or finally complete dates for the specified work in accordance with the Progress Schedule, including extensions granted subject to the provisions of Article 20 of the General Conditions, shall entitle the OWNER to deduct from the moneys due the CONTRACTOR as "Liquidated Damages" and not as a penalty, the sum of \$500 per day for each and every calendar day of delay in substantial or final completion of the work.

<i>Scope of Work</i>	<i>Date</i>
Bids Due and Bid Opening	February 6, 2024
City of Potterville TIFA Recommends Award of Contract	February 12, 2024
City of Potterville Awards Contract	February 15, 2024
Preconstruction Meeting	TBD
Receive Bonds & Insurance / Notice to Proceed	TBD
Substantial Completion	August 31, 2024
Completion of Punchlist Work	2 Weeks After Sub. Completion

Work may begin anytime following the Notice of Award of contract and the preconstruction meeting can be scheduled accordingly. All work must be completed within (30) thirty calendar days, once construction activities are commenced, but must be completed by the substantial completion date listed in the progress schedule. In no case shall any work be commenced prior to receipt of formal Notice of Award and Notice to Proceed by the OWNER.

The CONTRACTOR will be required to prepare, in collaboration with the ENGINEER, a Progress Schedule to be discussed at a preconstruction meeting.

The ENGINEER will arrange the time and place for the preconstruction meeting.

The Progress Schedule shall include, as a minimum, the partial, substantial and full completion dates and the controlling work items for the completion of the project. The CONTRACTOR shall coordinate the Progress Schedules to reflect inter-related scope of subcontractors, suppliers and manufacturer representatives such as the installation of water main, interconnection of utilities, startups and water supply transfer, and restoration.

The named subcontractor(s) for Specialty and/or Designated Items (if such items are designated in the proposal) which materially affect the work schedule, shall also be present at the scheduled meeting and they will be required to sign the Progress Schedule to indicate their approval of the scheduled dates of work set forth in the Progress Schedule.

Failure on the part of the CONTRACTOR to carry out the provisions of the Progress Schedule, as established, may be considered sufficient cause to prevent bidding future projects until a satisfactory rate of progress is again established.

The CONTRACTOR shall coordinate and stage the project to accommodate the local holiday traffic and events, as well as all vehicular traffic in and out of the affected businesses. If the Bidding Proposal specifies other controlling dates, these shall also be included in the Progress Schedule.

PROJECT SPECIFICATIONS

FOR

UTILITY COORDINATION

The following Public Utilities have facilities located within the City of Potterville:

Electric	Consumers Energy 530 Willow Street (517) 374-2259	Lansing Mr. Dan Smith	MI	48909
Gas	Consumers Energy 311 E. Michigan Avenue (269) 337-2366	Battle Creek Mr. Kyle Oak	MI	49017
Fiber Optic	ACD 1800 N. Grand River Avenue (517) 999-3249	Lansing Mr. Evan Unverferth	MI	48906
Telephone	AT&T 337 N. Abbott Road (517) 337-3610	Lansing Ms. Heather Vallee-Knoblauch	MI	48823
Cable	WOW 2512 Lansing Road (517) 204-4910	Charlotte Mr. James Scott	MI	48813
	Comcast 41112 Concept Drive (734) 359-1669	Plymouth Mr. Jeff Dobies	MI	48170
Water/Sewer	City of Potterville 319 N. Nelson Street (517) 667-9524	Potterville Mr. Don Stanley	MI	48876

The owners of existing service facilities that are within grading or structure limits will move them to locations designated by the ENGINEER or will remove them entirely from the highway right-of-way. Owners of Public Utilities will not be required by the City to move additional poles or structures in order to facilitate the operation of construction equipment unless it is determined by the ENGINEER that such poles or structures constitute a hazard to the public or are extraordinarily dangerous to the CONTRACTOR'S operations.

No additional compensation will be paid to the CONTRACTOR for delays due to material shortages or other reasons beyond the control of the City, or for delays on construction due to the encountering of existing utilities that are, or are not, shown on the plans.

Work stoppage by employees of utility companies which results in a delay of utility revisions on any portion of this project may be considered the basis for a claim for an extension of time for completion, but, will not be considered the basis for a claim for extra compensation or adjustment in contract unit prices.

PROJECT SPECIFICATIONS

FOR

TRAFFIC CONTROL

GENERAL REQUIREMENTS

Traffic shall be maintained by the CONTRACTOR throughout the project in accordance with the requirements of sections 104.07, 104.11, 812, and 922 of the MDOT 2020 Standard Specifications for Construction, the Michigan Manual on Uniform Traffic Control Devices (MMUTCD), and any supplemental specifications in this proposal.

The Contractor shall set up shoulder and lane closures, detours, and any other work zone traffic control according to applicable MDOT Typical Traffic Control Drawings and the MMUTCD. All proposed traffic control plans require approval from the Engineer prior to implementation.

City of Potterville maintenance crews and/or Contract Agencies may perform maintenance work within or adjacent to the Construction Influence Area (CIA). This work will be coordinated with the Contractor through the Engineer for the City of Potterville to minimize interference. No additional payment will be made to the Contractor for the joint use of traffic control items.

The Contractor shall coordinate this work with other Contractors performing work within the CIA or adjoining areas to avoid conflicts in the maintenance of traffic, construction signing, and to provide for the orderly progress of contract work. The Contractor shall note section 104.08 of the MDOT Standard Specifications for Construction for the requirements of cooperation with other Contractors.

The Contractor shall notify the Engineer, local police department, local fire department, and other emergency response units at least **72 hours** before implementing any road closures, lane closures, or major traffic shifts.

The Contractor shall furnish, erect, maintain and upon completion of the work, remove all traffic control devices and barricade lights within the CIA for the safety and protection of through and local traffic. This includes, but is not limited to, advance, regulatory and warning signs, barricades, and channeling devices at the intersecting streets on which traffic is to be maintained and all other traffic control devices required to maintain traffic as called for on the plans.

The CIA shall consist of all roadway segments with which work is proposed to be completed and 200' along all intersecting side streets.

TRAFFIC RESTRICTIONS - GENERAL

Utilize the following Maintaining Traffic Typical:

- 100-GEN-KEY
- 101-GEN-SPACING-CHARTS
- 102-GEN-NOTES
- 103-GEN-SIGN

City of Potterville
LANSING ROAD SIDEWALK – PHASE III PROJECT

Do not work or deliver material during the holiday periods as defined in Table 1.

Table 1: Holiday Periods

Holiday	Start Date and Time	End Date and Time
Memorial Day	3:00 p.m. Friday, May 24 th	6:00 a.m. Tuesday, May 28 th
Independence Day	3:00 p.m. Wednesday, July 3 rd	6:00 a.m. Monday, July 8 th
Labor Day	3:00 p.m. Friday, August 30 th	6:00 a.m. Tuesday, September 3 rd

In addition, no work will be allowed from June 5, 2024 to June 9, 2024 during the City of Potterville Gizzard Festival. No road closures, lane closures, or major traffic shifts will be permitted during the above referenced dates.

Local traffic must be maintained on all public streets at all times. All access shall be maintained to any residential or business drives at all times unless coordinated with the City of Potterville and Engineer.

The minimum lane widths throughout the CIA shall be 10 feet.

Equipment and material stored on site must have prior approval of the City of Potterville and shall be stored beyond the clear zone of the traveled roadway. Any additional signs or devices required to protect the motoring public from stored equipment or material will be at the Contractor’s expense.

All changes in the traffic control plans proposed by the Contractor require approval from the Engineer prior to implementation.

Work shall only be performed between the hours of 7am to 7pm (Monday – Saturday). Work outside of these posted times will be at the discretion of the Engineer and any additional cost for maintaining traffic shall be borne by the Contractor.

TRAFFIC CONTROL DEVICES

All traffic control devices and their use shall conform to the current MMUTCD edition as revised and as specified herein.

Traffic control devices moved to facilitate the Contractor’s operation shall be reset by the end of the workday. The Contractor shall routinely maintain the traffic control devices including, but not limited to, proper alignment, weighting with ballast, cleaning, and replacing damaged devices.

Signs – All other temporary signs may be installed on portable supports.

All warning signs shall be fabricated utilizing fluorescent prismatic retro-reflective sheeting in accordance with MDOT’s 2020 Standard Specifications for Construction and Special Provisions contained herein. Advance warning signs shall be placed on all cross streets where construction activities may be encountered as directed by the Engineer.

Temporary warning, regulatory, and guide signs not applicable to the current traffic operation or lane closures shall be removed or laid down with the legs removed as directed by the Engineer. Payment for any of these operations will be included in the various traffic control items.

Temporary signs damaged by construction activities shall be replaced at the Contractor’s expense.

All Channelizing devices and signage shall be per WZD-100-A and WZD-125-E.

City of Potterville
LANSING ROAD SIDEWALK – PHASE III PROJECT

MEASUREMENT AND PAYMENT

The completed work, as measured for traffic control, will be paid for at the lump sum price bid in accordance with Table 812-2 of the 2020 MDOT Standard Specifications for Construction. Traffic control measures included within these specifications are minimum requirements and shall not remove the Contractor's responsibility for providing any and all measures required to maintain traffic and carry out the proposed work.

CITY OF POTTERVILLE
SPECIAL PROVISION
FOR
CURB AND GUTTER, REM, MODIFIED

WIGHTMAN/KMO

1 of 1

12/07/2023

Description

This work consists of removing existing curb and gutter as shown on the plans or as directed by the Engineer in accordance with Section 204 of the MDOT 2020 Standard Specifications for Construction except as herein noted.

Materials

None specified.

Construction Methods

Perform work in accordance with section 204.03 of the Standard Specification except as noted below.

Sawcut and remove existing curb and gutter. Sawcut existing pavement (HMA, concrete or any combination of the two regardless of depth) adjacent to curb and gutter to full depth at a uniform distance of two (2) feet from the existing edge of metal. Remove existing curb and gutter and adjacent pavement. No additional payment will be made for pavement removed or concrete base course placed more than two (2) feet from existing edge of metal. Do not disturb existing curb and gutter or existing pavement outside removal limits. Contractor will assume ownership of the removed materials and dispose of according to subsection 205.03.P.

Measurement and Payment

The completed work, as described herein, will be measured and paid for at the contract unit price using the following pay item:

Pay Item	Pay Unit
Curb and Gutter, Rem, Modified	Foot

The limits of **Curb and Gutter, Rem, Modified** will be as noted on the plans or as directed by the Engineer. Measurements will be made along the center of the existing gutter pan prior to removal. The unit price includes all labor, equipment and materials to sawcut, remove and dispose of the existing curb and gutter, gutter pan HMA, and adjacent pavement.

CITY OF POTTERVILLE

SPECIAL PROVISION
FOR
SIDEWALK GRADING

WIGHTMAN/SAL

1 of 2

12/22/2023

Description

This work consists of preparing grade for a concrete sidewalk in accordance with Section 806 of the MDOT 2020 Standard Specifications for Construction except as herein noted.

Materials

Provide material in accordance with the following sections:

Granular Material Class II..... 902

Construction Methods

Remove existing topsoil to the required depth and width from designated areas before excavating or placing embankment. Topsoil may be salvaged in accordance with the Slope Restoration, Non Freeway special provision.

Remove existing subgrade material to the required depth and width. Where the existing material appears to meet the requirements of subsection 301.02, excavate the grade to top of subbase rather than to the bottom of subbase. The Engineer will then determine whether the existing material meets subbase requirements. Shape material meeting subbase requirements to the top of subbase grade and compact to at least 95% of its maximum unit weight and to a depth of at least 6 inches. Excavate material not meeting subbase requirements to the bottom of subbase.

Maintain the moisture content of the subgrade to provide stable support. Aerate, water, and compact to provide support, as approved by the Engineer. Maintain the grade in a smooth and compacted condition until the sand subbase has been placed. Repair any rutting or other disturbance caused by the Contractor's operations prior to placing the sand subbase.

Provide and spread subbase material evenly and compact to at least 95% of the maximum unit weight, at a less-than-optimum moisture content, for its entire thickness. Construct the subbase to plan grade within a tolerance of 3/4 inch. Maintain the grade in a smooth and compacted condition until the concrete sidewalk has been placed. Repair any rutting or other disturbance caused by the Contractor's operations prior to placing the concrete sidewalk.

Dispose of excess material in accordance with subsection 201.03.A.4.

Use granular material for additional embankment.

Blade or place embankment material against the exposed edge of the concrete sidewalk. Leave the sidewalk surface free draining. Restore the disturbed area in accordance with the Slope Restoration, Non Freeway special provision.

Measurement and Payment

The completed work, as described herein, will be measured and paid for at the contract unit price using the following pay item:

Pay Item	Pay Unit
Sidewalk Grading	Foot

The Engineer will measure **Sidewalk Grading** in place along the centerline of the sidewalk and within the limits shown on the plans. The unit price for **Sidewalk Grading** includes the cost of the following:

1. Excavation;
2. Compacting the grade;
3. Providing and compacting the subbase;
4. Providing and compacting embankment;
5. Fine grading of constructed grades; and
6. Required brushing, tree trimming, and removing and disposing of excess material.

CITY OF POTTERVILLE

SPECIAL PROVISION
FOR
SIGN, RELOCATE

WIGHTMAN/SAL

1 of 1

12/05/2023

Description

This work consists of removing, salvaging, and erecting signs and supports as shown on the plans or as directed by the Engineer in accordance with Section 810 of the MDOT 2020 Standard Specifications for Construction except as herein noted.

Materials

None specified.

Construction Methods

Perform work in accordance with subsections 810.03.U, 810.03.V, and 810.03.W of the Standard Specification except as noted below.

Remove the existing signs and supports as shown on the plans or as directed by the Engineer. Salvage signs, supports, and hardware. Erect salvaged signs on new sign supports or existing sign supports as shown on the plans or as directed by the Engineer. Care shall be taken to preserve the integrity of the signs, supports, and hardware. Salvaged signs, supports, or hardware that are damaged during the Contractor's operations shall be replaced at the Contractor's expense.

Measurement and Payment

The completed work, as described herein, will be measured and paid for at the contract unit price using the following pay item:

Pay Item	Pay Unit
Sign, Relocate	Each

The unit price for **Sign, Relocate** includes removal, the cost of storing signs after removal and loading, transporting, unloading, and erecting the salvaged sign on a new sign support or existing sign support, as shown on the plans or as directed by the Engineer, and attaching devices, and hardware, including brackets.

MICHIGAN
DEPARTMENT OF TRANSPORTATION

SPECIAL PROVISION
FOR
TEMPORARY PEDESTRIAN TYPE II BARRICADE

COS:CRB

1 of 2

APPR:CAL:CT:03-01-21
APPR:FHWA:03-08-21

a. Description. This work consists of delivering, installing, maintaining, relocating, and removing a temporary pedestrian Type II barricade section as identified in the proposal or on the plans. Use temporary pedestrian Type II barricades to close non-motorized facilities including sidewalks, bicycle paths, pedestrian paths, and shared use paths that are not part of the roadway. One pedestrian Type II barricade is defined as a barricade section at least 43 inches wide, including all supports, ballast, and hardware.

b. Materials. Provide a temporary pedestrian Type II barricade that meets the requirements of *National Cooperative Highway Research Program Report 350 (NCHRP 350)* or *Manual for Assessing Safety Hardware (MASH)*, in addition to meeting the following requirements:

1. Provide barricade sections at least 43 inches wide, designed to interconnect to ensure a continuous accessible tactile barrier. Ensure the connection includes provisions to accommodate non-linear alignment as well as variations in elevation at the installation area.

2. Ensure the top surface of the barricade is designed to function as a hand-trailing edge and has a height between 32 and 38 inches. Ensure the lower edge of the barricade is no more than 2 inches above the surface of the non-motorized facility. Ensure the top edge of the bottom rail of the barricade is a minimum of 8 inches above the surface of the non-motorized facility. The barricade may have a solid continuous face. Finally, all features on the front face of the barricade (the face in contact with pedestrians) must share a common vertical plane.

3. Equip both sides of the barricade with bands of alternating 6-inch wide orange and white vertical stripes of reflective sheeting. Two bands of sheeting 6 inches tall and a minimum of 36 inches long containing at least two orange and two white stripes each are required. One band placed near the top and one near the bottom if the barricade section has a solid face. If the barricade consists of two rails, affix one band of sheeting to each rail. Ensure the stripes of reflective sheeting are aligned vertically. Ensure this sheeting meets or exceeds the requirements of *ASTM D4956, Type IV* sheeting.

c. Construction. Construct the temporary pedestrian Type II barricade in accordance with the manufacturer's recommendations, MMUTCD, the plans, and the following requirements:

1. Install the barricade as shown on the plans and as directed by the Engineer. Interconnect all barricade sections using hinge components, if necessary, to ensure a continuous detectable edge for the entire installation. Ensure the barricade is ballasted in accordance with the manufacturer's recommendations to ensure stability during wind events and contact with pedestrians.

2. When the barricade is installed near motor vehicle traffic, ensure reflective sheeting is visible to motorists.

3. When temporary pedestrian Type II barricades are used to close a non-motorized facility, ensure a sufficient number of barricade sections are used to block the entire width of the facility. The barricade may extend outside the edge of the non-motorized facility but must not be less than the full width of the facility.

4. If sections of multiple-colored barriers are used (i.e. safety orange and white) install the sections such that the colors alternate to increase conspicuity.

5. Ensure temporary pedestrian Type II barricades are not used to close a motor vehicle facility. Ensure these barricades are not used to guide pedestrian traffic on a motor vehicle facility in the presence of active traffic. This prohibition includes bicycle/shared use lanes or shoulders in the presence of active traffic.

d. Measurement and Payment. The completed work, as described, will be measured and paid for at the contract unit price using the following pay item:

Pay Item	Pay Unit
Pedestrian Type II Barricade, Temp	Each

Pedestrian Type II Barricade, Temp, includes delivering, installing, maintaining, relocating, and removing one barricade section that is at least 43 inches wide. Additional payment will not be made if wider sections are provided. Payment will be made on delivery for the quantity delivered to the project site, up to planned quantity. Any amount delivered exceeding plan quantity will not be paid unless approved by the Engineer. This includes all rails, supports, ballast, hinge points, reflective sheeting, and miscellaneous hardware needed to install and maintain a barricade section.

MICHIGAN
DEPARTMENT OF TRANSPORTATION

SPECIAL PROVISION
FOR
SLOPE RESTORATION, NON-FREEWAY

RSD:NJM

1 of 5

APPR:DMG:JJG:11-30-23

a. Description. This work consists of preparing all lawns and slopes on non-freeway projects designated for slope restoration on the plans or as directed by the Engineer and applying topsoil, fertilizer, seed, mulch with mulch anchor, mulch blanket, high velocity mulch blanket, permanent turf reinforcement mat (TRM), bonded fiber matrix (BFM), or modified mulch blanket to those areas. Ensure turf establishment is in accordance with section 816 and 917 of the Standard Specifications for Construction and Standard Plan R-100 Series, except as modified herein or otherwise directed by the Engineer.

b. Materials. The materials, application rates, and construction methods specified in sections 816 and 917 of the Standard Specifications for Construction apply unless modified by this special provision or otherwise directed by the Engineer. Furnish the following materials on this project:

1. Seeding mixture as called for on the plans.
2. Chemical fertilizer nutrient, Class A.
3. Topsoil. The following percentages of furnished and salvaged topsoil are estimated for this project and provided for informational purposes only.

Topsoil Furnished: 50 percent

Topsoil Salvaged: 50 percent

4. Mulching material.
5. Permanent Turf Reinforcement Mat (TRM) for Slope Restoration, Non-Freeway, Type D, must be 100 percent synthetic and consist of 100 percent ultraviolet (UV) stabilized polyolefin fibers sewn between two layers of UV stabilized polypropylene netting with polyolefin thread. The TRM must meet the following "minimum average roll value" requirements:

<u>Property</u>	<u>Test Method</u>	<u>Requirement</u>
Mass/Unit Area	ASTM D6566	10 oz/syd
UV Stability @ 1000 hrs	ASTM D4355/D4355M	80 percent
Tensile Strength (MD)	ASTM D6818	165 lbs/ft

Acceptance. Supply a general certification for the permanent TRM from one of the following manufacturers or approved equal:

Recyclex TRM	American Excelsior Co., Arlington, TX	(800) 777-7645
P300 TRM	North American Green, Poseyville, IN	(800) 772-2040

Landlok 450 TRM	Propex, Inc., Chattanooga, TN	(800) 621-1273
Excel PP5-10 TRM	Western Excelsior, Evansville, IN	(866) 540-9810
Vmax P550 TRM	North American Green, Poseyville, IN	(800) 772-2040

6. Bonded Fiber Matrix (BFM) for use in Slope Restoration, Non-Freeway, Type E. Furnish a product from the list below or an approved equal.

Soil Guard	Mat Inc., Floodwood, MN	(888) 477-3028
HydroStraw BFM	HydroStraw, LLC, Rockford, WA	(800) 545-1755
HydraMax	North American Green, Poseyville, IN	(800) 772-2040
Bindex BFM	American Excelsior Co., Arlington, TX	(800) 777-7645
ProMatrix EFM	Profile Products LLC, Buffalo Grove, IN	(800) 508-8681

If multiple grades of the selected product are available, use the grade appropriate for the application as approved by the Engineer.

Approved equal BFMs must consist of long strand, virgin wood fibers (90 percent by weight) bound together by a pre-blended, high-strength polymer adhesive (10 percent by weight). The virgin wood fibers will be thermally refined from clean whole wood chips. Ensure the organic binders are a high-viscosity colloidal polysaccharide tackifier with activating agents to render the resulting matrix insoluble upon drying.

7. Modified Mulch Blanket. Where modified mulch blanket is required, furnish an excelsior mulch blanket free of chemical additives. Ensure the netting thread is 100 percent biodegradable and manufactured with non-plastic materials such as jute, sisal, or coir fiber. Degradable, photodegradable, UV-degradable, oxo-degradable, or oxo-biodegradable plastic netting including polypropylene, nylon, polyethylene, and polyester is not an acceptable alternative. All netting materials must have a loose weave design with movable junctions between the machine and cross-machine direction twines that move independently and reduce the potential for wildlife entanglement.

For Slope Restoration, Non-Freeway, Type F, furnish a single net modified mulch blanket from the list below or an approved equal.

Premier Straw Single Net FibreNet	American Excelsior Co.	(800) 777-7645
Curlex NetFree 100% Biodegradable	American Excelsior Co.	(800) 777-7645
ECS-1B Biodegradable Single Straw	East Coast Erosion Control	(800) 582-4005
S1000BD Single Net	Enviroscape ECM, Ltd.	(888) 550-1999
Excel SR-1 All Natural	Western Excelsior Corp.	(866) 540-9810
S75BN	Western Excelsior Corp.	(866) 540-9810

For Slope Restoration, Non-Freeway, Type G, furnish a double net modified mulch blanket from the list below or an approved equal.

Premier Straw Double Net FibreNet	American Excelsior Co.	(800) 777-7645
Curlex II FibreNet	American Excelsior Co.	(800) 777-7645
ECX-2B Double Net Biodegradable	East Coast Erosion Control	(800) 582-4005
S2000BD Double Net	Enviroscape ECM, Ltd.	(888) 550-1999
Excel R-2 All Natural	Western Excelsior Corp.	(866) 540-9810
Excel SS-2 All Natural	Western Excelsior Corp.	(866) 540-9810
S150BN	Western Excelsior Corp.	(866) 540-9810

c. Construction. Ensure construction methods are in accordance with subsection 816.03 of the Standard Specifications for Construction. Begin this work as soon as possible after final grading of the areas designated for slope restoration but no later than the maximum time frames specified in subsection 208.03 of the Standard Specifications for Construction. It may be necessary, as directed by the Engineer, to place materials by hand.

Shape, compact, and ensure all areas to be seeded are weed-free prior to placing topsoil. Place topsoil to the minimum depth as detailed herein and in accordance with the plans and standard specifications to meet proposed finished grade. If the area being restored requires more than the minimum depth of topsoil to meet finished grade, fill this additional depth using topsoil or, at the Contractor's option, embankment. Furnishing and placing this additional material is included in this item of work.

Ensure topsoil is weed and weed seed free and friable prior to placing seed. Remove any stones greater than 1/2-inch in diameter or other debris. Apply seed mixture and fertilizer to prepared soil surface. Incorporate seed into top 1/2-inch of topsoil.

Spread mulch at a rate of two tons per acre. If the Engineer allows dormant seeding spread mulch at a rate of 3 tons per acre. Place mulch anchoring over the mulch at a rate in accordance with subsection 816.03.F of the Standard Specifications for Construction. Place mulch blanket and high-velocity mulch blanket in accordance with subsection 816.03.G of the Standard Specifications for Construction and Standard Plan R-100 Series.

Install areas constructed with the TRM on prepared (seeded) grades as shown on the plans in accordance with the manufacturer's published installation guidelines. Anchor the top edge of the TRM in a minimum six-inch deep trench. Operation of equipment on the slope is prohibited after placement of the TRM. No credit for splices, overlaps, tucks, or wasted material will be made.

Mix the BFM and organic binders thoroughly at a rate of 40 pounds for each 100 gallons of water or as otherwise recommended by the manufacturer. Hydraulically apply the BFM slurry in successive layers, from two or more directions, to fully cover 100 percent of the soil surface. Ensure the minimum application rate is at least 3000 pounds of BFM for each acre or otherwise apply in accordance with the manufacturer's recommendations as appropriate depending on site conditions.

Do not apply BFM on saturated soils or immediately before, during, or after rainfall.

Install modified mulch blanket in accordance with the manufacturer's published guidelines and as directed by the Engineer.

If an area washes out after this work has been properly completed and approved by the Engineer, make the required corrections to prevent future washouts and replace the topsoil, fertilizer, seed, and mulch treatment. This replacement will be paid for as additional work using the applicable pay items.

If an area washes out for reasons attributable to the Contractor's activity or failure to take proper precautions, replacement will be at no cost to the contract.

The Engineer will inspect the seeded turf to ensure it is well-established, in a vigorous growing condition, and contains the species called for in the seeding mixture.

If the seeded turf is not well-established at the end of the first growing season, the Contractor is responsible to re-seed until the turf is well established and approved by the Engineer at no cost to the contract.

Provide weed control, if weeds are determined by the Engineer to cover more than 10 percent of the total area of slope restoration, in accordance with subsection 816.03.I of the Standard Specifications for Construction. Weed control will be at no additional cost to the contract.

d. Measurement and Payment. The completed work, as described, will be measured and paid for at the contract unit price using the following pay items:

Pay Item	Pay Unit
Slope Restoration, Non-Freeway, Type ___	Square Yard

1. Place **Slope Restoration, Non-Freeway, Type A** in all areas not described in the other types of slope restoration and will be measured by area in square yards in place. **Slope Restoration, Non-Freeway, Type A** includes installing Topsoil Surface, Furn, LM or Topsoil Surface, Salv, 4 inch; Fertilizer, Chemical Nutrient, Class A; seeding mixture; Mulch; and Mulch Anchoring.

2. Place **Slope Restoration, Non-Freeway, Type B** parallel (8 feet minimum) to the edge of the roadway in areas that have a 1 on 3 slope or less, in any ditch with a grade less than 1.5 percent, as shown on the plans, or as directed by the Engineer. **Slope Restoration, Non-Freeway, Type B** will be measured by area in square yards in place. **Slope Restoration, Non-Freeway, Type B** includes installing Topsoil Surface, Furn, LM or Topsoil Surface, Salv, 4 inch; Fertilizer, Chemical Nutrient, Class A; seeding mixture; and Mulch Blanket.

3. Place **Slope Restoration, Non-Freeway, Type C** in areas that have a 1 on 2 slope, any ditch with a grade of 1.5 percent to 3 percent as shown on the plans, or as directed by the Engineer. **Slope Restoration, Non-Freeway, Type C** will be measured by area in square yards in place. **Slope Restoration, Non-Freeway, Type C** includes installing Topsoil Surface, Furn, LM or Topsoil Surface, Salv, 4 inch; Fertilizer, Chemical Nutrient, Class A; seeding mixture; and Mulch Blanket, High Velocity.

4. Place **Slope Restoration, Non-Freeway, Type D** in areas that have a slope steeper than 1 on 2, any ditch with a grade steeper than 3 percent as shown on the plans, or as directed by the Engineer. **Slope Restoration, Non-Freeway, Type D** will be measured by area in square yards in place. **Slope Restoration, Non-Freeway, Type D** includes installing Topsoil Surface, Furn, LM or Topsoil Surface, Salv, 4 inch; Fertilizer, Chemical Nutrient, Class A; seeding mixture; and Turf Reinforcement Mat.

5. Place **Slope Restoration, Non-Freeway, Type E** as shown on the plans, or as directed by the Engineer and measured by area in square yards in place. **Slope Restoration, Non-Freeway, Type E** includes installing Topsoil Surface, Furn, LM or Topsoil Surface, Salv, 4 inch; Fertilizer, Chemical Nutrient, Class A; seeding mixture; and Bonded Fiber Matrix.

6. Place **Slope Restoration, Non-Freeway, Type F** parallel (8 feet minimum) to the edge of the roadway, in areas that have a 1 on 3 slope or less, and in any ditch with a grade

less than 1.5 percent. **Slope Restoration, Non-Freeway, Type F** includes installing Topsoil Surface, Furn, LM or Topsoil Surface, Salv, 4 inch; Fertilizer, Chemical Nutrient, Class A; seeding mixture; and single net modified Mulch Blanket.

7. Place **Slope Restoration, Non-Freeway, Type G** in areas that have a 1 on 2 slope and in any ditch with a grade of 1.5 percent to 3 percent. **Slope Restoration, Non-Freeway, Type G** includes installing Topsoil Surface, Furn, LM or Topsoil Surface, Salv, 4 inch; Fertilizer, Chemical Nutrient, Class A; seeding mixture; and double net modified Mulch Blanket.

PART 7

CONTRACT

City of Potterville

Lansing Road Sidewalk – Phase III Project

THIS CONTRACT made the ____ day of _____, 2024, by and between _____ hereinafter called the "CONTRACTOR", and the City of Potterville hereinafter called the "OWNER".

WITNESSETH, THAT the CONTRACTOR and the OWNER for the consideration stated herein agree as follows:

ARTICLE 1 - SCOPE OF WORK

The CONTRACTOR shall perform everything to be performed and shall provide and furnish all of the labor, materials, necessary tools, expendable equipment and all utility and transportation services required to perform and complete in a workmanlike manner all the work required for the construction of all items described for a total contract amount of \$ _____ all in strict accordance with the Plans and Specifications, including any and all addenda, prepared by Wightman, acting and in these Contract Documents referred to as the ENGINEER, which plans and specifications are made a part of this Contract, and in strict compliance with the CONTRACTOR'S proposal and other Contract Documents herein mentioned which are a part of this Contract; and the CONTRACTOR shall do everything required by this Contract and the other documents constituting a part hereof.

ARTICLE II - COMPENSATION TO BE PAID TO THE CONTRACTOR

In consideration of the completion of the work described herein and in fulfillment of all stipulations of this Contract to the satisfaction and acceptance of the ENGINEER and the OWNER, the OWNER shall pay and the said CONTRACTOR further agrees to receive and accept payment based on the prices bid per unit for material and labor as set forth in the conformed copy of the CONTRACTOR'S proposal (or bid) as filed with the City of Potterville on the ____ day of _____, 2024, as full compensation for furnishing all the equipment and materials and for the costs of all premiums on insurance and bonds and for doing all the work contemplated and specified in this Contract; also for all loss or damage arising out of the nature of the work aforesaid, or from the action of the elements, or from any unforeseen obstruction or difficulties which may be encountered in the prosecution of the same; and for all risks of every description connected with the work; and for well and faithfully completing the work and the whole thereof, in full compliance with the Plans and Specifications and the requirements of the ENGINEER under them.

Payments are to be made to the CONTRACTOR in accordance with and subject to the provisions embodied in the Contract Documents hereto attached.

City of Potterville
LANSING ROAD SIDEWALK – PHASE III PROJECT

ARTICLE III - COMPONENT PARTS OF THIS CONTRACT

This Contract consists of the following component parts, all of which are as fully a part of this Contract as if herein set out verbatim, or, if not attached, as if hereto attached.

1. Advertisement for Bids
2. Instruction to Bidders
3. General Conditions
4. Plans
5. Specifications
6. Contract (this Document)
7. Contractor's Proposal (of Bid)
8. Addenda Nos. _____
9. Performance Bond

In the event that any provision in any of the above component parts of this Contract conflicts with any provision in any other of the component parts, the provision in the component part first enumerated above shall govern over any other component part which follows it numerically, except as may be otherwise specifically stated.

IN WITNESS WHEREOF, the parties hereto have caused this instrument to be executed in 3 original counterparts the day and year first above written.

(SEAL)

Contractor

Attest:

By: _____

Title

Title

(SEAL)

Owner

Attest:

By: _____

Title

Title

INSTRUCTIONS FOR EXECUTING CONTRACT

If the CONTRACTOR be a corporation, the following certificate should be executed:

I, _____, certify that I am the _____ of the Corporation named as CONTRACTOR herein above; that _____ who signed the foregoing Contract on behalf of the CONTRACTOR was then _____ of said Corporation; that said Contract was duly signed for and in behalf of said Corporation by authority of its governing body, and is within the scope of its corporate powers.

Secretary (Signature)

If the Contract be signed by the secretary of the corporation, the above certificate should be executed by some other officer of the corporation, under the corporate seal. In lieu of the foregoing certificate there may be attached to the Contract copies of so much of the records of the corporation as will show the official character and authority of the officers signing, duly certified by the secretary or assistant secretary under the corporate seal to be true copies.

The full name and business address of the CONTRACTOR should be inserted, and the Contract should be signed with his official signature. Please have the name of the signing party or parties typewritten or printed under all signatures of the Contract.

If the CONTRACTOR should be operating as a partnership, each partner should sign the Contract. If the Contract be not signed by each partner, there should be attached to the Contract a duly authenticated power of attorney evidencing the signer's (signers') authority to sign such Contract for and in behalf of the partnership.

If the CONTRACTOR be an individual, the trade name (if the CONTRACTOR be operating under a trade name) should be indicated in the Contract and the Contract should be signed by such individual. If signed by one other than the CONTRACTOR, there should be attached to the Contract a duly authenticated power of attorney evidencing the signer's authority to execute such Contract for and in behalf of the CONTRACTOR.

City of Potterville
LANSING ROAD SIDEWALK – PHASE III PROJECT

PART 8
PROPOSAL

To the Owner: *City of Potterville*
 319 N. Nelson Street
 Potterville, Michigan 48876

Contractor: _____

Contact: _____

Official Address: _____

Phone: _____

Fax: _____

Email: _____

Gentlemen:

The undersigned, having familiarized himself with the local conditions affecting the cost of the work, and with the Contract documents, including the Advertisement for Bids, Instructions to Bidders, General Conditions, Plans, General Specifications, Project Specifications, Contract, Proposal, Performance Bond, and Addenda and exhibits issued and attached to the specifications on file in the office of the ENGINEER, hereby propose to perform everything required to be performed and to provide and furnish all of the labor, materials, necessary tools, expendable equipment, and all utility and transportation services necessary to perform and complete in a workmanlike manner all work required for the construction and completion of this project for the ENGINEER, all in accordance with the above, including Addenda Nos. _____, issued thereto, for the prices, to wit:

(the proposal section follows)

City of Potterville
LANSING ROAD SIDEWALK – PHASE III PROJECT

PROPOSAL BID SHEET

ITEM NO.	EST. QTY.	UNIT	DESCRIPTION	UNIT PRICE	TOTAL PRICE
1	1	LSUM	Mobilization, Max \$10,000		
2	2	Ea	Tree, Rem, 6 inch to 18 inch		
3	35	Syd	Pavt, Rem		
4	40	Syd	Sidewalk, Rem		
5	180	Ft	Curb and Gutter, Rem, Modified		
6	50	Cyd	Subgrade Undercutting, Type II		
7	5	Ea	Erosion Control, Inlet Protection, Fabric Drop		
8	1,000	Ft	Erosion Control, Silt Fence		
9	2	Ea	Dr Structure Cover, Adj, Case 2		
10	5	Ft	Dr Structure, Adj, Add Depth		
11	80	Syd	HMA Surface, Rem		
12	25	Ton	Hand Patching		
13	45	Syd	Conc Base Cse, Nonreinf, 6 inch		
14	40	Syd	Driveway, Nonreinf Conc, 6 inch		
15	300	Ft	Curb, Conc, Det E2		
16	125	Ft	Curb and Gutter, Conc, Det C4		
17	45	Ft	Detectable Warning Surface		
18	55	Ft	Curb Ramp Opening, Conc		
19	6,590	Sft	Sidewalk, Conc, 4 inch		
20	395	Sft	Sidewalk, Conc, 6 inch		
21	375	Sft	Curb Ramp, Conc, 6 inch		
22	1,350	Ft	Sidewalk Grading		
23	1	Ea	Sign, Relocate		
24	220	Ft	Pavt Mrkg, Ovly Cold Plastic, 12 inch, Crosswalk		
25	5	Ea	Pedestrian Type II Barricade, Temp		
26	1	LSUM	Traffic Control		
27	1	Ea	Bench		
28	1	Ea	Trash Receptacle		
29	1,750	Syd	Slope Restoration, Non-Freeway, Type B		
			TOTAL BID ENTERED	\$	

City of Potterville
LANSING ROAD SIDEWALK – PHASE III PROJECT

Accompanying this Proposal is a (Bid Bond, Certified Check, Bank Draft) in the amount of Five Percent (5%) payable to the _____ required by the Advertisement for Bids.

In submitting this bid, it is understood that the right is reserved for the ENGINEER to reject any and all bids. It is agreed that this bid may not be withdrawn for a period of ninety (90) days from the opening thereof.

If awarded a Contract, the undersigned agrees to begin work within 10 days of the effective date of Contract or a date agreed upon with the OWNER and further agrees to proceed with all possible dispatch, and fully complete the work as detailed in the Progress Schedule.

DATE

FIRM NAME

OFFICIAL ADDRESS:

BY:

(Note: Bidders should not add any conditions or qualifying statements to the bid as otherwise the bid may be declared irregular as being not responsive to the Advertisement for Bids.)

PART 9

PERFORMANCE BOND AND LABOR AND MATERIALS BOND

All bonds shall be deemed to incorporate all requirements for public payment and performance bonds under the statues of Michigan, including Act 213 of the Public Acts of Michigan, 1963, to the extent applicable, and the sureties shall be included in the United States Treasury's Listing of Approved Sureties (Circular 570).

INSTRUCTION FOR EXECUTION OF BONDS

The penal amount of the Performance Bond and the Labor and Materials Bond for a unit price Contract shall be the summation of the correct and checked extension of the unit prices with the estimated number of units.

The form of bond attached hereto shall be used for each Contract. This form contemplates one corporate surety only. In case co-sureties will be furnished, proper forms therefore shall be obtained.

If the principal is an individual, his full legal name and residence shall be inserted in the body thereof, and he shall sign the Bond with his usual signature in the line opposite the scroll seal.

If the principals are partners, their individual names shall appear in the body of the Bond, with the recital that they are partners composing a firm, naming it.

If the principal is a corporation, the name of the State in which incorporated shall be inserted in the appropriate place in the body of the Bond and said instrument shall be executed and attested under the corporate seal, the face shall be stated, in which case a scroll or adhesive seal shall appear following the corporate name. This also applies to execution by the surety.

The date of the Bond must not be prior to the date of the Contract for which it is given.

A power of attorney authorizing the execution of the Bond by an attorney-in-fact, or agent, shall be attached to the executed counterpart of the bond. If the Bond is executed by an out-of-state agent, the executed counterpart of the Bond shall be countersigned by a licensed resident agent.

City of Potterville
LANSING ROAD SIDEWALK – PHASE III PROJECT

PERFORMANCE BOND

KNOW ALL MEN BY THESE PRESENTS, that we, _____, as principal, and the _____.

a corporation and authorized to transact business in the State of _____ as surety, are held and firmly bound unto the _____ as obliges, in the penal sum of _____ Dollars (\$) lawful money of the United States of America, for the payment of which, well and truly to be made, we bind ourselves, our heirs, executors, administrators, successors and assigns, jointly and severally, firmly by these presents.

SIGNED, sealed and dated this _____ day of _____ A.D., 20__.

WHEREAS, the above bounden Principal entered into a certain written Contract with the above named obligee, dated that _____ day of _____, A.D., 20__ for the construction of _____
(description of work)

which Contract is hereby referred to and made a part hereof as fully and to the same extent as if copies at length herein.

NOW, THEREFORE, THE CONDITION OF THE ABOVE OBLIGATION IS SUCH, that if the above bounden principal shall well and truly keep, do and perform, each and every, all and singular the matter and things in said Contract set fourth and specified to be by the said Principal kept, done and performed at the time and in the manner in said Contract specified, and shall pay over, make good and reimburse to the above named obliges, all loss and damage which said Obligee may sustain by reason of failure or default on the part of said Principal, then this obligation shall be void; otherwise, to be and remain in full force and effect.

Witness:

By: _____
Attorney-in-fact

City of Potterville
LANSING ROAD SIDEWALK – PHASE III PROJECT

LABOR AND MATERIALS BOND

KNOW ALL MEN BY THESE PRESENTS, that we, _____ of the _____ and State of _____, as principal, and the _____ as surety, are held and firmly bound unto the _____ as obliges, in the sum of _____ Dollars (\$) (_____) lawful money of the United States of America for the payment of which, well and truly to be made, we bind ourselves, our heirs, executors, administrators, successors and assigns, jointly and severally, firmly by these presents.

SEALED WITH OUR SEALS and dated this _____ day of _____ A.D., 20__.

WHEREAS, the above bounden Principal entered into a certain written Contract with the above named obligee, dated that _____ day of _____, A.D., 20__ for the construction of _____
(description of work)

which Contract shall be deemed a part hereof as if set out herein.

AND WHEREAS, this Bond is given in compliance with and subject to the provisions of Act No. 213 of the Public Acts of Michigan, for the 1963.

NOW, THE CONDITION OF THIS OBLIGATION IS SUCH THAT, if the said _____ CONTRACTOR, shall make payment as the same may become due and payable of all indebtedness which may arise from said CONTRACTOR to a subcontractor or party performing labor or furnishing materials or supplies or any subcontractor to any person, firm or corporation on account of labor performed or materials or supplies furnished in the erection, repairing or ornamentation of such building improvement or works, then this obligation shall be void, otherwise the same shall be in full force and effect.

(SEAL)

ATTEST:

Principal

Agent

By: _____
Attorney-in-fact



ALLEGAN

▲ 1670 LINCOLN RD. (M-40)
ALLEGAN, MI 49010
○ 269.673.8465

BENTON HARBOR

▲ 2303 PIPESTONE RD.
BENTON HARBOR, MI 49022
○ 269.927.0100

KALAMAZOO

▲ 433 E. RANSOM ST.
KALAMAZOO, MI 49007
○ 269.327.3532

ROYAL OAK

▲ 306 S. WASHINGTON AVE., SUITE 200
ROYAL OAK, MI 48067
○ 248.791.1371

PROJECT NOTES

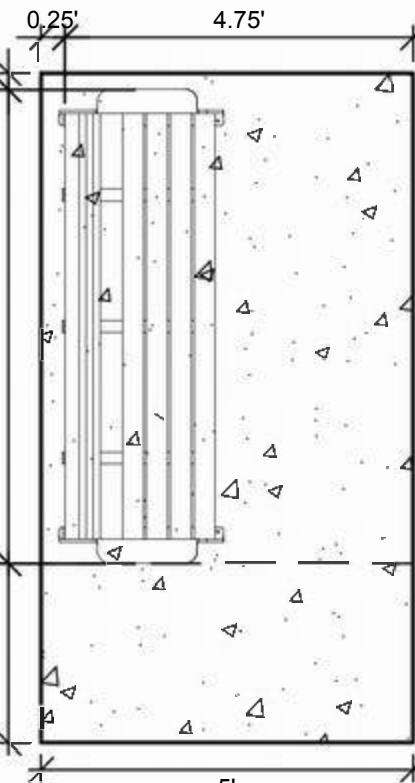
- ALL WORK SHALL CONFORM TO ALL LOCAL, STATE AND FEDERAL LAWS, RULES AND REGULATIONS IN FORCE AT THE TIME OF CONSTRUCTION.
- THE CONTRACTOR SHALL LOCATE ALL ACTIVE UNDERGROUND UTILITIES PRIOR TO STARTING WORK AND SHALL CONDUCT HIS OPERATIONS IN A MANNER AS TO ENSURE THAT THOSE UTILITIES NOT REQUIRING RELOCATION WILL NOT BE DISTURBED.
- THE CONTRACTOR SHALL BE RESPONSIBLE FOR CONTACTING THE CITY OF POTTERTVILLE TO NOTIFY THEM THAT WORK IS COMMENCING.
- COMPACTION OF ANY FILL BY FLOODING IS NOT ACCEPTABLE. THIS METHOD WILL GENERALLY NOT ACHIEVE THE DESIRED COMPACTION, AND THE LARGE QUANTITIES OF WATER WILL TEND TO SOFTEN THE FOUNDATION SOILS.
- ALL FILL FOR THIS PROJECT MUST BE OBTAINED AND FURNISHED BY THE CONTRACTOR. ALL REQUIRED FILL SHALL BE SELECTED EXCAVATED MATERIAL FROM THE SITE APPROVED BY THE ENGINEER, OR MDOT CLASS II GRANULAR MATERIAL FROM BORROW. EXCESS FILL SHALL BE REMOVED FROM SITE BY THE CONTRACTOR. NOTE: NO BORROW OR SOIL REMOVAL ARRANGEMENTS HAVE BEEN PREARRANGED FOR THIS PROJECT, AND SHALL BE THE TOTAL RESPONSIBILITY OF THE CONTRACTOR.
- THE CONTRACTOR IS RESPONSIBLE FOR MAINTAINING EXISTING DRAINAGE PATTERNS, AND SHALL RESOLVE ANY DRAINAGE PROBLEMS ON ADJACENT PROPERTIES WHICH MAY RESULT FROM THE CONTRACTOR'S ACTIVITIES.
- DATUM REFERS TO NAVD88 DATUM.
- SPOT ELEVATIONS WITHIN VICINITY OF PROPOSED CONCRETE CURB AND GUTTER REFER TO EDGE OF METAL ELEVATIONS. PITCH PAVEMENT/CONCRETE GUTTERS UNIFORMLY BETWEEN PROPOSED SPOT ELEVATIONS.
- ALL SCALES FOR DRAWINGS AND DETAILS ARE BASED ON 24"X36" PRINTED PLANS. DIMENSIONS TAKE PRECEDENCE OVER SCALE. CONTRACTOR TO VERIFY ALL DIMENSIONS IN FIELD.
- ALL RADII FOR CURB AND GUTTER ARE DIMENSIONED TO THE BACK OF THE CURB.
- TAPER THE CURBS TO ZERO HEIGHT AT SIDEWALKS. SIDEWALK RAMP SHALL BE BARRIER FREE AND CONSTRUCTED IN ACCORDANCE WITH THE MDOT SIDEWALK RAMP AND DETECTABLE WARNING DETAILS (R-28 SERIES). SIDEWALK JOINTS SHALL BE IN ACCORDANCE WITH THE MDOT DRIVEWAY OPENINGS & APPROACHES AND CONCRETE SIDEWALKS (R-29 SERIES) UNLESS NOTED OTHERWISE.
- EXPANSION JOINTS FOR CONCRETE CURB AND GUTTER SHALL BE PLACED AT: CURB CORNERS, BEGINNING AND ENDING OF RADII, ALL CATCH BASINS AND MANHOLES, INTERSECTION OF CURB/SIDEWALK, CURB/RETAINING WALL, CURB/BUILDING, AND EXISTING/NEW CONSTRUCTION, AT LENGTHS OF NOT MORE THAN 120' APART, AND AS SPECIFIED ELSEWHERE.
- THE TACTILE PLATES FOR THE ADA RAMP SHALL BE BLACK IN COLOR TO MATCH EXISTING DETECTABLE WARNING PLATES THROUGHOUT THE CITY. TRUNCATED DOMES SHALL BE TAMPED INTO WET CONCRETE IN ACCORDANCE WITH MDOT AND ADA ACCESSIBILITY GUIDELINES FOR DETECTABLE WARNINGS AND THE MANUFACTURER'S RECOMMENDATIONS FOR INSTALLATION.
- PROPERTY OWNER'S NAMES, WHERE SHOWN, ARE FOR INFORMATION ONLY, AND THEIR ACCURACY IS NOT GUARANTEED.
- IF EXISTING MATERIAL BELOW THE PROPOSED LIMITS OF GRADING DOES NOT APPROXIMATE MDOT CL II GRANULAR MATERIAL, EXCAVATE AND REPLACE THE EXISTING MATERIAL UP TO 6 INCHES AS DIRECT BY THE ENGINEER. PAID FOR AS SUBGRADE UNDERCUTTING, TYPE II.

SOIL EROSION & SEDIMENTATION CONTROL NOTES

- ALL CONSTRUCTION METHODS SHALL BE DONE IN COMPLIANCE WITH THE MICHIGAN SOIL EROSION AND SEDIMENTATION CONTROL ACT. EROSION CONTROL MEASURES SHOWN ON THE PLANS ARE THE MINIMUM REQUIREMENTS AND SHALL NOT RELIEVE THE CONTRACTOR'S RESPONSIBILITY FOR PROVIDING ALL REQUIRED EROSION CONTROL MEASURES.
- INSTALLATION OF SESC MEASURES SHALL BE DONE IN ACCORDANCE WITH THE CURRENT EDITION OF THE MDOT/DTMB SOIL EROSION MANUAL AND CURRENT EDITION OF THE MDOT STANDARD SPECIFICATIONS. REFER TO THE APPROPRIATE MANUAL FOR THE PROPER MAINTENANCE AND INSTALLATION OF SESC MEASURES.
- AVOID UNNECESSARY DISTURBING OR REMOVING OF EXISTING VEGETATED TOPSOIL OR EARTH COVER, THESE COVER AREAS ACT AS SEDIMENT FILTERS.
- ALL TEMPORARY SOIL EROSION PROTECTION SHALL REMAIN IN PLACE UNTIL REMOVAL IS REQUIRED FOR FINAL CLEAN UP AND APPROVAL.
- GEOTEXTILE SILT FENCE SHALL BE INSTALLED AS REQUIRED WHEN CROSSING CREEKS OR WHEN ADJACENT TO WETLANDS OR SURFACE WATER BODIES TO PREVENT SILTATION AND ELSEWHERE AS DIRECTED BY THE ENGINEER. SEEDING AND/OR SODDING SHALL BE INSTALLED ON CREEK BANKS IMMEDIATELY AFTER CONSTRUCTION TO PREVENT EROSION.
- MAINTENANCE, CLEANING, AND REMOVAL OF THE VARIOUS SEDIMENT CONTROL MEASURES SHALL BE INCLUDED IN THE VARIOUS EROSION CONTROL ITEMS.
- ADEQUATE DUST CONTROL MEASURES SHALL BE MAINTAINED BY THE CONTRACTOR AS DIRECTED BY THE ENGINEER IN THE FIELD, TO BE INCLUDED IN THE VARIOUS ITEMS OF WORK.
- ALL CATCH BASINS AND SEDIMENTATION BASINS SHALL BE CLEANED OUT UPON FINAL COMPLETION OF THE PROJECT. COSTS FOR CLEANING SHALL BE INCLUDED IN THE VARIOUS ITEMS OF WORK.
- CONTRACTOR TO OBTAIN SESC PERMIT PRIOR TO BEGINNING ANY WORK ON THE PROJECT.

SITE FURNITURE SCHEDULE

QTY	DESCRIPTION	Color Selection	Company
1	Kensington Park Bench Model Number SKEB-6 / 6' Steel Bench / Steel Slats / Surface Mount	Black Powder Coat	Conceptual Site Furnishings, Inc.
1	JAS Litter Receptacle Model Number SIAR36-T / Steel Litter Receptacle / 36 Gallons / Top Opening / Surface Mount	Black Powder Coat	Conceptual Site Furnishings, Inc.



FIXED BENCH CLEAR AREA
-NOT TO SCALE-

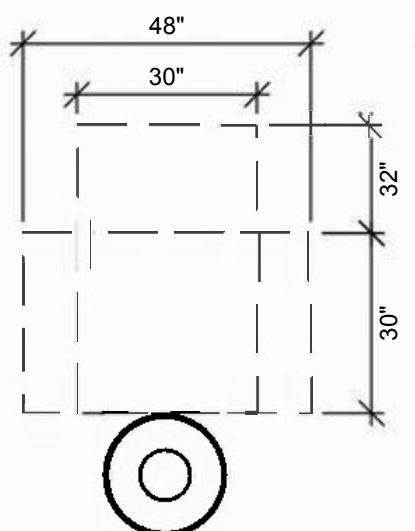
NOTES

THE SURFACE AROUND THE ACCESSIBLE BENCH MUST BE FIRM AND STABLE.

A MINIMUM AREA OF 30" BY 48" MUST BE PROVIDED AT ONE END OF THE FIXED BENCH SO THAT A WHEELCHAIR USER MAY BE SEATED SHOULDER TO SHOULDER WITH AN INDIVIDUAL SEATED ON THE BENCH.

CLEAR SPACES MUST HAVE A SLOPE THAT DOES NOT EXCEED 2% IN ANY DIRECTION.

BENCH CLEAR SPACE MUST NOT ENCRoACH INTO ACCESSIBLE ROUTE.



TRASH RECEPTACLE CLEAR AREA
-NOT TO SCALE-

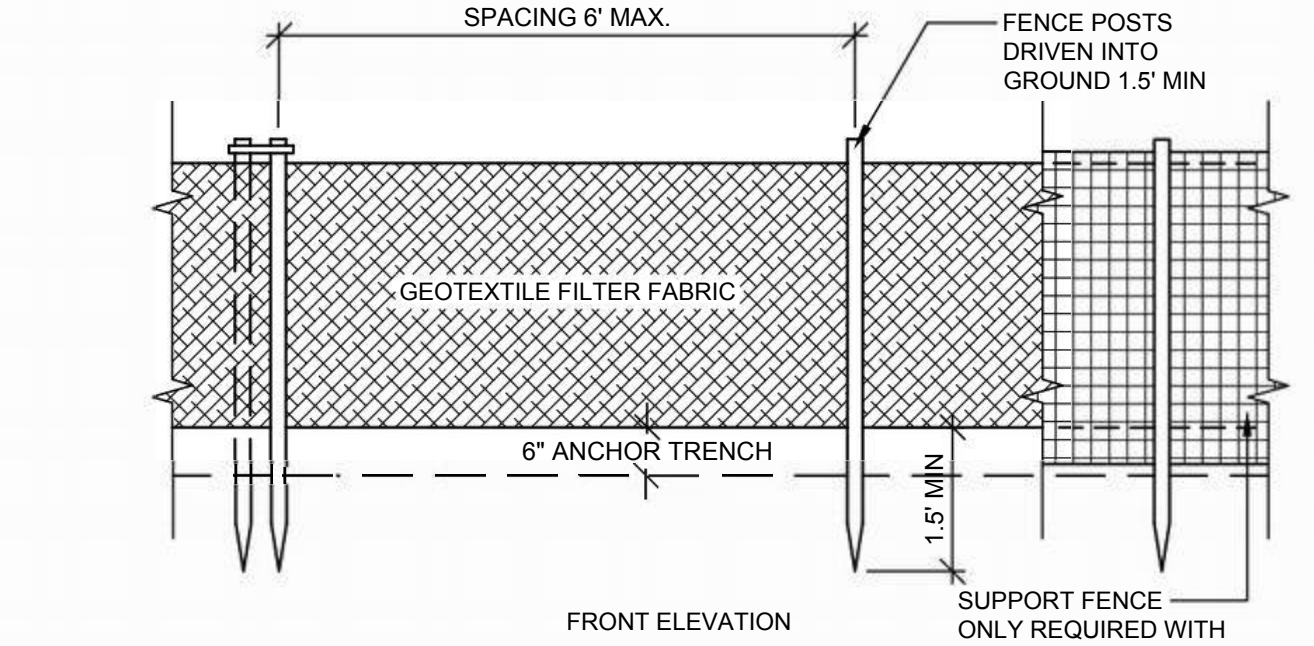
NOTES

THE SURFACE AROUND THE TRASH RECEPTACLE MUST BE FIRM AND STABLE.

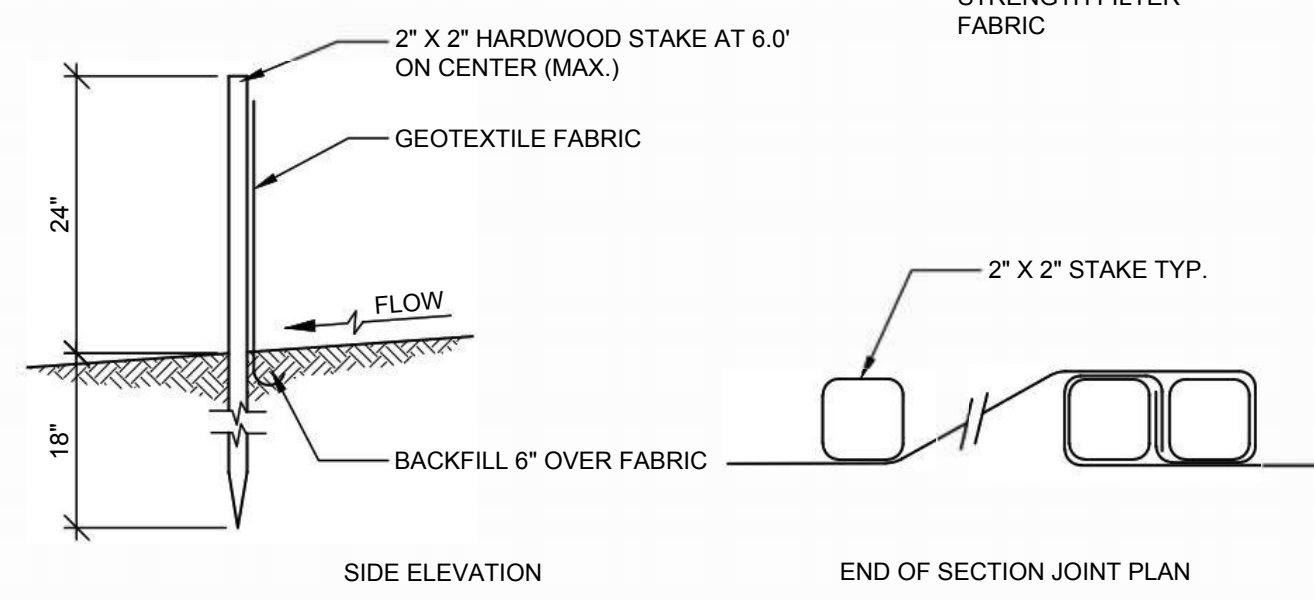
A 30" X 48" MINIMUM CLEAR FLOOR SPACE IN FRONT OF THE TRASH RECEPTACLE MUST BE PROVIDED.

CLEAR SPACES MUST HAVE A SLOPE THAT DOES NOT EXCEED 2% IN ANY DIRECTION.

TRASH RECEPTACLE CLEAR SPACE MUST NOT ENCRoACH INTO ACCESSIBLE ROUTE.



FRONT ELEVATION



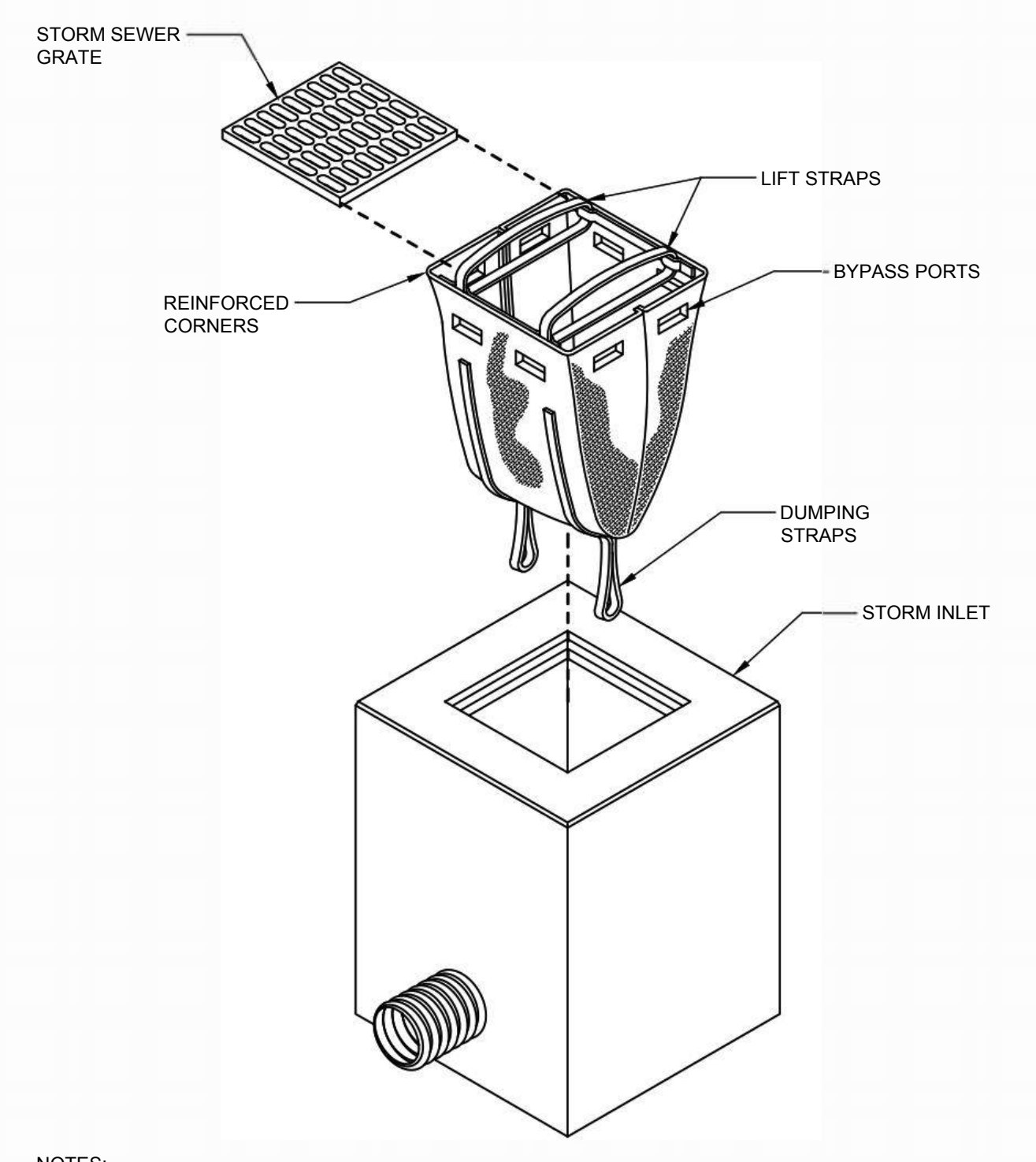
SIDE ELEVATION

END OF SECTION JOINT PLAN

SEDIMENT CONTROL FENCE
SCALE: NONE

SILT FENCE NOTES

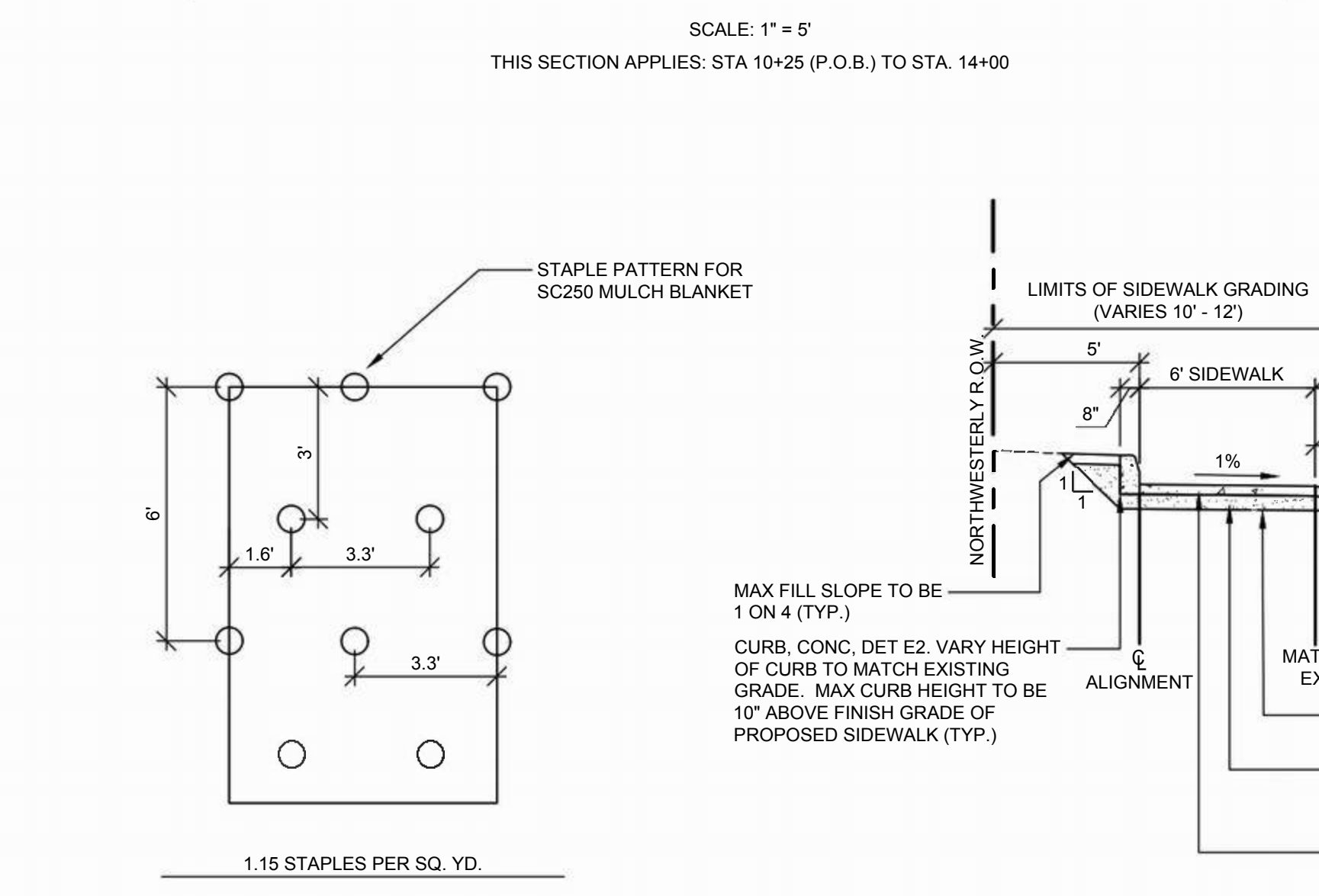
- THE HEIGHT OF SILT FENCE SHALL NOT EXCEED 36 INCHES ABOVE GROUND.
- THE FILTER FABRIC SHALL BE PURCHASED IN A CONTINUOUS ROLL CUT TO THE LENGTH OF THE BARRIER TO AVOID THE USE OF JOINTS. WHEN JOINTS ARE NECESSARY, FILTER CLOTH SHALL BE SPLICED TOGETHER ONLY AT A SUPPORT POST, WITH A MINIMUM OF A 6 INCH OVERLAP, AND SECURELY SEALED.
- POSTS SHALL BE SPACED A MAXIMUM OF 6 FEET APART AT THE BARRIER LOCATION AND DRIVEN SECURELY INTO THE GROUND (MINIMUM OF 18 INCHES).
- A TRENCH SHALL BE EXCAVATED APPROXIMATELY 4-INCHES WIDE AND 4 INCHES DEEP ALONG THE LINE OF POSTS AND UPSLOPE FROM THE BARRIER.
- WHEN STANDARD STRENGTH FILTER FABRIC IS USED, A WIRE MESH SUPPORT FENCE SHALL BE FASTENED SECURELY TO THE UPSLOPE SIDE OF THE POSTS USING HEAVY DUTY WIRE STAPLES AT LEAST 1-INCH LONG, TIE WIRES OR HOG RINGS. THE WIRE SHALL EXTEND INTO THE TRENCH A MINIMUM OF 2-INCHES.
- THE STANDARD STRENGTH FILTER FABRIC SHALL BE STAPLED OR WIRED TO THE FENCE, AND 6-INCHES OF THE FABRIC SHALL BE EXTENDED INTO THE TRENCH.
- FILTER FABRIC SHALL NOT BE STAPLED TO EXISTING TREES.
- WHEN EXTRA STRENGTH FILTER FABRIC IS USED, THE WIRE MESH SUPPORT FENCE MAY BE ELIMINATED. IN SUCH A CASE, THE FILTER FABRIC IS STAPLED OR WIRED DIRECTLY TO THE POSTS.
- THE TRENCH SHALL BE BACKFILLED AND SOIL COMPACTED OVER THE FILTER FABRIC.
- SILT FENCES SHALL BE REMOVED WHEN THEY HAVE SERVED THEIR USEFUL PURPOSE, BUT NOT BEFORE THE UPSLOPE AREA HAS BEEN PERMANENTLY STABILIZED.
- SILT FENCES AND FILTER BARRIERS SHALL BE INSPECTED IMMEDIATELY AFTER EACH RAINFALL AND AT LEAST DAILY DURING PROLONGED RAINFALL. ANY REQUIRED REPAIRS SHALL BE MADE IMMEDIATELY.
- SEDIMENT DEPOSITS SHALL BE REMOVED AFTER EACH STORM EVENT. THEY MUST BE REMOVED WHEN DEPOSITS REACH APPROXIMATELY ONE-HALF THE HEIGHT OF THE BARRIER.
- SEDIMENT DEPOSITS REMAINING IN PLACE AFTER THE SILT FENCE IS NO LONGER REQUIRED SHALL BE DRESSED TO CONFORM WITH THE EXISTING GRADE, PREPARED AND SEEDED.



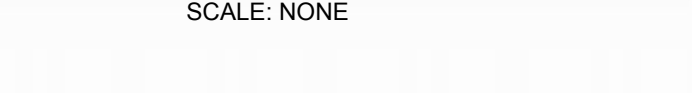
INLET PROTECTION DETAIL
SCALE: NONE

NOTES: REMOVE INLET PROTECTION WHEN THE CONTRIBUTING DRAINAGE AREAS HAVE BEEN STABILIZED.

S NELSON STREET SIDEWALK PROPOSED TYPICAL SECTION




MULCH BLANKET STAPLE PATTERN

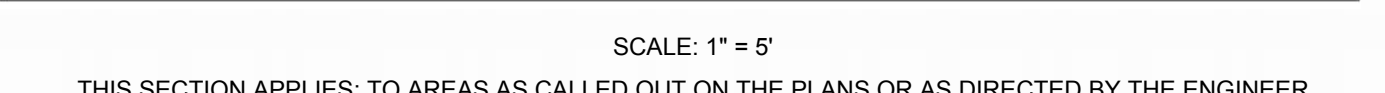


SCALE: NONE

LANSING ROAD SIDEWALK PROPOSED TYPICAL SECTION



LANSING ROAD SIDEWALK PROPOSED TYPICAL SECTION



SCALE: 1" = 5'
THIS SECTION APPLIES: TO AREAS AS CALLED OUT ON THE PLANS OR AS DIRECTED BY THE ENGINEER

DETAIL - SPOT CURB AND GUTTER REPLACEMENT



SCALE: NONE

ITEM	AWI	YIELD	PERFORMANCE GRADE	NOTES
HAND PATCHING (HMA, 5 EL)	260	220#/SYD	P.G. 58 - 28	LEVELING (AS NEEDED)
HAND PATCHING (HMA, 5 EL)	260	220#/SYD	P.G. 58 - 28	TOP
HMA BOND COAT (NOT A PAY ITEM)		0.05 TO 0.15 GAL/SYD	SS - 1h	

HMA APPLICATION TABLE

EXISTING	PROPOSED	
C	C	CABLE
E	E	ELECTRIC LINE (OVERHEAD)
OH	OH	ELECTRIC LINE (OVERHEAD)
FO	FO	FIBER OPTIC LINE
G	G	GAS LINE
T	T	TELEPHONE LINE
F	F	FENCE
FC	FC	FORCEMAIN
GS	GS	GUARDRAIL
SS	SS	SANITARY SEWER
SW	SW	STORM SEWER
WM	WM	WATER MAIN
CL	CL	CENTER LINE
TL	TL	EXISTING TREE LINE
DL	DL	EXISTING DITCH LINE
EL	EL	EASEMENT LINE/GRADING PERMIT
GL	GL	GRADING LIMITS/LIMITS OF DISTURBANCE
PL	PL	PROPERTY LINE
RL	RL	RIGHT-OF-WAY LINE
SL	SL	SECTION LINE
AL	AL	TO BE ABANDONED

EXISTING	PROPOSED	
A	A	ANTENNA
CB	CB	CATCH BASIN
CR	CR	CABLE RISER BOX
CO	CO	CLEAN OUT
CI	CI	CURB INLET
EM	EM	ELECTRIC MANHOLE
EH	EH	FIRE HYDRANT
FI	FI	FOUND IRON PIPE
GA	GA	GAS VALVE
GC	GC	GUY ANCHOR
GP	GP	LIGHT POLE
MB	MB	MAILBOX
MW	MW	MONITORING WELL
PE	PE	POST
SE	SE	SATELLITE DISH
SM	SM	SANITARY MANHOLE
SC	SC	SECTION CORNER
SI	SI	SIGN
PA	PA	PAVEMENT/SOIL BORING
PH	PH	PROPOSED HYDRANT
PV	PV	PROPOSED GATE VALVE & BOX
CO	CO	CLEAN OUT
RD	RD	REDUCER
SM	SM	PROPOSED SANITARY MANHOLE
SM	SM	PROPOSED STORM MANHOLE
SM	SM	STORM MANHOLE
TM	TM	TELEPHONE MANHOLE
TR	TR	TELEPHONE RISER BOX
TP	TP	TURNING POINT/TRAVERSE
UP	UP	UTILITY POLE
V	V	VAULT
WE	WE	WATER ELEVATION
WM	WM	WATER MANHOLE
WM	WM	WATER METER
WV	WV	WATER VALVE
WS	WS	WATER SPIGOT
W	W	WELL

TREE DESIGNATORS



MISCELLANEOUS QUANTITIES

ITEM	QTY.
Mobilization, Max	1 LSUM
Sidewalk, Rem	10 Syd
Curb and Gutter, Rem, Modified	50 Ft
Subgrade Undercutting, Type II	50 Cyd
Erosion Control, Inlet Protection, Fabric Drop	5 Ea
Erosion Control, Silt Fence	1,000 Ft
Dr Structure, Adj, Add Depth	5 Ft
HMA Surface, Rem	15 Syd
Hand Patching	10 Ton
Conc Base Cse, Nonrein, 6 inch	10 Syd
Curb, Conc, Det E2	25 Ft
Curb and Gutter, Conc, Det C4	50 Ft
Sidewalk, Conc, 4 inch	100 Sf
Pedestrian Type II Barricade, Temp	5 Ea
Traffic Control	1 LSUM
Slope Restoration, Non-Freeway, Type B	500 Syd

W+
WIGHTMAN
433 E. RANSOM ST.
KALAMAZOO, MI. 49007
269.327.3532
www.gowightman.com

SAMUEL A. LEATCH
6201068854
PROJECT NAME:
LANSING ROAD SIDEWALK - PHASE III

CITY OF POTTERTVILLE
319 N. NELSON STREET
POTTERTVILLE, MI 48876

03/12/2023 SAL
ISSUED FOR BID

02/12/2023 SAL
ISSUED FOR EATON COUNTY REVIEW

01/12/2023 SAL
ISSUED FOR PRELIMINARY REVIEW

REVISIONS
DATE: DECEMBER, 2023
SCALE: AS NOTED

TYPICAL SECTIONS, NOTES, DETAILS AND MISC. QUANTITIES

JOB No. 234260
C002
OF 6

10+27 BENCHMARK 81.8' - PRESERVE
10+27 POWER POLE 81.8'

10+67 SIGN, COUNTRY MANOR 51.2'
10+76 SIGN, COUNTRY MANOR 53.7'

10+77 SAN MH 6.3' - ADJ. CASE 2

10+88 20" PINE 14.5'

11+86 18" PINE 3.2' - REMOVE

12+45 20" PINE 16.2'

12+54 20" PINE 10.6'

12+56 18" PINE 21.9'

13+41 22" PINE 21.1'

13+49 22" PINE 15.6'

13+75 GUY WIRE 3.1' - RELOCATE BY OTHERS

14+42 SIGN, STREET 12.0'

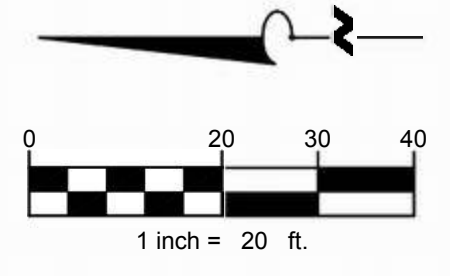
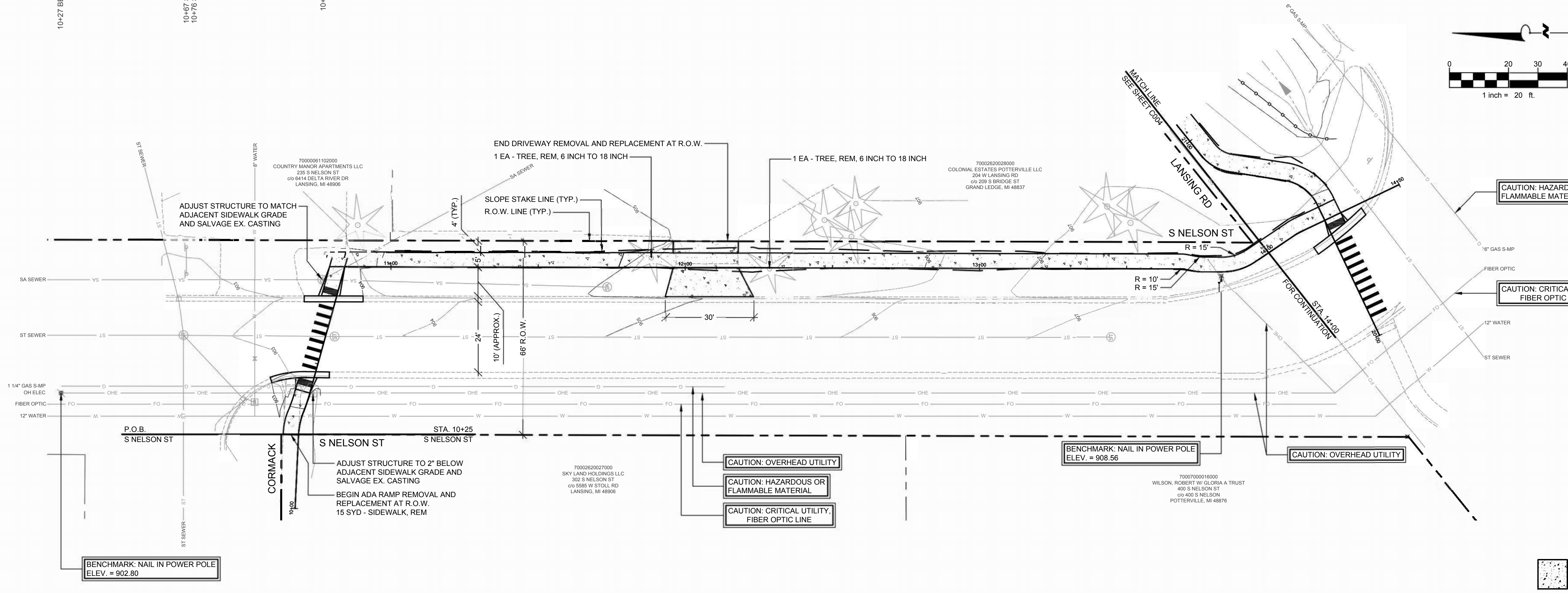
QUANTITIES THIS SHEET

ITEM	QTY.
Tree, Rem, 6 inch to 18 inch	2 Ea
Pavt, Rem	35 Syd
Sidewalk, Rem	15 Syd
Curb and Gutter, Rem, Modified	40 Ft
Dr Structure Cover, Adj, Case 2	2 Ea
HMA Surface, Rem	20 Syd
Hand Patching	2 Ton
Conc Base Cse, Nonreinf, 6 inch	10 Syd
Driveway, Nonreinf Conc, 6 inch	40 Syd
Curb and Gutter, Conc, Det C4	25 Ft
Detectable Warning Surface	10 Ft
Curb Ramp Opening, Conc	15 Ft
Sidewalk, Conc, 4 inch	1,515 Sft
Sidewalk, Conc, 6 inch	125 Sft
Curb Ramp, Conc, 6 inch	100 Sft
Sidewalk Grading	370 Ft
Pavt Mrg, Ovly Cold Plastic, 12 inch, Crosswalk	40 Ft
Slope Restoration, Non-Freeway, Type B	350 Syd

WIGHTMAN
433 E. RANSOM ST.
KALAMAZOO, MI. 49007
269.327.3532
www.gowightman.com

PROJECT NAME:
**LANSING ROAD
SIDEWALK - PHASE
III**
CITY OF
POTTERVILLE
319 N. NELSON STREET
POTTERVILLE, MI 48876

PREPARED BY:
SAMUEL A. LEATCH
6201068854



CAUTION: HAZARDOUS OR FLAMMABLE MATERIAL

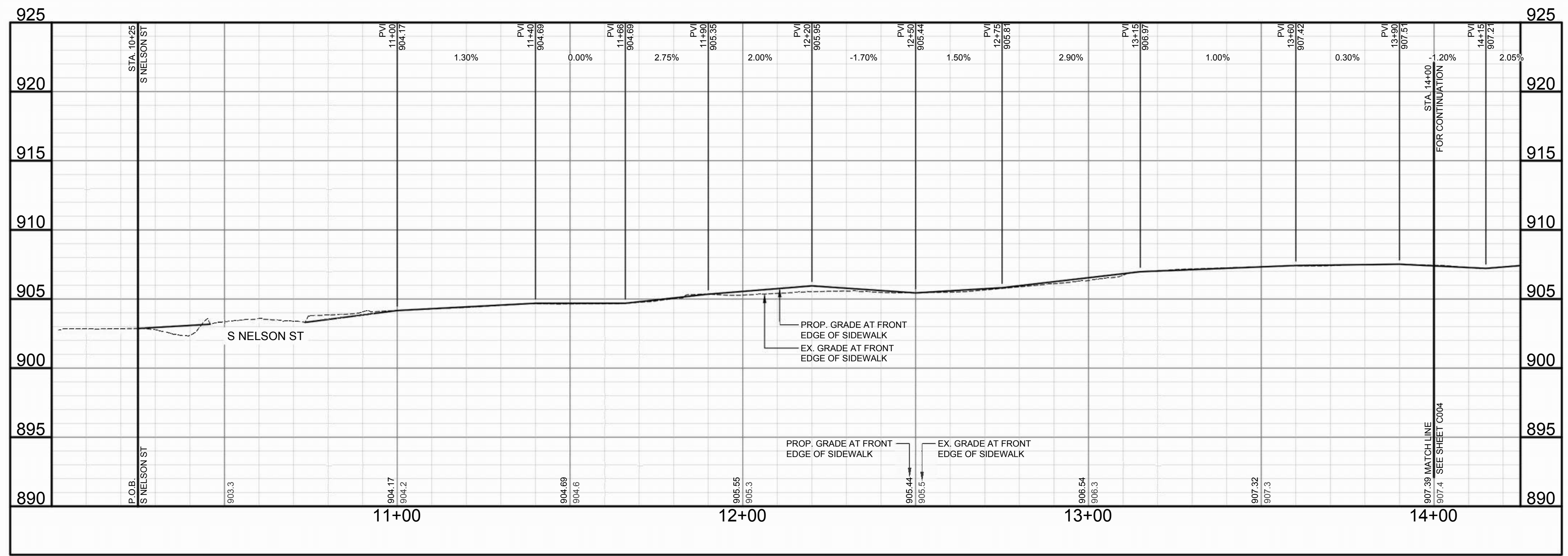
CAUTION: CRITICAL UTILITY, FIBER OPTIC LINE

CAUTION: OVERHEAD UTILITY

CAUTION: OVERHEAD UTILITY
CAUTION: HAZARDOUS OR FLAMMABLE MATERIAL
CAUTION: CRITICAL UTILITY, FIBER OPTIC LINE

LEGEND

- INSTALL SIDEWALK, CONC, 4 INCH (SIDEWALK, CONC, 6 INCH THROUGH DRIVES), CURB RAMP, CONC, 6 INCH; AND DRIVEWAY, NONREINF CONC, 6 INCH AS SHOWN ON THE PLANS OR AS DIRECTED BY THE ENGINEER.
- INSTALL DETECTABLE WARNING SURFACE AT ALL ADA RAMP SIDEWALK / CURB INTERFACES.
- SAWCUT AND REMOVE EXISTING CONCRETE CURB AND GUTTER AND FULL DEPTH EXISTING PAVEMENT AT A UNIFORM WIDTH OF 2' ADJACENT TO EXISTING CURB AND GUTTER INCLUDED IN PAYMENT FOR CURB AND GUTTER, REM, MODIFIED. MATCH EXISTING CONCRETE CURB AND GUTTER PAID FOR AS CURB AND GUTTER, CONC, DET C4. RESURFACE WITH CONC BASE CSE, NONREINF, 6 INCH AND 220 #/SYD HAND PATCHING.



03/12/25/2023 SAL
ISSUED FOR BID

02/12/15/2023 SAL
ISSUED FOR EATON COUNTY REVIEW

01/12/07/2023 SAL
ISSUED FOR PRELIMINARY REVIEW

REVISIONS

DATE: DECEMBER, 2023
SCALE: 1" = 20'H, 5'V

PLAN AND PROFILE -
S NELSON STREET --
STA. 10+25 (P.O.B.) TO STA.
14+00 (P.O.E)

QUANTITIES THIS SHEET

ITEM	QTY.
Sidewalk, Rem	15 Syd
Curb and Gutter, Rem, Modified	50 Ft
Hand Patching	3 Ton
Conc Base Cse, Nonreinf, 6 inch	15 Syd
Curb, Conc, Det E2	45 Ft
Curb and Gutter, Conc, Det C4	25 Ft
Detectable Warning Surface	20 Ft
Curb Ramp Opening, Conc	25 Ft
Sidewalk, Conc, 4 inch	2,925 Sft
Curb Ramp, Conc, 6 inch	145 Sft
Sidewalk Grading	540 Ft
Sign, Relocate	1 Ea
Pavt Mrkg, Ovly Cold Plastic, 12 inch, Crosswalk	120 Ft
Bench	1 Ea
Trash Receptacle	1 Ea
Slope Restoration, Non-Freeway, Type B	500 Syd



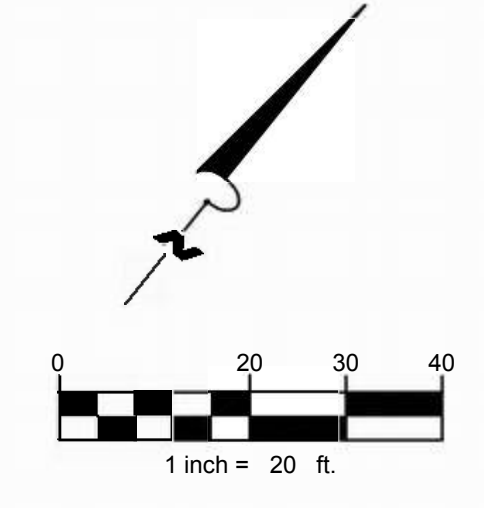
WIGHTMAN
433 E. RANSOM ST.
KALAMAZOO, MI. 49007
269.327.3532
www.gowightman.com

PROJECT NAME:
**LANSING ROAD
SIDEWALK - PHASE
III**




PROJECT NUMBER:
6201068854

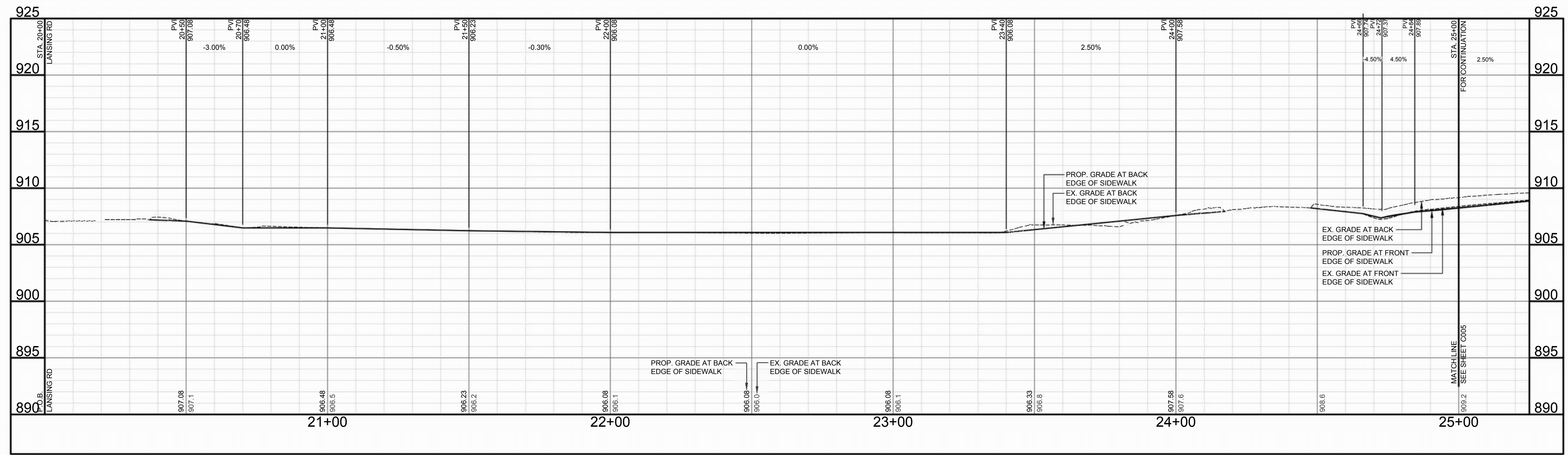
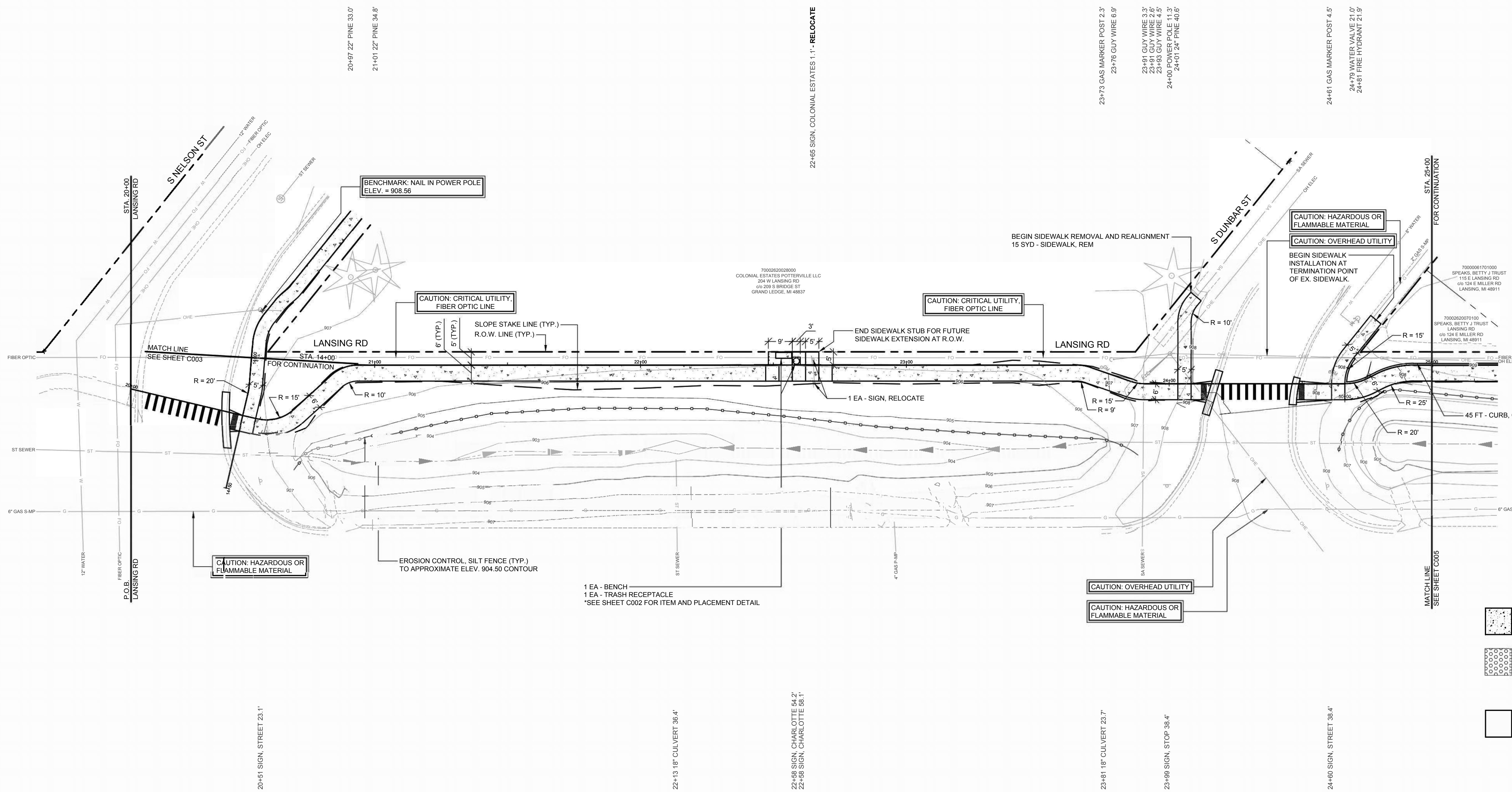
CLIENT:
**CITY OF
POTTERVILLE**
319 N. NELSON STREET
POTTERVILLE, MI 48876

DESIGNER:
SAMUEL A. LEATCH
6201068854



LEGEND

-  INSTALL SIDEWALK, CONC, 4 INCH (SIDEWALK, CONC, 6 INCH THROUGH DRIVES); CURB RAMP, CONC, 6 INCH; AND DRIVEWAY, NONREINF CONC, 6 INCH AS SHOWN ON THE PLANS OR AS DIRECTED BY THE ENGINEER.
-  INSTALL DETECTABLE WARNING SURFACE AT ALL ADA RAMP SIDEWALK / CURB INTERFACES.
-  SAWCUT AND REMOVE EXISTING CONCRETE CURB AND GUTTER AND FULL DEPTH EXISTING PAVEMENT AT A UNIFORM WIDTH OF 2' ADJACENT TO EXISTING CURB AND GUTTER INCLUDED IN PAYMENT FOR CURB AND GUTTER, REM, MODIFIED. MATCH EXISTING CONCRETE CURB AND GUTTER PAID FOR AS CURB AND GUTTER, CONC, DET C4. RESURFACE WITH CONC BASE CSE, NONREINF, 6 INCH AND 220 #/SYD HAND PATCHING.



- 03/12/2023 SAL
ISSUED FOR BID
- 02/12/2023 SAL
ISSUED FOR EATON COUNTY REVIEW
- 01/12/2023 SAL
ISSUED FOR PRELIMINARY REVIEW
- REVISIONS**
- DATE: DECEMBER, 2023
SCALE: 1" = 20'H, 5'V

PLAN AND PROFILE -
LANSING ROAD --
STA. 20+00 (P.O.B.) TO STA.
25+00

JOB No. 234260
C004
OF 6

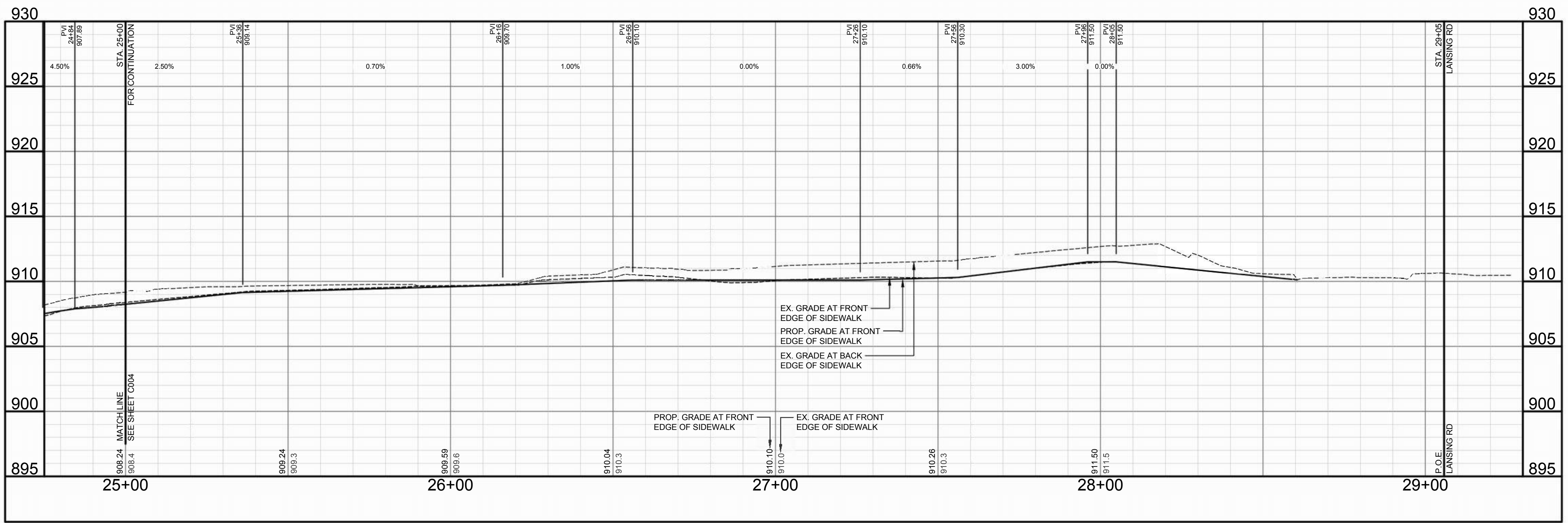
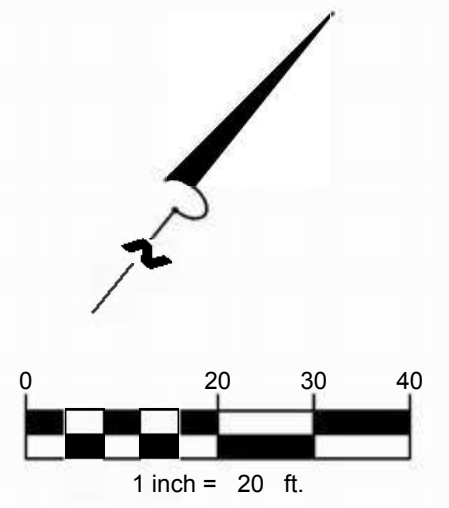
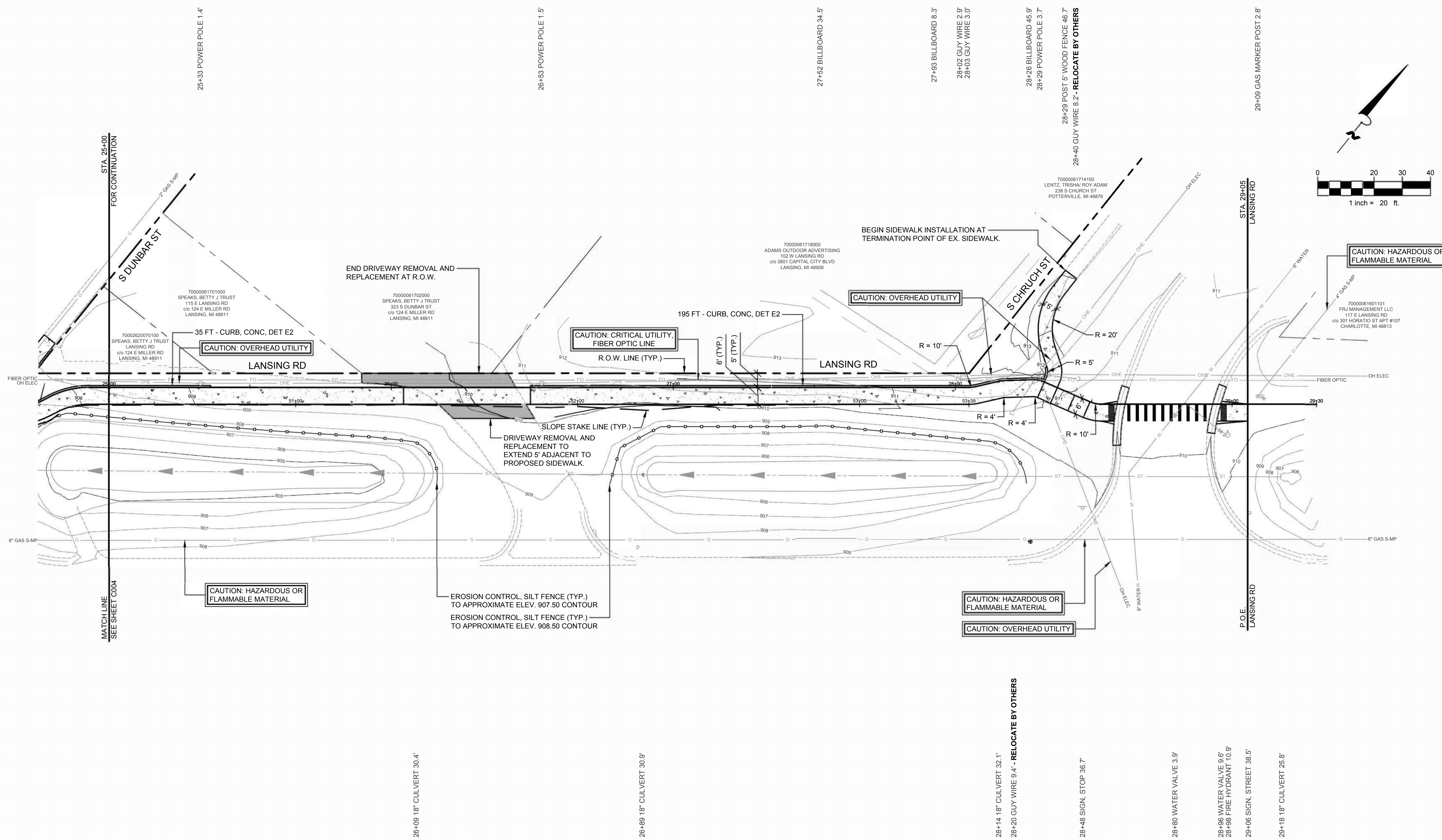
QUANTITIES THIS SHEET	
ITEM	QTY.
Curb and Gutter, Rem, Modified	40 Ft
HMA Surface, Rem	45 Syd
Hand Patching	10 Ton
Conc Base Cse, Nonreinf, 6 inch	10 Syd
Curb, Conc, Det E2	230 Ft
Curb and Gutter, Conc, Det C4	25 Ft
Detectable Warning Surface	15 Ft
Curb Ramp Opening, Conc	15 Ft
Sidewalk, Conc, 4 inch	2,050 Sft
Sidewalk, Conc, 6 inch	270 Sft
Curb Ramp, Conc, 6 inch	130 Sft
Sidewalk Grading	440 Ft
Pavt Mrkg, Ovly Cold Plastic, 12 inch, Crosswalk	60 Ft
Slope Restoration, Non-Freeway, Type B	400 Syd

WIGHTMAN
 433 E. RANSOM ST.
 KALAMAZOO, MI. 49007
 269.327.3532
 www.gowightman.com

PROJECT NAME:
LANSING ROAD SIDEWALK - PHASE III

CITY OF POTTERVILLE
 319 N. NELSON STREET
 POTTERVILLE, MI 48876

PROJ. NO. 234260
C005
 OF 6



LEGEND

- INSTALL SIDEWALK, CONC. 4 INCH (SIDEWALK, CONC. 6 INCH THROUGH DRIVES); CURB RAMP, CONC. 6 INCH; AND DRIVEWAY, NONREINF CONC. 6 INCH AS SHOWN ON THE PLANS OR AS DIRECTED BY THE ENGINEER.
- INSTALL DETECTABLE WARNING SURFACE AT ALL ADA RAMP SIDEWALK / CURB INTERFACES.
- SAWCUT AND REMOVE EXISTING CONCRETE CURB AND GUTTER AND FULL DEPTH EXISTING PAVEMENT AT A UNIFORM WIDTH OF 2' ADJACENT TO EXISTING CURB AND GUTTER INCLUDED IN PAYMENT FOR CURB AND GUTTER, REM, MODIFIED. MATCH EXISTING CONCRETE CURB AND GUTTER PAID FOR AS CURB AND GUTTER, CONC. DET C4. RESURFACE WITH CONC BASE CSE, NONREINF. 6 INCH AND 220 #/SYD HAND PATCHING.
- SAWCUT AND REMOVE EXISTING HMA DRIVEWAY APPROACH. RESURFACE WITH HMA PAID FOR AS HAND PATCHING. MATCH THICKNESS OF EXISTING HMA TO BE PLACED IN LIFTS NO GREATER THAN 2" OR AS DIRECTED BY THE ENGINEER.

- 03/12/2023 SAL
 ISSUED FOR BID
- 02/12/2023 SAL
 ISSUED FOR EATON COUNTY REVIEW
- 01/12/2023 SAL
 ISSUED FOR PRELIMINARY REVIEW

REVISIONS

DATE: DECEMBER, 2023
 SCALE: 1" = 20'H, 5'V

PLAN AND PROFILE -
 LANSING ROAD --
 STA. 25+00 TO STA. 29+05
 (P.O.E.)



WIGHTMAN

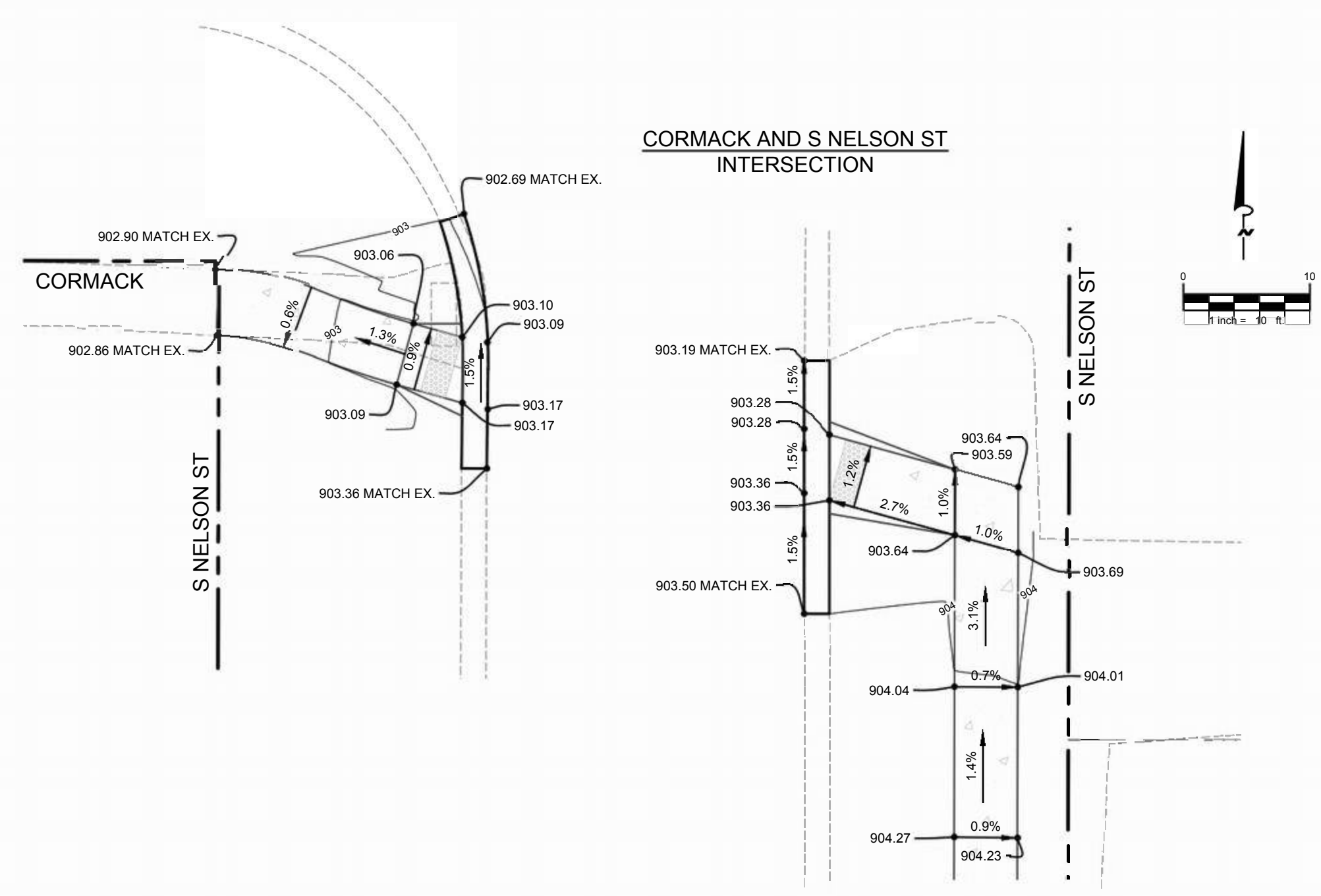
433 E. RANSOM ST.
KALAMAZOO, MI. 49007
269.327.3532

www.wightman.com

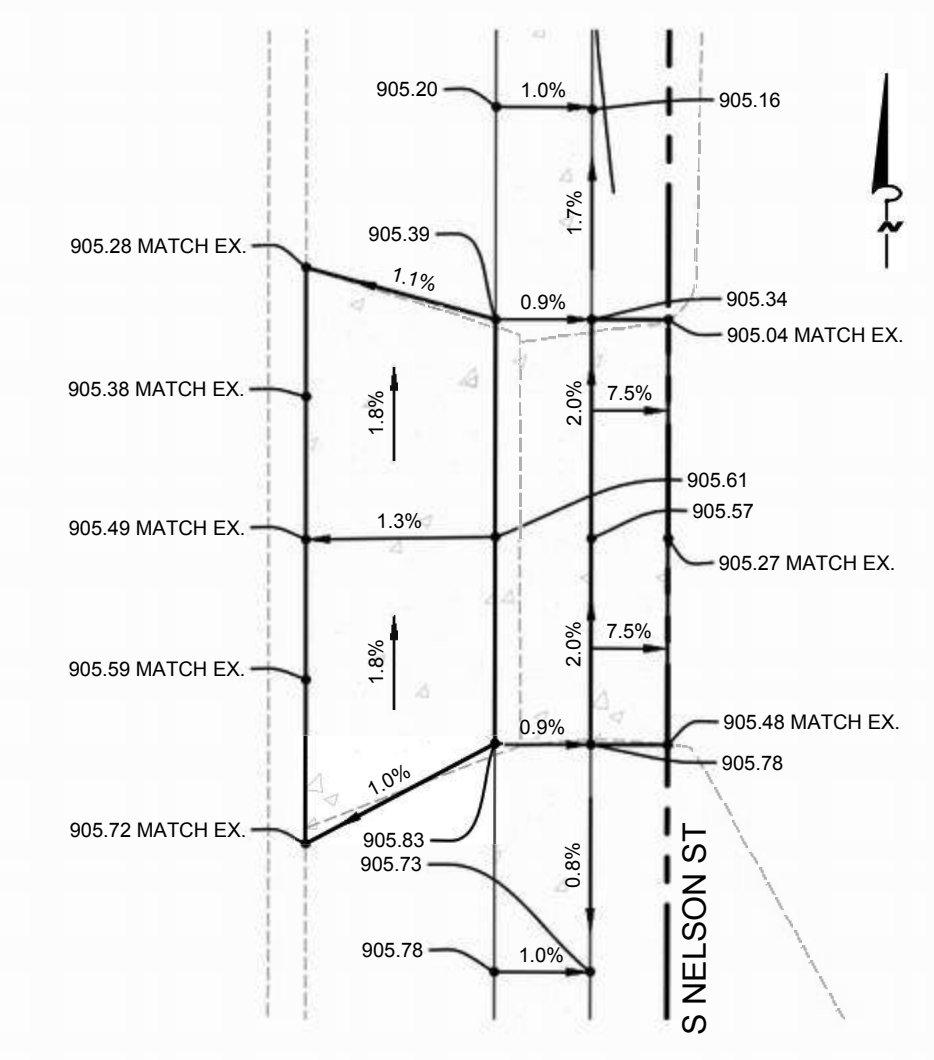
SAMUEL A. LEATCH
6201068854

PROJECT NAME:
**LANSING ROAD
SIDEWALK - PHASE
III**

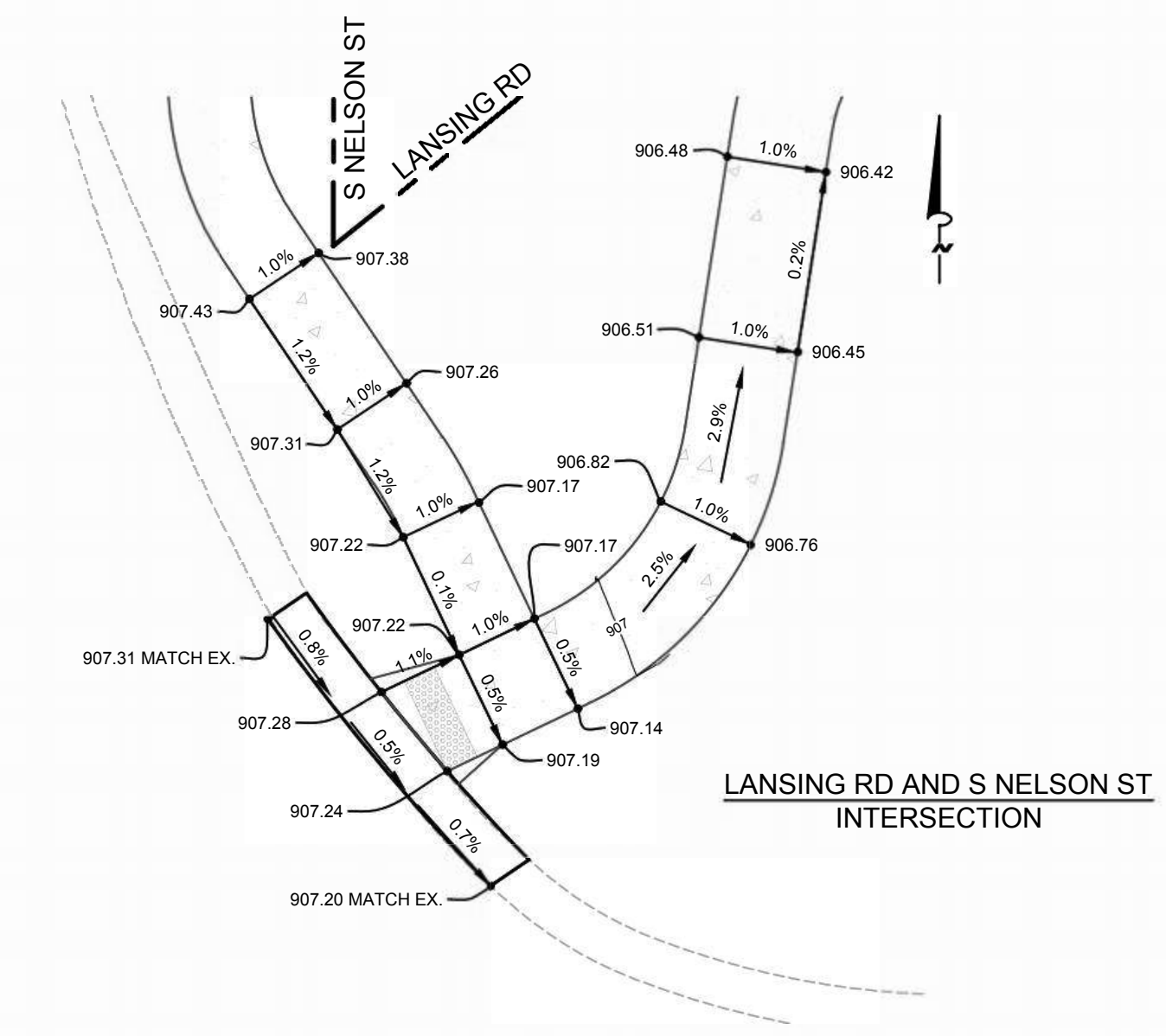
**CITY OF
POTTERVILLE**
319 N. NELSON STREET
POTTERVILLE, MI 48876



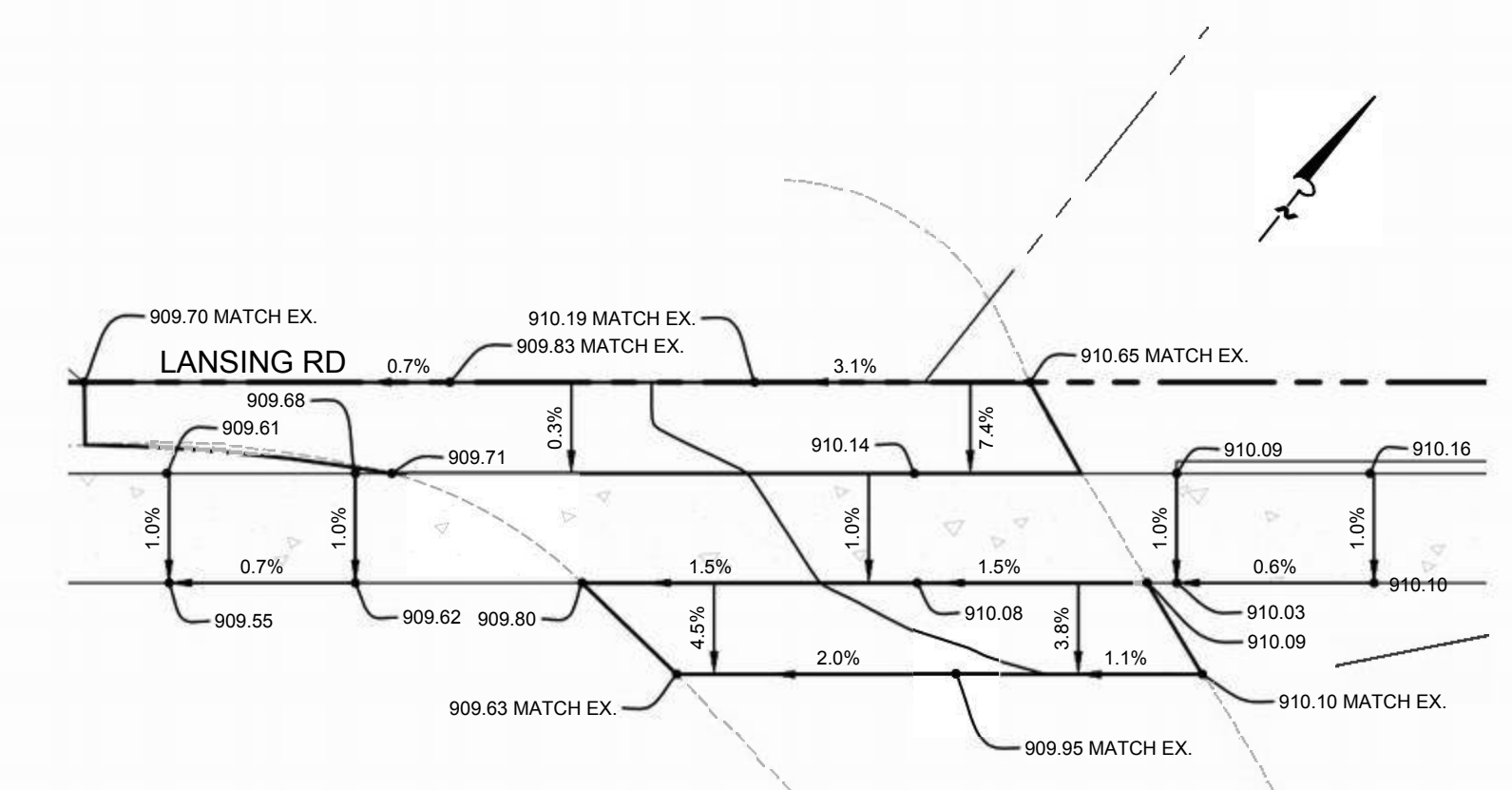
**CORMACK AND S NELSON ST
INTERSECTION**



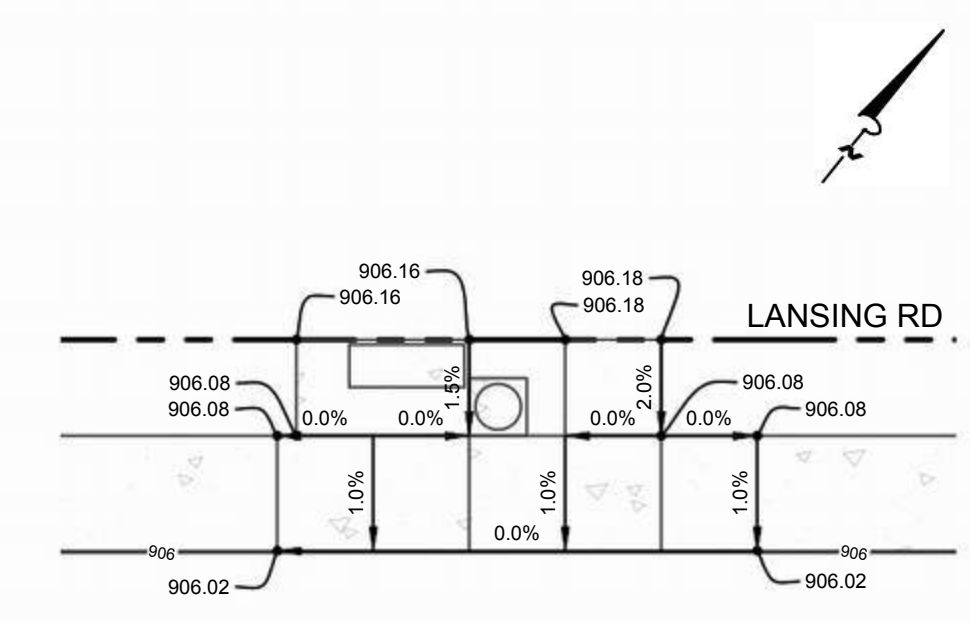
**COLONIAL ESTATES APARTMENTS
DRIVEWAY APPROACH**



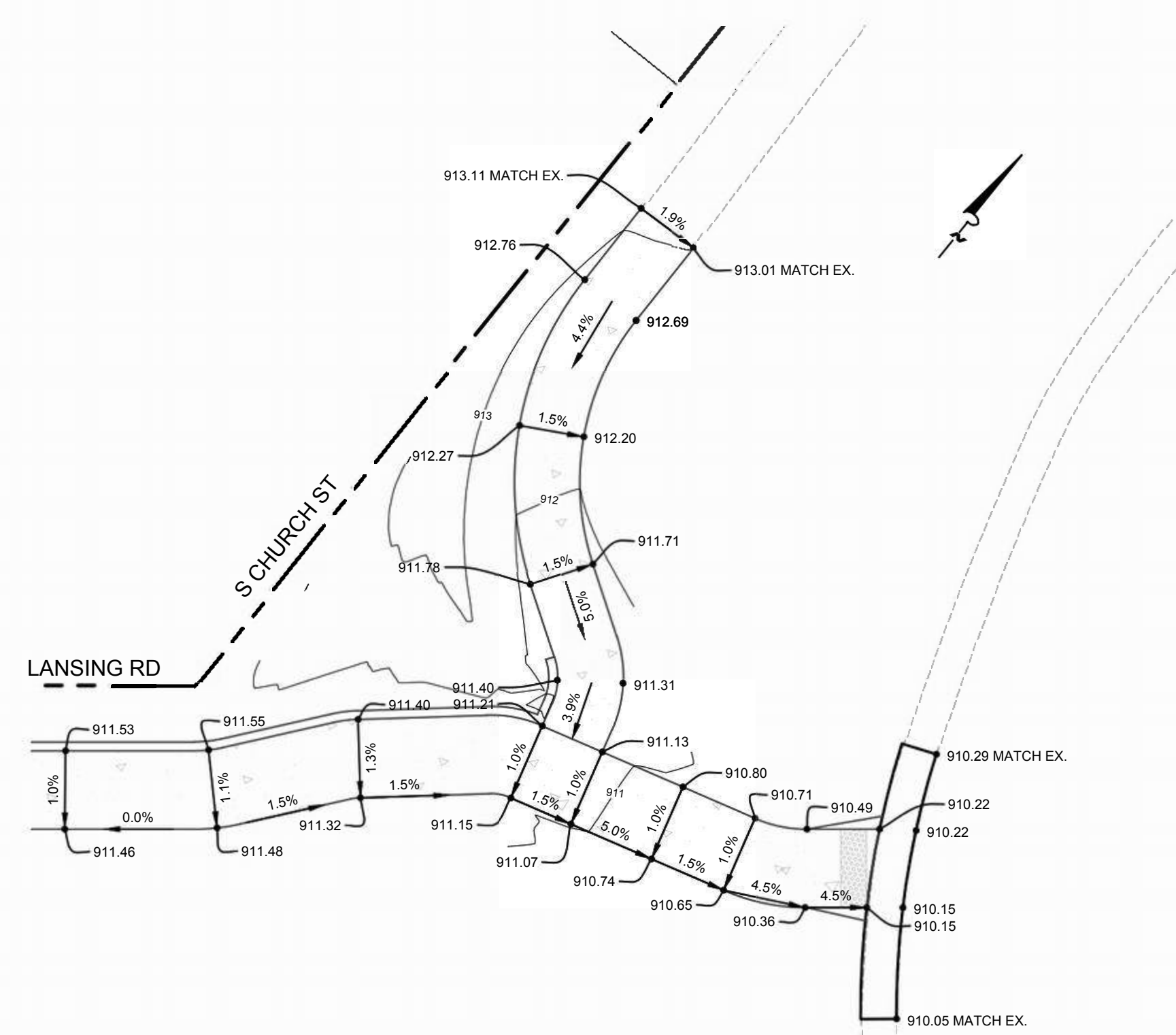
**LANSING RD AND S NELSON ST
INTERSECTION**



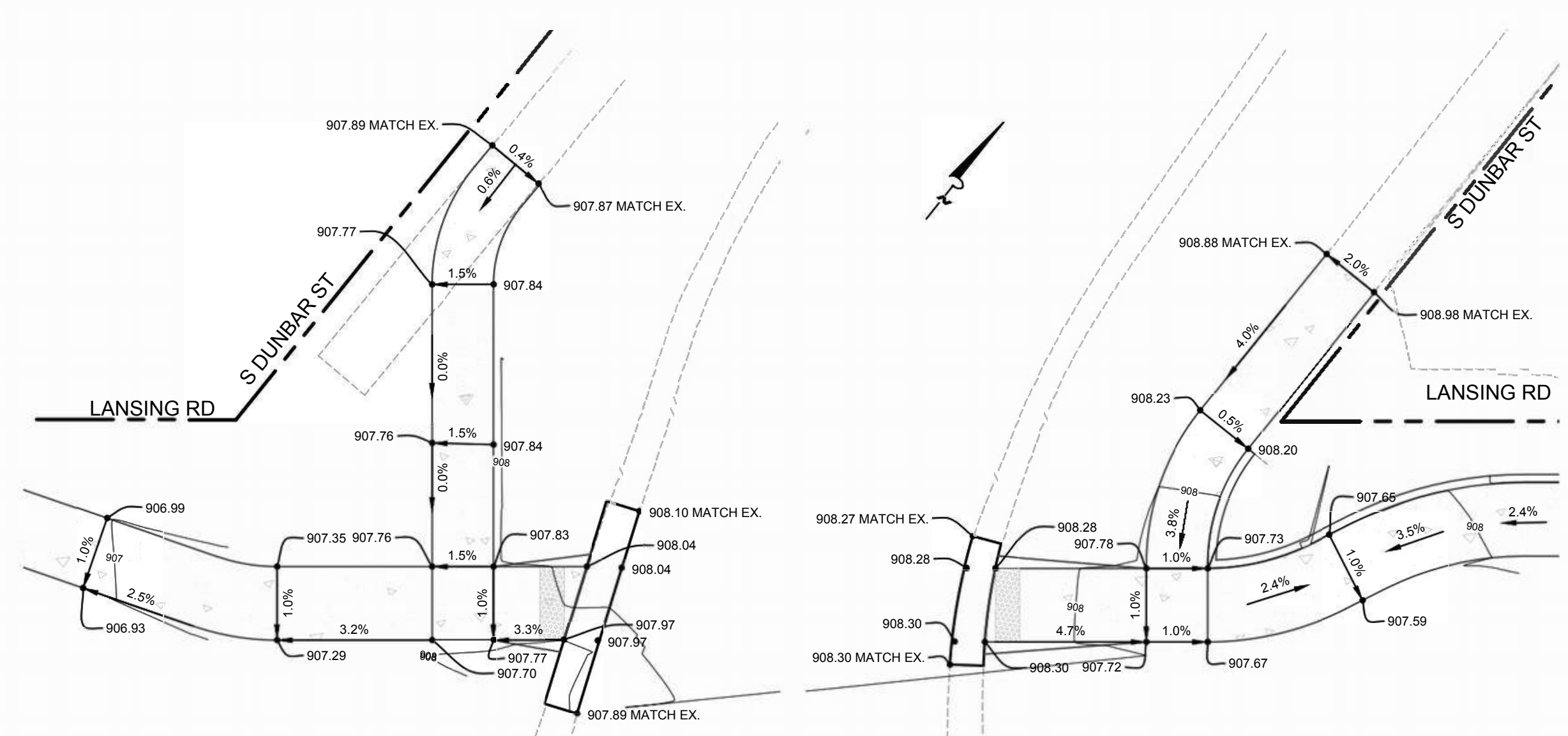
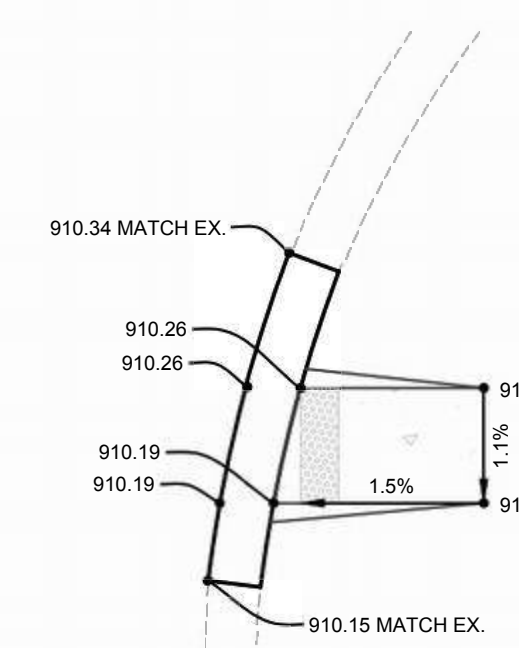
**ENGINE MACHINE SERVICE
DRIVEWAY APPROACH**



**BENCH / TRASH RECEPTACLE PAD
WITH STUB FOR PRIVATE SIDEWALK EXTENSION**



**LANSING RD AND S CHURCH ST
INTERSECTION**



**LANSING RD AND S DUNBAR ST
INTERSECTION**

- 03/12/25/2023 SAL ISSUED FOR BID
 - 02/12/15/2023 SAL ISSUED FOR EATON COUNTY REVIEW
 - 01/12/07/2023 SAL ISSUED FOR PRELIMINARY REVIEW
- REVISIONS**
- DATE: DECEMBER, 2023
SCALE: 1" = 10'

ADA RAMP GRADING DETAILS



February 8, 2024

City of Pottersville
319 N. Nelson Street
Pottersville, MI 48876

Attention: Mr. Aaron Sheridan, City Manager

**RE: LANSING ROAD SIDEWALK EXTENSION – PHASE III
RECOMMENDATION FOR AWARD**

Dear Aaron:

I have tabulated the bids for the above-mentioned project and have found Iron Horse Excavation LLC to be the low responsive bidder, with a base bid in the amount of \$136,524.40. It is our recommendation that the City of Pottersville accept this bid contingent upon the receipt of the required bonding and insurance.

In addition, Iron Horse Excavation LLC has provided all required bid documents per the contract requirements. Please find the bid tabulation of the six (6) bids for this project enclosed for your records.

If you have any questions concerning this matter, please feel free to call.

Very truly yours,

A handwritten signature in black ink, appearing to read 'Samuel A. Leatch', is written over a light blue horizontal line.

Samuel A. Leatch, P.E., Project Manager
sleatch@gowightman.com

cc: Don Stanley, Director of Public Works

Enclosures: Lansing Road Sidewalk Extension Phase III – Bid Tab

NOTICE OF AWARD

Date of Issuance: February 16, 2024

Owner: City of Potterville

Owner’s Project No.: N/A

Engineer: Wightman

Engineer’s Project No.: 234260

Contract: Lansing Road Sidewalk Extension – Phase III Project

Bidder: Iron Horse Excavation LLC

Bidder’s Address: PO Box 235, Eaton Rapids, MI 48827

You are notified that Owner has accepted your Bid dated February 6, 2024 for the above Contract, and that you are the Successful Bidder and are awarded a Contract for:

Installation of concrete sidewalk along South Nelson Street and Lansing Road from Cormack Street to South Church Street within the City of Potterville, Eaton County.

The Contract Price of the awarded Contract is \$136,524.40. Contract Price is subject to adjustment based on the provisions of the Contract, including but not limited to those governing changes, Unit Price Work, and Work performed on a cost-plus-fee basis, as applicable.

3 unexecuted counterparts of the Agreement accompany this Notice of Award, and one copy of the Contract Documents accompanies this Notice of Award, or has been transmitted or made available to Bidder electronically.

You must comply with the following conditions precedent within 15 days of the date of receipt of this Notice of Award:

1. Deliver to Owner **3** counterparts of the Agreement, signed by Bidder (as Contractor).
2. Deliver with the signed Agreements the Contract security (such as required performance and payment bonds) and insurance documentation, as specified in the Instructions to Bidders.

Failure to comply with these conditions within the time specified will entitle Owner to consider you in default, annul this Notice of Award, and declare your Bid security forfeited.

Within 10 days after you comply with the above conditions, Owner will return to you one fully signed counterpart of the Agreement.

Owner: **City of Potterville**

By *(signature)*: _____

Name *(printed)*: _____

Title: _____

Copy: Engineer

PROJECT: **Lansing Road Sidewalk Extension - Phase III**

CLIENT: **City of Potterville TIFA**

BID OPENING: February 6, 2024

Item No.	Item	Qty.	Unit	Engineer's Estimate		Iron Horse Excavation, LLC		C&D Hughes, Inc.		Nashville Construction	
				Unit Price	Total	Unit Price	Total	Unit Price	Total	Unit Price	Total
1	Mobilization, Max \$10,000	1	LSUM	\$10,000.00	\$10,000.00	\$10,000.00	\$10,000.00	\$10,000.00	\$10,000.00	\$10,000.00	\$10,000.00
2	Tree, Rem, 6 inch to 18 inch	2	EA	\$1,000.00	\$2,000.00	\$750.00	\$1,500.00	\$1,000.00	\$2,000.00	\$500.00	\$1,000.00
3	Pavt, Rem	35	SYD	\$30.00	\$1,050.00	\$55.37	\$1,937.95	\$30.00	\$1,050.00	\$20.00	\$700.00
4	Sidewalk, Rem	40	SYD	\$25.00	\$1,000.00	\$10.10	\$404.00	\$25.00	\$1,000.00	\$10.00	\$400.00
5	Curb and Gutter, Rem, Modified	180	FT	\$30.00	\$5,400.00	\$12.38	\$2,228.40	\$20.00	\$3,600.00	\$15.00	\$2,700.00
6	Subgrade Undercutting, Type II	50	CYD	\$25.00	\$1,250.00	\$49.61	\$2,480.50	\$25.00	\$1,250.00	\$30.00	\$1,500.00
7	Erosion Control, Inlet Protection, Fabric Drop	5	EA	\$150.00	\$750.00	\$225.00	\$1,125.00	\$100.00	\$500.00	\$200.00	\$1,000.00
8	Erosion Control, Silt Fence	1,000	FT	\$4.00	\$4,000.00	\$2.25	\$2,250.00	\$2.00	\$2,000.00	\$3.00	\$3,000.00
9	Dr Structure, Adj, Case 2	2	EA	\$600.00	\$1,200.00	\$424.00	\$848.00	\$500.00	\$1,000.00	\$500.00	\$1,000.00
10	Dr Structure, Adj, Add Depth	5	FT	\$200.00	\$1,000.00	\$603.78	\$3,018.90	\$150.00	\$750.00	\$300.00	\$1,500.00
11	HMA Surface, Rem	80	SYD	\$20.00	\$1,600.00	\$10.00	\$800.00	\$30.00	\$2,400.00	\$10.00	\$800.00
12	Hand Patching	25	TON	\$400.00	\$10,000.00	\$225.00	\$5,625.00	\$280.00	\$7,000.00	\$500.00	\$12,500.00
13	Conc Base Cse, Nonreinf, 6 inch	45	SYD	\$50.00	\$2,250.00	\$54.45	\$2,450.25	\$40.00	\$1,800.00	\$40.40	\$1,818.00
14	Driveway, Nonreinf Conc, 6 inch	40	SYD	\$60.00	\$2,400.00	\$60.89	\$2,435.60	\$40.00	\$1,600.00	\$40.40	\$1,616.00
15	Curb, Conc, Det E2	300	FT	\$30.00	\$9,000.00	\$22.00	\$6,600.00	\$25.00	\$7,500.00	\$26.25	\$7,875.00
16	Curb and Gutter, Conc, Det C4	125	FT	\$35.00	\$4,375.00	\$30.80	\$3,850.00	\$22.00	\$2,750.00	\$23.22	\$2,902.50
17	Detectable Warning Surface	45	FT	\$50.00	\$2,250.00	\$55.00	\$2,475.00	\$40.00	\$1,800.00	\$40.40	\$1,818.00
18	Curb Ramp Opening, Conc	55	FT	\$40.00	\$2,200.00	\$30.80	\$1,694.00	\$26.00	\$1,430.00	\$26.26	\$1,444.30
19	Sidewalk, Conc, 4 inch	6,590	SFT	\$6.00	\$39,540.00	\$4.86	\$32,027.40	\$3.70	\$24,383.00	\$4.74	\$31,236.60
20	Sidewalk, Conc, 6 inch	395	SFT	\$7.00	\$2,765.00	\$6.77	\$2,674.15	\$4.00	\$1,580.00	\$5.04	\$1,990.80
21	Curb Ramp, Conc, 6 inch	375	SFT	\$8.00	\$3,000.00	\$9.85	\$3,693.75	\$6.60	\$2,475.00	\$7.65	\$2,868.75
22	Sidewalk Grading	1,350	FT	\$20.00	\$27,000.00	\$15.65	\$21,127.50	\$45.00	\$60,750.00	\$15.00	\$20,250.00
23	Sign, Relocate	1	EA	\$1,000.00	\$1,000.00	\$350.00	\$350.00	\$250.00	\$250.00	\$250.00	\$250.00
24	Pavt Mrkg, Ovly Cold Plastic, 12 inch, Crosswalk	220	FT	\$5.00	\$1,100.00	\$28.25	\$6,215.00	\$9.25	\$2,035.00	\$9.25	\$2,035.00
25	Pedestrian Type II Barricade, Temp	5	EA	\$100.00	\$500.00	\$325.00	\$1,625.00	\$52.50	\$262.50	\$52.50	\$262.50
26	Traffic Control	1	LSUM	\$10,000.00	\$10,000.00	\$3,500.00	\$3,500.00	\$5,000.00	\$5,000.00	\$27,217.00	\$27,217.00
27	Bench	1	EA	\$5,000.00	\$5,000.00	\$1,695.00	\$1,695.00	\$3,000.00	\$3,000.00	\$3,500.00	\$3,500.00
28	Trash Receptacle	1	EA	\$4,500.00	\$4,500.00	\$1,569.00	\$1,569.00	\$2,000.00	\$2,000.00	\$3,500.00	\$3,500.00
28	Slope Restoration, Non-Freeway, Type B	1,750	SYD	\$8.00	\$14,000.00	\$5.90	\$10,325.00	\$5.00	\$8,750.00	\$8.00	\$14,000.00
				Bid Total	\$170,130.00		\$136,524.40		\$159,915.50		\$160,684.45

Error in Calculation

PROJECT: **Lansing Road Sidewalk Extension - Phase III**

CLIENT: **City of Potterville TIFA**

BID OPENING: February 6, 2024

Item No.	Item	Qty.	Unit	Bearstone Construction		Levitt & Starck Excavating, Inc.		Lopez Concrete Construction, LLC	
				Unit Price	Total	Unit Price	Total	Unit Price	Total
1	Mobilization, Max \$10,000	1	LSUM	\$5,000.00	\$5,000.00	\$10,000.00	\$10,000.00	\$10,000.00	\$10,000.00
2	Tree, Rem, 6 inch to 18 inch	2	EA	\$1,800.00	\$3,600.00	\$2,500.00	\$5,000.00	\$1,000.00	\$2,000.00
3	Pavt, Rem	35	SYD	\$27.00	\$945.00	\$25.43	\$890.05	\$30.00	\$1,050.00
4	Sidewalk, Rem	40	SYD	\$18.00	\$720.00	\$39.00	\$1,560.00	\$30.00	\$1,200.00
5	Curb and Gutter, Rem, Modified	180	FT	\$20.00	\$3,600.00	\$17.67	\$3,180.60	\$15.00	\$2,700.00
6	Subgrade Undercutting, Type II	50	CYD	\$23.00	\$1,150.00	\$64.00	\$3,200.00	\$60.00	\$3,000.00
7	Erosion Control, Inlet Protection, Fabric Drop	5	EA	\$150.00	\$750.00	\$150.00	\$750.00	\$150.00	\$750.00
8	Erosion Control, Silt Fence	1,000	FT	\$3.50	\$3,500.00	\$4.00	\$4,000.00	\$3.00	\$3,000.00
9	Dr Structure, Adj, Case 2	2	EA	\$600.00	\$1,200.00	\$500.00	\$1,000.00	\$300.00	\$600.00
10	Dr Structure, Adj, Add Depth	5	FT	\$400.00	\$2,000.00	\$400.00	\$2,000.00	\$500.00	\$2,500.00
11	HMA Surface, Rem	80	SYD	\$20.00	\$1,600.00	\$39.00	\$3,120.00	\$30.00	\$2,400.00
12	Hand Patching	25	TON	\$475.00	\$11,875.00	\$250.00	\$6,250.00	\$300.00	\$7,500.00
13	Conc Base Cse, Nonreinf, 6 inch	45	SYD	\$81.00	\$3,645.00	\$55.00	\$2,475.00	\$81.00	\$3,645.00
14	Driveway, Nonreinf Conc, 6 inch	40	SYD	\$81.00	\$3,240.00	\$92.00	\$3,680.00	\$81.00	\$3,240.00
15	Curb, Conc, Det E2	300	FT	\$30.00	\$9,000.00	\$25.00	\$7,500.00	\$30.00	\$9,000.00
16	Curb and Gutter, Conc, Det C4	125	FT	\$33.00	\$4,125.00	\$33.00	\$4,125.00	\$30.00	\$3,750.00
17	Detectable Warning Surface	45	FT	\$30.00	\$1,350.00	\$50.00	\$2,250.00	\$120.00	\$5,400.00
18	Curb Ramp Opening, Conc	55	FT	\$30.00	\$1,650.00	\$25.00	\$1,375.00	\$30.00	\$1,650.00
19	Sidewalk, Conc, 4 inch	6,590	SFT	\$6.50	\$42,835.00	\$5.75	\$37,892.50	\$7.00	\$46,130.00
20	Sidewalk, Conc, 6 inch	395	SFT	\$8.50	\$3,357.50	\$9.50	\$3,752.50	\$9.00	\$3,555.00
21	Curb Ramp, Conc, 6 inch	375	SFT	\$9.00	\$3,375.00	\$10.50	\$3,937.50	\$10.00	\$3,750.00
22	Sidewalk Grading	1,350	FT	\$15.00	\$20,250.00	\$19.27	\$26,014.50	\$15.00	\$20,250.00
23	Sign, Relocate	1	EA	\$300.00	\$300.00	\$250.00	\$250.00	\$1,000.00	\$1,000.00
24	Pavt Mrkg, Ovly Cold Plastic, 12 inch, Crosswalk	220	FT	\$27.05	\$5,951.00	\$10.00	\$2,200.00	\$30.00	\$6,600.00
25	Pedestrian Type II Barricade, Temp	5	EA	\$200.00	\$1,000.00	\$170.00	\$850.00	\$50.00	\$250.00
26	Traffic Control	1	LSUM	\$5,500.00	\$5,500.00	\$5,000.00	\$5,000.00	\$8,000.00	\$8,000.00
27	Bench	1	EA	\$3,500.00	\$3,500.00	\$2,400.00	\$2,400.00	\$1,900.00	\$1,900.00
28	Trash Receptacle	1	EA	\$3,000.00	\$3,000.00	\$900.00	\$900.00	\$1,300.00	\$1,300.00
28	Slope Restoration, Non-Freeway, Type B	1,750	SYD	\$8.50	\$14,875.00	\$11.27	\$19,722.50	\$25.00	\$43,750.00
				Bid Total	\$162,893.50		\$165,275.15		\$199,870.00