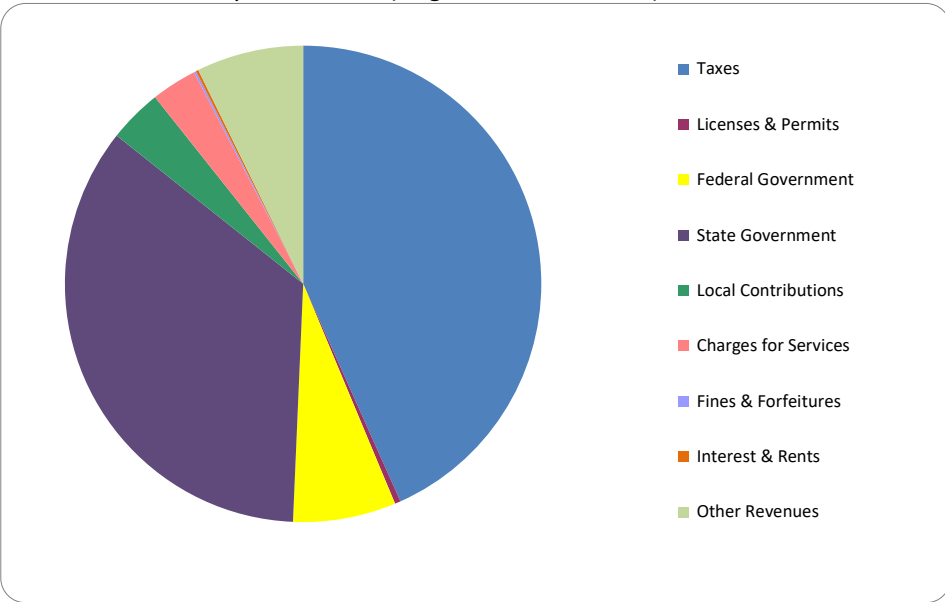


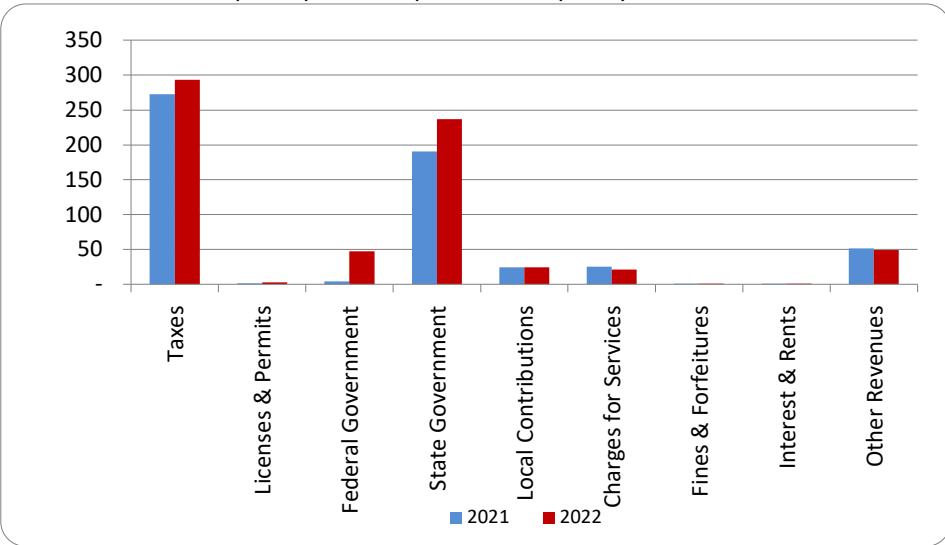
1. Where our money comes from (all governmental funds)



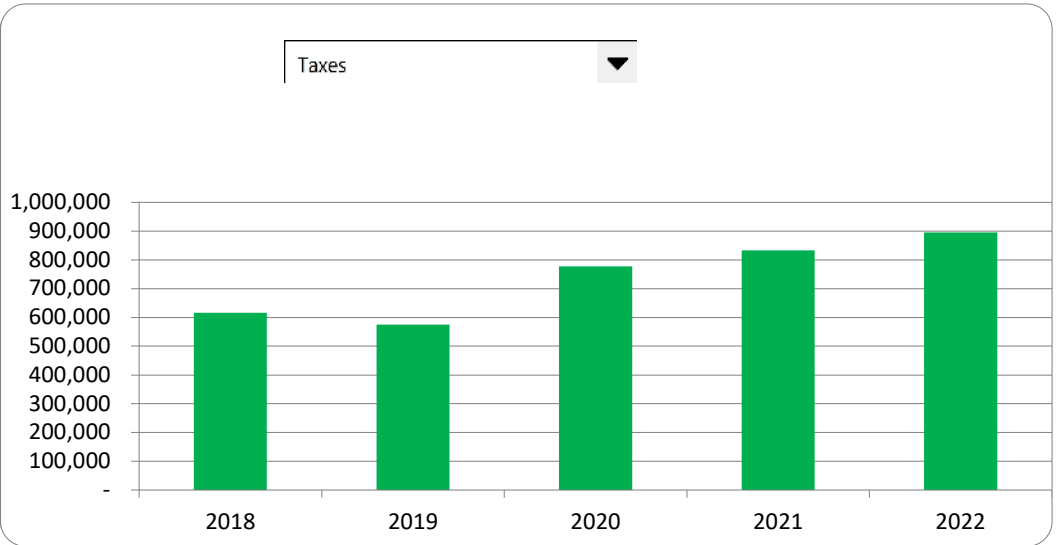
2. Compared to the prior year

	<u>2021</u>	<u>2022</u>	<u>% change</u>
Taxes	\$ 833,244	\$ 895,926	7.52%
Licenses & Permits	4,490	8,098	80.36%
Federal Government	13,055	144,604	1007.65%
State Government	582,019	724,651	24.51%
Local Contributions	74,504	75,157	0.88%
Charges for Services	77,904	64,488	-17.22%
Fines & Forfeitures	2,701	2,785	3.11%
Interest & Rents	3,587	3,672	2.37%
Other Revenues	157,342	150,128	-4.58%
Total Revenues	\$ 1,748,846	\$ 2,069,509	18.34%

3. Revenue sources per capita - compared to the prior year



4. Historical trends of individual sources



Commentary:

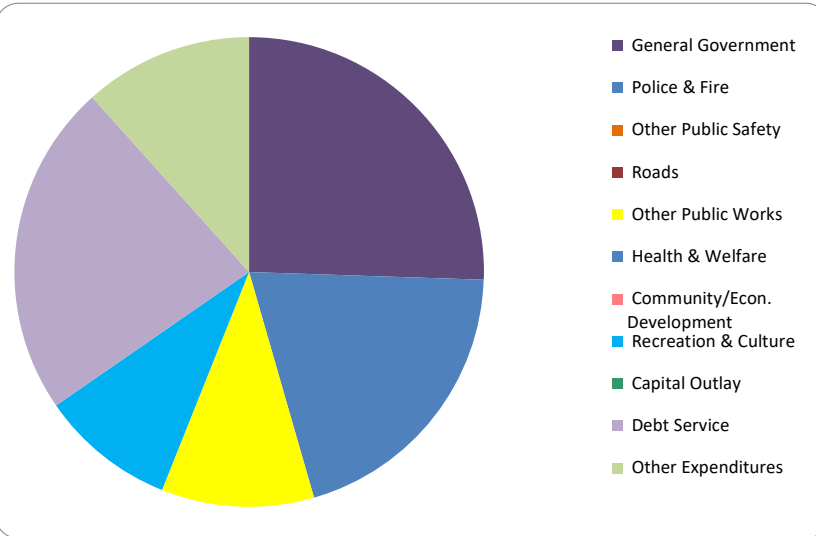
For more information on our unit's finances, contact Aaron Sheridan, City Manager at (517) 645-7641.

CITIZEN'S GUIDE TO LOCAL UNIT FINANCES - City of Pottersville (232060)

EXPENDITURES

1. Where we spend our money (all governmental funds)

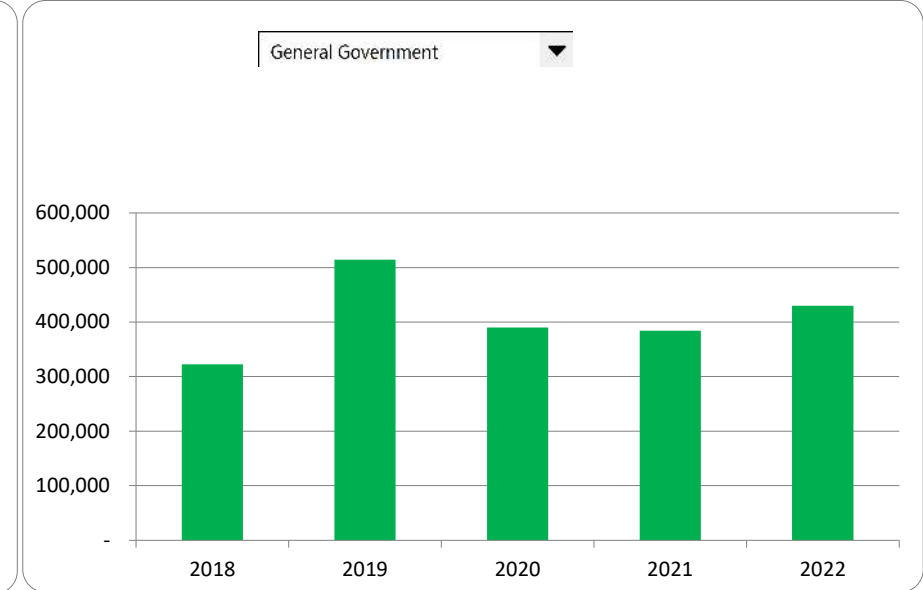
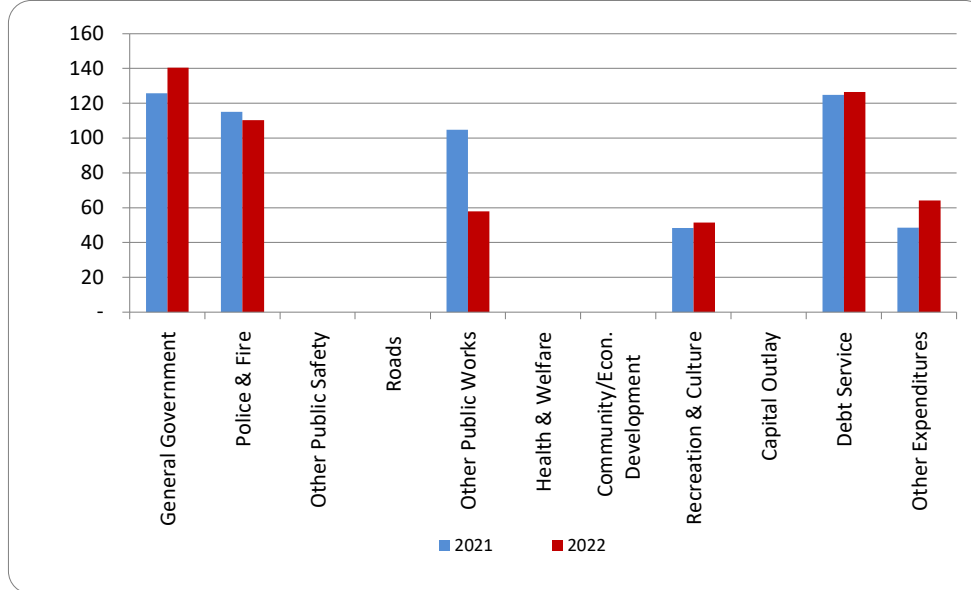
2. Compared to the prior year



	<u>2021</u>	<u>2022</u>	<u>% change</u>
General Government	\$ 384,293	\$ 429,425	11.74%
Police & Fire	351,724	337,103	-4.16%
Other Public Safety	-	-	N/A
Roads	-	-	N/A
Other Public Works	320,463	176,904	-44.80%
Health & Welfare	-	-	N/A
Community/Econ. Development	-	-	N/A
Recreation & Culture	148,213	157,071	5.98%
Capital Outlay	-	-	N/A
Debt Service	381,644	386,743	1.34%
Other Expenditures	148,279	196,099	32.25%
Total Expenditures	\$ 1,734,616	\$ 1,683,345	-2.96%

3. Spending per capita - compared to the prior year

4. Historical trends of individual departments:



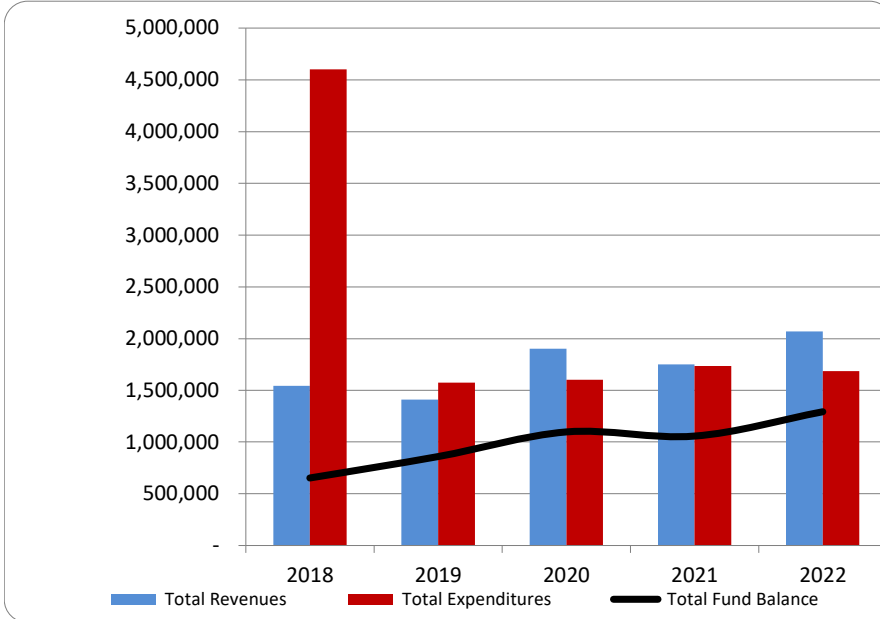
Commentary:

For more information on our unit's finances, contact Aaron Sheridan, City Manager at (517) 645-7641.

CITIZEN'S GUIDE TO LOCAL UNIT FINANCES - City of Potterville (232060)

FINANCIAL POSITION

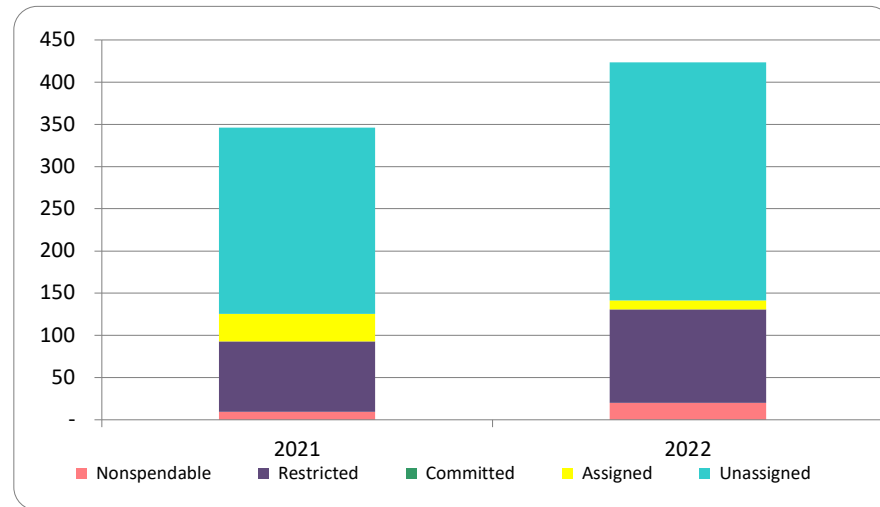
1. How have we managed our governmental fund resources (fund balance)?



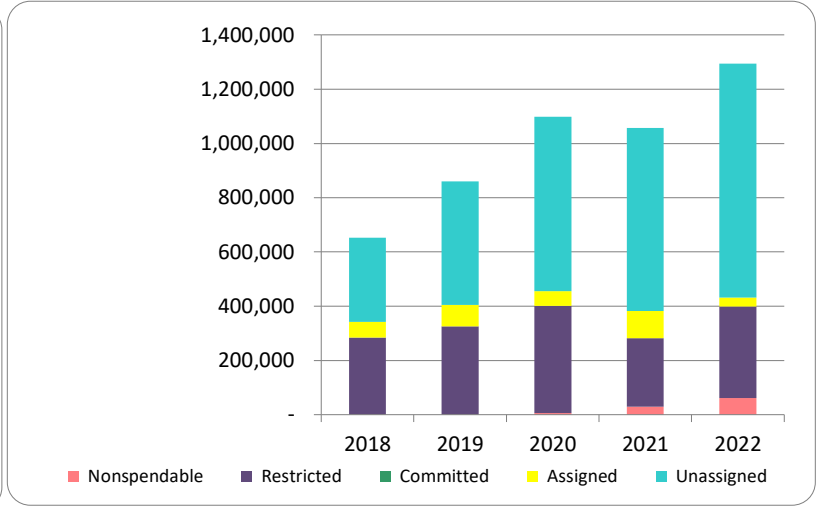
2. Compared to the prior year

	2021	2022	% change
Revenue	1,748,846	2,069,509	18.34%
Expenditures	1,734,616	1,683,345	-2.96%
Surplus (shortfall)	14,230	386,164	2613.73%
Fund balance, by component:			
Nonspendable	29,455	61,063	107.31%
Restricted	253,069	337,546	33.38%
Committed	-	-	N/A
Assigned	99,822	33,636	-66.30%
Unassigned	674,777	861,863	27.73%
total fund balance	1,057,123	1,294,108	22.42%

3. Fund balance per capita - compared to the prior year



4. Historical trends of individual components



Commentary:

For more information on our unit's finances, contact Aaron Sheridan, City Manager at (517) 645-7641.

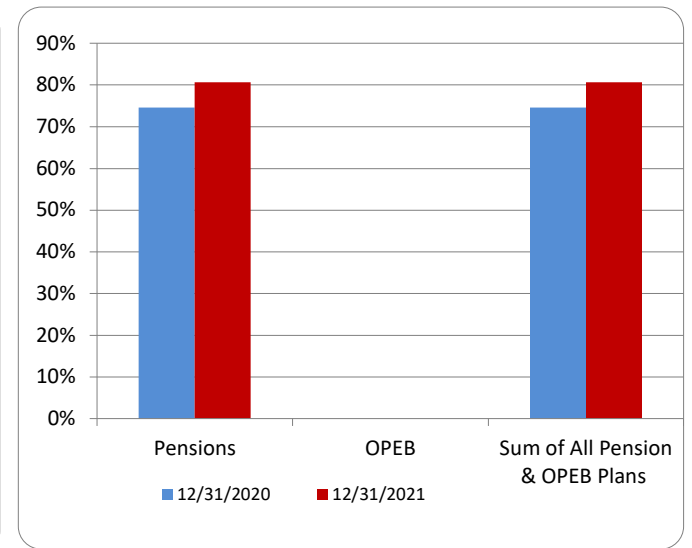
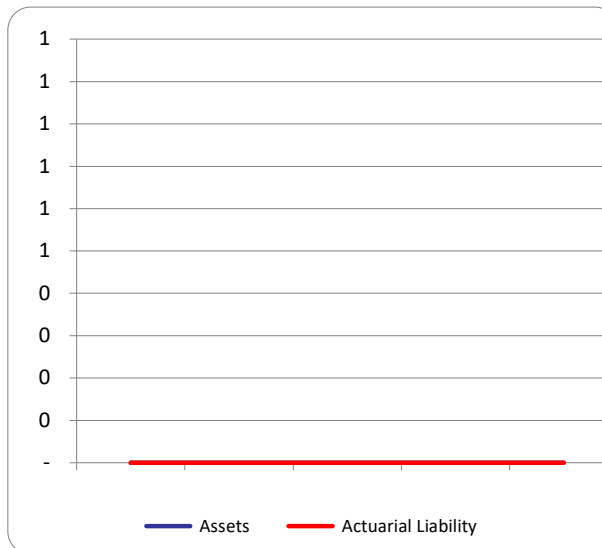
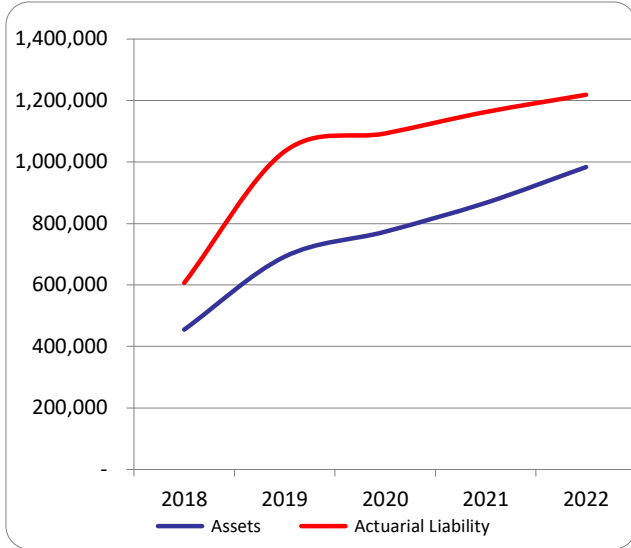
CITIZEN'S GUIDE TO LOCAL UNIT FINANCES - City of Potterville (232060)

OTHER LONG TERM OBLIGATIONS

1. Pension funding status

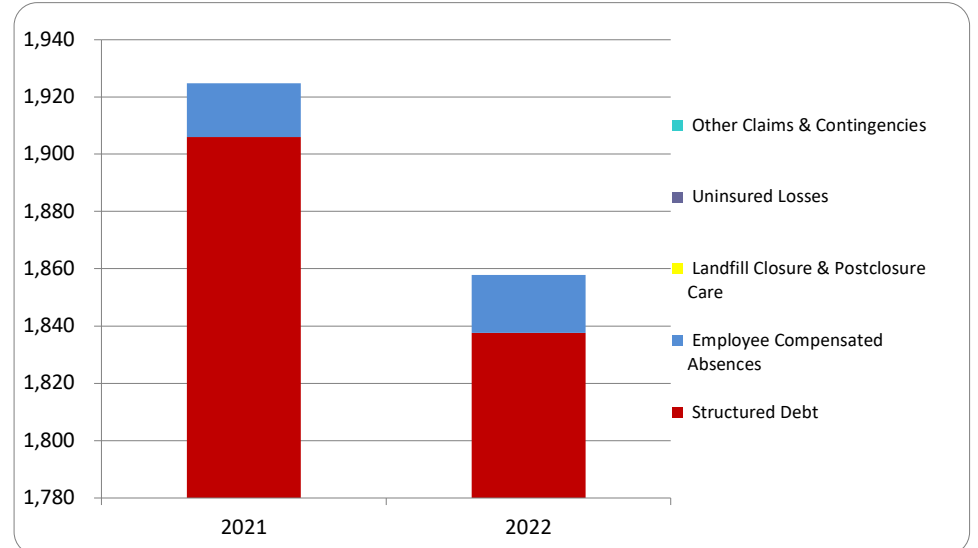
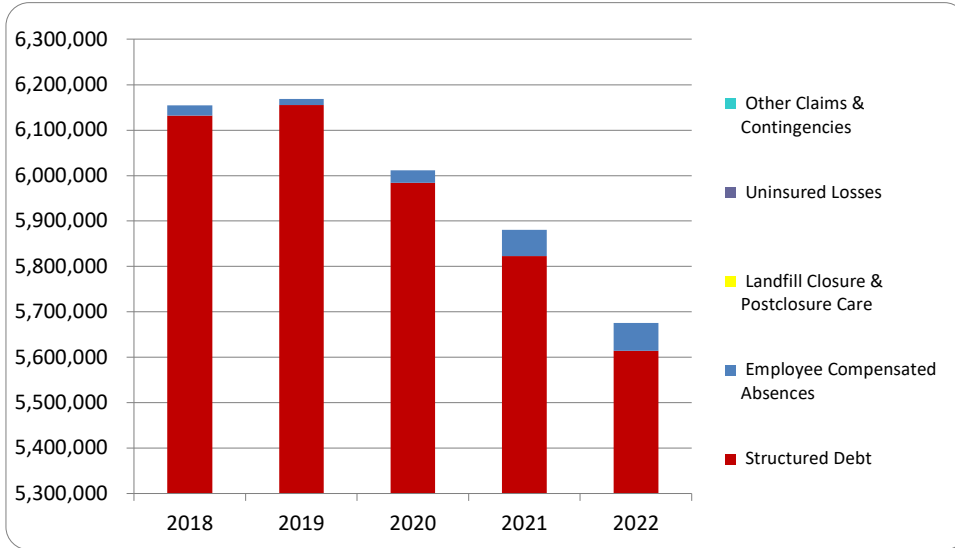
2. Retiree Health care funding status

3. Percent funded - compared to the prior year



4. Long Term Debt obligations:

5. Debt & other long term obligations per capita - compared to the prior year



Commentary:

For more information on our unit's finances, contact Aaron Sheridan, City Manager at (517) 645-7641.

Municipal Performance Dashboard

Fiscal Stability

	2021	2022	Progress
Annual general fund expenditures per capita	\$316	\$342	↑
Fund balance as a percent of annual general fund expenditures	80.0%	87.0%	↑
Unfunded other post employment benefits (OPEB) liability as a percent of annual general fund revenue	N/A	N/A	
Debt burden per capita	\$5,556	\$5,405	↓
Percentage of road funding provided by the general fund	11.0%	21.0%	↑
Ratio of pensioners to employees	0.38	0.57	↑
Number of services delivered via cooperative venture	3	4	↑
Bond rating (Standard & Poor's)	N/A	N/A	

Public Safety

	2020	2021	Progress
Violent crimes per thousand	8.0	38.0	↑
Property crimes per thousand	10	31	↑
Traffic injuries or fatalities	14	4	↓

Economic Strength

	2021	2022	Progress
Percent of community with access to high speed broadband	100%	100%	→
Percent of community age 25+ with a Bachelor Degree or higher	15%	17%	↑
Average age of critical infrastructure (years)	10.0	10.0	→

Quality of Life

	2021	2022	Progress
Miles of sidewalks and non-motorized trails per mile of local roads	1.6	2.0	↑
Percent of general fund budget committed to arts, culture and recreation	0%	0%	→
Acres of park per thousand residents	27.6	36.0	↑
Percent of community with curbside recycling	100%	100%	→

- ↓ Trend is down, performance improving ↑ Trend is up, performance improving
- ↓ Trend is down, performance declining ↑ Trend is up, performance declining
- ↔ Trend is down, performance neutral ↑ Trend is up, performance neutral
- Trend is neutral, performance neutral * 1.0% threshold is allowed

****Disclaimer:** BS&A Software provides BS&A Online as a way for municipalities to display information online and is not responsible for the content or accuracy of the data herein. This data is provided for reference only and WITHOUT WARRANTY of any kind, expressed or inferred. Please contact your local municipality if you believe there are errors in the data.

Copyright © 2022 [BS&A Software](#), Inc.

Projected Budget Report

Local Unit Name: City of Potterville
Local Unit Code: 232060
Current Fiscal Year End Date: 6/30/2023
Fund Name: General fund

REVENUES	Current Year Budget	Percentage Change	Year 2 Budget	Assumptions
Property Taxes	\$ 596,000	2 %	\$ 609,410	Revenue inflation of 2.25% expected
Other Taxes	\$ -	2 %	\$ -	
State Revenue Sharing	\$ 496,114	2 %	\$ 507,277	
Income Tax	\$ -	2 %	\$ -	
Fines & Fees	\$ 75,000	2 %	\$ 76,688	
Licenses & Permits	\$ -	2 %	\$ -	
Interest Income	\$ 3,000	2 %	\$ 3,068	
Grant Revenues	\$ 253,450	2 %	\$ 259,153	
Other Revenues	\$ 102,904	2 %	\$ 105,219	
Interfund Transfers (In)	\$ -	2 %	\$ -	
Total Revenues	\$ 1,526,468		\$ 1,560,814	
EXPENDITURES				
General Government	\$ 471,027	2 %	\$ 481,625	Expense inflation of 2.25% expected
Police and Fire	\$ 351,654	2 %	\$ 359,566	
Other Public Safety	\$ 127,200	2 %	\$ 130,062	
Roads	\$ -	2 %	\$ -	
Other Public Works	\$ 9,600	2 %	\$ 9,816	
Health and Welfare	\$ -	2 %	\$ -	
Community & Economic Development	\$ -	2 %	\$ -	
Recreation & Culture	\$ -	2 %	\$ -	
Capital Outlay	\$ -	2 %	\$ -	
Debt Service	\$ 84,151	2 %	\$ 86,044	
Other Expenditures	\$ -	2 %	\$ -	
Interfund Transfers (Out)	\$ 462,671	2 %	\$ 473,081	
Total Expenditures	\$ 1,506,303		\$ 1,540,195	
Net Revenues (Expenditures)	\$ 20,165		\$ 20,619	
Beginning Fund Balance	\$ 770,786		\$ 790,951	
Ending Fund Balance	\$ 790,951		\$ 811,570	

Commentary:


City, Village, and Township Revenue Sharing and County Incentive Program Certification

Issued under authority of 2022 Public Act 166. Filing is mandatory to qualify for payments.

Each city/village/township/county applying for City, Village, and Township Revenue Sharing or County Incentive Program payments must:

1. Certify to the Michigan Department of Treasury (Treasury) that the local unit listed below has produced and made available to the public a Citizen's Guide, a Performance Dashboard, a Debt Service Report, and a Projected Budget Report as required by 2022 Public Act 166. The local unit must include in any mailing of general information to its citizens, the Internet website address or the physical location where all the documents are available for public viewing in the clerk's office.
2. Submit to Treasury a Citizen's Guide, a Performance Dashboard, a Debt Service Report, and a Projected Budget Report.

This certification, along with a Citizen's Guide, a Performance Dashboard, a Debt Service Report, and a Projected Budget Report, **must be received by December 1, 2022**, (or the first day of a payment month) in order to qualify for that month's payment. Postmark dates will not be considered. For questions, call 517-335-7484.

PART 1: LOCAL UNIT INFORMATION			
Local Unit Name City of Pottersville		Local Unit County Name Eaton	
Local Unit Code 232060		Contact E-Mail Address manager@pottersvillemi.org	
Contact Name Aaron Sheridan	Contact Title City Manager	Contact Telephone Number (517) 645-7641	Extension
Website Address, if reports are available online pottersvillemi.org		Current Fiscal Year End Date 6/30/2022	
PART 2: CITIZEN'S GUIDE			
Check any of the following that apply:			
<input type="checkbox"/> The local unit has elected to use Treasury's online Citizen's Guide to comply with the legislative requirements. Therefore, a copy of the Citizen's Guide will not be submitted to Treasury.			
<input type="checkbox"/> The local unit does not have any unfunded liabilities (pensions or other postemployment benefits (OPEB)).			
PART 3: CERTIFICATION			
<i>In accordance with 2022 Public Act 166, the undersigned hereby certifies to Treasury that the above mentioned local unit 1) has produced a Citizen's Guide, a Performance Dashboard, a Debt Service Report, and a Projected Budget Report and 2) will include in any mailing of general information to our citizens, the Internet website address or the physical location where all the documents are available for public viewing in the clerk's office. The Citizen's Guide, Performance Dashboard, Debt Service Report, and Projected Budget Report are attached to this signed certification, unless otherwise noted in Part 2.</i>			
Chief Administrative Officer Signature (as defined in MCL 141.422b) 		Printed Name of Chief Administrative Officer (as defined in MCL 141.422b) Aaron Sheridan	
Title City Manager		Date 11/29/2022	

Completed and signed form (including required attachments) should be e-mailed to: TreasRevenueSharing@michigan.gov.
If you are unable to submit via e-mail, fax to 517-335-3298 or mail the completed form and required attachments to:

Michigan Department of Treasury
Revenue Sharing and Grants Division
PO Box 30722
Lansing MI 48909

TREASURY USE ONLY

CVTRS/CIP Eligible Y N	Certification Received	Citizen's Guide Received
Performance Dashboard Received	Debt Service Report Received	Projected Budget Report Received
Final Certification	CVTRS/CIP Notes	