

TIFA REGULAR MEETING AGENDA

Monday, June 13th 2022 at 5:30 p.m.

- 1. Call the Meeting to Order:**
- 2. Pledge of Allegiance:**
- 3. Roll Call:** Members Brian Goodman, Joseph Bristol Jr., Bob Nichols, Bruce Kring, Jon McNett, Elizabeth Ross, Ronald Norman

Members Present: _____

Members Absent: _____

- 4. Agenda Approval:** _____

- 5. Approval of Minutes:**

a) Regular Draft Meeting Minutes from May 9th 2022.

- 6. Approval of Bank Reconciliation:** \$201,979.22

- 7. Approval of Bills:** \$137,763.95

- 8. Public Comment:** Items on the Agenda.

- 9. Old Business:** None.

- 10. New Business:**

- a) 2021-2022 TIFA Fiscal Year Budget Amendments - Fund 247
- b) 2022-2023 TIFA Fiscal Year Budget – Fund 247
- c) Phase 3 TIFA Sidewalk Location(s)
- d) Lansing Road / Vermontville Hwy Intersection Option(s)
- e) TIFA Regular Monthly Meeting Time

- 11. Public Comment: Items not on the Agenda.**

- 12. Next Meeting:** July 11th 2022 at 5:30 pm.

- 13. Administrative Report:** In attendance.

- 14. Excuse absent Members:**

- 15. Meeting Adjourn:**

Pottersville TIFA Board Minutes

Monday, May 9, 2022 @ 5:30 p.m. – Pottersville City Hall, 319 N. Nelson Street

Meeting was called to order by B. Kring at 5:30 p.m.

Pledge of Allegiance was recited by all.

Roll Call: **Present:** B. Kring, B. Nichols, L. Ross, J. McNett, R. Norman, and B. Goodman.
 Absent: J. Bristol

Agenda Approval: Motion by Member Ross to approve the agenda, seconded by Member Norman. Motion carried (6-0-1).

Approval of Minutes: Motion by Member Nichols to approve the minutes from April 11, 2022, seconded by Member Ross. Motion carried (6-0-1).

Approval of Bank Reconciliation: Motion by Member Kring to approve Bank Reconciliation from April 1st – April 30th, 2022, in the amount of \$204,412.65, seconded by Member Nichols. Motion carried (6-0-1).

Approval of Bills: Motion by Member Kring to pay bills totaling \$2,442.62, seconded by Member Norman. Motion carried (6-0-1).

Public Comment: None.

New Business:

- a) 2021-2022 TIFA Fiscal Year Budget Amendments. Roll call vote to move forward with Council's Budget Amendments for 2021-2022 Fiscal Year.
- b) 2022-2023 TIFA Fiscal Year Capital Development Projects. Board discusses options for projects such as continuing sidewalk phases, road and lighting improvements and bond payments.
- c) 2022-2023 TIFA Fiscal Year Budget Discussion. Direction discusses how he will put together the Budget for 2022-2023 Fiscal Year.
- d) TIFA Audit Proposal. Motion by Member Nichols to send approve as presented, seconded by Member Kring. Motion carried (6-0-1).

Public Comment: None.

Next Meeting: Monday, June 13, 2022 at 5:30 p.m.

Administrative Report: None.

Motion to Excuse Absent Members: Motion by Member Nichols to excuse Member Bristol, seconded by Member Ross. Motion carried (6-0-1).

Motion to Adjourn: Meeting adjourned by Member Kring.

Meeting adjourned at 6:41 p.m.

Respectfully submitted,

Kayla Schwartz, TIFA Secretary

Approved by TIFA Board _____, 2022

DRAFT

06/02/2022 01:57 PM

BANK RECONCILIATION FOR CITY OF POTTERVILLE

Page 1/1

User: JWest

Bank TIFA (TIFA)

DB: Potterville

FROM 05/01/2022 TO 05/31/2022

Reconciliation Record ID: 142

GL Number	Description	Beginning Balance
247-000-001.000	CASH	204,412.65
Beginning GL Balance:		204,412.65
Less: Cash Disbursements		(2,442.62)
Add: Journal Entries/Other		9.19
Ending GL Balance:		201,979.22

GL Number	Description	Ending Balance
247-000-001.000	CASH	201,979.22
Ending GL Balance:		201,979.22
Ending Bank Balance:		201,979.22
Add: Deposits in Transit		0.00
Less: 0 AP Outstanding Checks		
Less: 0 PR Outstanding Checks		
Adjusted Bank Balance		201,979.22
Unreconciled Difference:		0.00

REVIEWED BY: DATE: 6-6-2022

06/06/2022 11:33 AM
User: JWest
DB: Pottersville

CUSTOM INVOICE REPORT FOR CITY OF POTTERVILLE
POST DATES 05/10/2022 - 06/13/2022
BOTH JOURNALIZED AND UNJOURNALIZED OPEN AND PAID
BANK CODE: TIFA

Page: 1/1

INVOICE NUMBER	DESCRIPTION	AMOUNT
VENDOR NAME: IRON HORSE EXCAVATION LLC		
APP #1	LANSING RD SIDEWALK- FINAL	109,572.90
PAY #2	CONTRACTOR APPLICATION PAY #2	24,865.72
TOTAL VENDOR IRON HORSE EXCAVATION LLC		134,438.62
VENDOR NAME: JODI WEST		
JUNE 2022	FINANCIAL DUTIES MONTH OF JUNE 2022	333.68
TOTAL VENDOR JODI WEST		333.68
VENDOR NAME: KAYLA SCHWARTZ		
JUNE 2022	SECRETARIAL DUTIES MONTH OF JUNE 2022	75.00
TOTAL VENDOR KAYLA SCHWARTZ		75.00
VENDOR NAME: QUILL CO		
25178843	NAMEPLATE	16.79
TOTAL VENDOR QUILL CO		16.79
VENDOR NAME: WILLIAMS & WORKS		
94260	LANSING RD SIDEWALK PHASE 2- 4/30/22	2,899.86
TOTAL VENDOR WILLIAMS & WORKS		2,899.86
GRAND TOTAL:		137,763.95

06/06/2022 11:53 AM
User: JWest
DB: Potterville

CASH SUMMARY BY FUND FOR CITY OF POTTERVILLE

Page: 1/1

FROM 07/01/2021 TO 05/30/2022

FUND: 247

CASH ACCOUNTS

Fund	Description	Beginning Balance 07/01/2021	Total Debits	Total Credits	Ending Balance 05/30/2022
247	TAX INCREMENT FINANCING AUTHOR	124,836.57	186,352.00	109,218.54	201,970.03

06/06/2022 11:54 AM
User: JWest
DB: Potterville

MONTHLY BALANCES REPORT FOR CITY OF POTTERVILLE
FROM 07/01/2021 TO 05/31/2022
Bank code: TIFA - TIFA
Account Category: Cash

Page: 1/1

GL #	DESCRIPTION	NET ACTIVITY	BALANCE
		DR (CR)	DR (CR)
247-000-001.000 CASH		Beg. Balance	124,836.57
July		(486.79)	124,349.78
August		(9,523.59)	114,826.19
September		61,851.69	176,677.88
October		(10,799.56)	165,878.32
November		15,169.85	181,048.17
December		(1,750.67)	179,297.50
January		27,595.66	206,893.16
February		10,818.78	217,711.94
March		(11,605.62)	206,106.32
April		(1,693.67)	204,412.65
May		(2,433.43)	201,979.22
End Balance 05/31/2022		(2,433.43)	201,979.22

User: JWest

DB: Potterville

PERIOD ENDING 05/31/2022

GL NUMBER	DESCRIPTION	2021-22 AMENDED BUDGET	YTD BALANCE 05/31/2022 NORM (ABNORM)	ACTIVITY FOR MONTH 05/31/22 INCR (DECR)	AVAILABLE BALANCE NORM (ABNORM)	% BDGT USED	END BALANCE 06/30/2021 NORM (ABNORM)
Fund 247 - TAX INCREMENT FINANCING AUTHOR							
Revenues							
Dept 728 - TIFA DEPT							
247-728-401.000	PROPERTY TAXES	166,580.22	166,580.22	0.00	0.00	100.00	159,788.72
247-728-573.000	LOCAL COMMUNITY STABILIZATION	18,570.52	18,570.52	0.00	0.00	100.00	12,248.61
247-728-664.000	INTEREST INCOME	81.00	79.30	9.19	1.70	97.90	359.33
247-728-698.000	MISC INCOME	1,047.12	1,047.12	0.00	0.00	100.00	0.00
Total Dept 728 - TIFA DEPT		186,278.86	186,277.16	9.19	1.70	100.00	172,396.66
TOTAL REVENUES		186,278.86	186,277.16	9.19	1.70	100.00	172,396.66
Expenditures							
Dept 728 - TIFA DEPT							
247-728-702.000	WAGES - OTHER	4,900.00	4,566.32	408.00	333.68	93.19	4,899.98
247-728-726.000	OFFICE EXPENSE	1,120.00	1,048.79	0.00	71.21	93.64	1,110.87
247-728-731.000	PUBLICATION	300.00	0.00	0.00	300.00	0.00	195.04
247-728-801.000	ATTORNEY	2,000.00	47.00	47.00	1,953.00	2.35	586.50
247-728-803.000	ENGINEERS FEES	25,000.00	15,502.49	1,987.62	9,497.51	62.01	25,250.88
247-728-807.000	AUDIT	4,500.00	4,500.00	0.00	0.00	100.00	4,400.00
247-728-823.000	GRANT PROJECTS	0.00	0.00	0.00	0.00	0.00	2,000.00
247-728-967.000	SIDEWALK AND LIGHTING IMPROVE	0.00	0.00	0.00	0.00	0.00	4,601.26
247-728-967.400	ROAD IMPROVEMENTS	0.00	0.00	0.00	0.00	0.00	5,797.50
247-728-967.700	CITY IMPROVEMENTS	3,600.00	42.75	0.00	3,557.25	1.19	2,650.00
247-728-970.000	CAPITAL OUTLAY	150,000.00	8,595.79	0.00	141,404.21	5.73	151,433.72
247-728-995.000	BOND INTEREST	19,383.00	19,382.50	0.00	0.50	100.00	21,042.50
247-728-996.000	BOND PRINCIPAL	45,000.00	45,000.00	0.00	0.00	100.00	40,000.00
Total Dept 728 - TIFA DEPT		255,803.00	98,685.64	2,442.62	157,117.36	38.58	263,968.25
TOTAL EXPENDITURES		255,803.00	98,685.64	2,442.62	157,117.36	38.58	263,968.25
Fund 247 - TAX INCREMENT FINANCING AUTHOR:							
TOTAL REVENUES		186,278.86	186,277.16	9.19	1.70	100.00	172,396.66
TOTAL EXPENDITURES		255,803.00	98,685.64	2,442.62	157,117.36	38.58	263,968.25
NET OF REVENUES & EXPENDITURES		(69,524.14)	87,591.52	(2,433.43)	(157,115.66)	125.99	(91,571.59)
BEG. FUND BALANCE		114,387.70	114,387.70				205,959.29
END FUND BALANCE		44,863.56	201,979.22				114,387.70

User: JWest

Balances as of 05/31/2022

DB: Potterville

Fund 247 - TAX INCREMENT FINANCING AUTHOR

Account	Description	2021-22 Amended Budget	YEAR-TO-DATE THRU 05/31/22	Available Balance	% Used
Revenues					
Department 728: TIFA DEPT					
401.000	PROPERTY TAXES				
09/24/2021	GJ TAX DISTRIBUTION	110566	127,307.78 JE# 6419		
01/28/2022	GJ TAX DISTRIBUTION - CK 4841	112351	9,059.73 JE# 6522		
01/28/2022	GJ TAX DISTRIBUTION CK 4858	112352	18,174.06 JE# 6523		
02/26/2022	GJ TAX DISTRIBUTION DEPOSIT	112998	12,038.65 JE# 6533		
401.000	PROPERTY TAXES	166,580.22	166,580.22	0.00	100.00
573.000	LOCAL COMMUNITY STABILIZATION				
11/05/2021	GJ PPT REIMBURSEMENT-LOCAL COMMUNITY STABIL	111140	18,570.52 JE# 6473		
573.000	LOCAL COMMUNITY STABILIZATION	18,570.52	18,570.52	0.00	100.00
664.000	INTEREST INCOME				
07/31/2021	GJ INTEREST MONTH OF JULY 2021	109076	5.30 JE# 6355		
08/31/2021	GJ INTEREST MONTH OF AUGUST 2021	109558	5.04 JE# 6389		
09/30/2021	GJ INTEREST MONTH OF SEPT 2021	110567	4.73 JE# 6420		
10/31/2021	GJ INTEREST MONTH OF OCT 21	110867	7.08 JE# 6435		
11/30/2021	GJ INTEREST MONTH OF NOV 21	111141	7.66 JE# 6474		
12/31/2021	GJ INTEREST MONTH OF DEC 21	111819	7.66 JE# 6487		
01/31/2022	GJ INTEREST MONTH OF JAN 2022	112353	7.76 JE# 6524		
02/28/2022	GJ INTEREST MONTH OF FEB 2022	112999	7.97 JE# 6534		
03/31/2022	GJ INTEREST INCOME MARCH 2022	113328	(9.03) JE# 6557		
03/31/2022	GJ INTEREST INCOME MONTH OF MARCH 2022	113329	9.03 JE# 6558		
04/04/2022	GJ REVERSE JE#: 113328	113330	9.03 JE# 6559		
04/30/2022	GJ INTEREST MONTH OF APRIL 2022	113681	7.88 JE# 6597		
05/31/2022	GJ INTEREST MONTH OF MAY 2022	114021	9.19 JE# 6626		
664.000	INTEREST INCOME	81.00	79.30	1.70	97.90
698.000	MISC INCOME				
08/31/2021	GJ MISC INCOME-CK RECEIVED	109559	48.34 JE# 6390		
08/31/2021	GJ MISC INCOME- SWEEP DIFFERENTIAL	109559	(1.22) JE# 6390		
01/28/2022	GJ REIMBURSEMENT FOR SURETY BOND	112350	1,000.00 JE# 6521		
698.000	MISC INCOME	1,047.12	1,047.12	0.00	100.00
Total - Dept 728		186,278.86	186,277.16	1.70	100.00
Total Revenues		186,278.86	186,277.16	1.70	100.00
Expenditures					
Department 728: TIFA DEPT					
702.000	WAGES - OTHER				
07/12/2021	AP JULY 2021 FINANCIAL SECRETARIAL DUTIES	108693	333.34 Inv #: 'JULY 2021' Vendor '09752'		
07/12/2021	AP JULY 2021 SECRETARIAL DUTIES	108694	75.00 Inv #: 'JULY 2021' Vendor '0000011144'		
08/09/2021	AP SECRETARIAL DUTIES MONTH OF AUGUST 2021	109105	75.00 Inv #: 'AUGUST 2021' Vendor '0000011144'		
08/09/2021	AP AUGUST 2021 FINANCIAL SECRETARY DUTIES	109106	333.33 Inv #: 'AUGUST 2021' Vendor '09752'		
09/02/2021	AP Void Invoice JUNE 2021 0000011144	109611	(75.00) Inv #: 'JUNE 2021' Vendor '0000011144'		
09/13/2021	AP SEPT MEETING, XTRA AUG MEETING AND VOID	110264	225.00 Inv #: 'SEPT 2021' Vendor '0000011144'		
09/13/2021	AP FINANCIAL DUTIES MONTH OF SEPT 2021	110265	333.33 Inv #: 'SEPT 2021' Vendor '09752'		
10/11/2021	AP SECRETARIAL DUTIES MONTH OF OCT 2021	110637	75.00 Inv #: 'OCT 2021' Vendor '0000011144'		
10/11/2021	AP FINANCIAL SECRETARIAL DUTIES OCT 21	110636	333.33 Inv #: 'OCTOBER 21' Vendor '09752'		
11/08/2021	AP FINANCIAL SECRETARIAL DUTIES MONTH OF NO	110921	333.33 Inv #: 'NOV 2021' Vendor '09752'		

Balances as of 05/31/2022

Fund 247 - TAX INCREMENT FINANCING AUTHOR

Account	Description	2021-22 Amended Budget	YEAR-TO-DATE THRU 05/31/22	Available Balance	% Used
Expenditures					
Department 728: TIFA DEPT					
11/08/2021	AP SECRETARIAL DUTIES MONTH OF NOV 2021	110922	75.00	Inv#: 'NOV 2021' Vendor '0000011144'	
12/13/2021	AP SECRETARIAL DUTIES MONTH OF DEC 2021	111223	75.00	Inv#: 'DEC 2021' Vendor '0000011144'	
12/13/2021	AP FINANCIAL SECRETARY DUTIES MONTH OF DEC	111224	333.33	Inv#: 'DEC 2021' Vendor '09752'	
01/10/2022	AP SECRETARIAL DUTIES JAN 2022	111952	75.00	Inv#: 'JAN 2022' Vendor '0000011144'	
01/10/2022	AP FINANCIAL SECRETARIAL DUTIES JAN 2022	111953	333.33	Inv#: 'JAN 2022' Vendor '09752'	
02/14/2022	AP FINANCIAL SECRETARIAL DUTIES MONTH OF FE	112709	333.34	Inv#: 'FEB 2022' Vendor '09752'	
02/14/2022	AP SECRETARIAL DUTIES MONTH OF FEB 2022	112710	75.00	Inv#: 'FEB 2022' Vendor '0000011144'	
03/14/2022	AP SECRETARIAL DUTIES MARCH 2022	113112	75.00	Inv#: 'MAR 2022' Vendor '0000011144'	
03/14/2022	AP FINANCIAL SECRETARY DUTIES MONTH OF MARC	113113	333.33	Inv#: 'MARCH 2022' Vendor '09752'	
04/11/2022	AP APRIL 2022 SECRETARIAL DUTIES	113392	75.00	Inv#: 'APRIL 2022' Vendor '0000011144'	
04/11/2022	AP FINANCIAL SECRETARIAL DUTIES MONTH OF AP	113393	333.33	Inv#: 'APRIL 2022' Vendor '09752'	
05/09/2022	AP MAY 2022 SECRETARIAL DUTIES	113717	75.00	Inv#: 'MAY 2022' Vendor '0000011144'	
05/09/2022	AP FINANCIAL SECRETARIAL DUTIES MONTH OF MA	113718	333.00	Inv#: 'MAY 2022' Vendor '09752'	
702.000	WAGES - OTHER	4,900.00	4,566.32	333.68	93.19
726.000	OFFICE EXPENSE				
03/14/2022	AP NAMEPLATE - MCNETT	113111	16.79	Inv#: '23251356A' Vendor '07490'	
03/14/2022	AP POSTCARDS LOOKING FOR TIFA MEMBERS	113108	32.00	Inv#: '501327' Vendor '01870'	
04/11/2022	AP CITY HALL USAGE AND EXPENSES FOR MONTHLY	113394	1,000.00	Inv#: 'CITY HALL 2022' Vendor '02060'	
726.000	OFFICE EXPENSE	1,120.00	1,048.79	71.21	93.64
731.000	PUBLICATION	300.00	0.00	300.00	0.00
801.000	ATTORNEY				
05/09/2022	AP ATTORNEY FEES MONTH OF MARCH 2022	113715	47.00	Inv#: '831748' Vendor '03445'	
801.000	ATTORNEY	2,000.00	47.00	1,953.00	2.35
803.000	ENGINEERS FEES				
07/12/2021	AP LANSING ROAD SIDEWALK PROJECT APRIL 2021	108692	83.75	Inv#: '92192' Vendor '10540'	
08/03/2021	AP REVERSE JE#: 108692 (20-21 FISCAL YEAR)	109103	(83.75)	Inv #: '6362' Vendor ''	
10/11/2021	AP LANSING RD SIDEWALK- PHASE 2- BILLING -	110635	5,757.30	Inv#: '92756' Vendor '10540'	
10/11/2021	AP LANSING RD SIDEWALK PROJECT- THROUGH 8/2	110638	4,641.01	Inv#: '92918' Vendor '10540'	
01/10/2022	AP LANSING SIDEWALK PROJECT- WORK COMPLETED	111954	87.56	Inv#: '93432' Vendor '10540'	
02/14/2022	AP PROFESSIONAL SERVICES BILLING TO OCT 02	112708	610.50	Inv #: '93091' Vendor '10540'	
02/14/2022	AP PROFESSIONAL SERVICES THROUGH 12/31/21	112707	209.00	Inv#: '93627' Vendor '10540'	
03/14/2022	AP LANSING RD SIDEWALK- THROUGH 1/29/22	113109	1,907.25	Inv#: '93812' Vendor '10540'	
04/11/2022	AP LANSING SIDEWALK PROJECT- PHASE 2 THROUG	113391	302.25	Inv#: '93955' Vendor '10540'	
05/09/2022	AP LANSING SIDEWALK PROJECT- MONTH OF MARCH	113716	1,987.62	Inv#: '94080' Vendor '10540'	
803.000	ENGINEERS FEES	25,000.00	15,502.49	9,497.51	62.01
807.000	AUDIT				
11/08/2021	AP PROGRESS ON JUNE 30, 2021 AUDIT	110923	3,000.00	Inv#: '5345' Vendor '11101'	
12/13/2021	AP COMPLETION OF AUDIT 6/30/21	111222	1,350.00	Inv#: '5367' Vendor '11101'	
01/10/2022	AP COMPLETION OF REQUIRED TIFA REPORTING FO	111955	150.00	Inv #: '5427' Vendor '11101'	
807.000	AUDIT	4,500.00	4,500.00	0.00	100.00
967.700	CITY IMPROVEMENTS				
08/09/2021	AP FLOWERS FOR SIGN AT ALLIANCE PARK	109107	42.75	Inv #: '211238TIFA' Vendor '0000011230'	
967.700	CITY IMPROVEMENTS	3,600.00	42.75	3,557.25	1.19

User: JWest

Balances as of 05/31/2022

DB: Pottersville

Fund 247 - TAX INCREMENT FINANCING AUTHOR

Account	Description	2021-22 Amended Budget	YEAR-TO-DATE THRU 05/31/22	Available Balance	% Used
Expenditures					
Department 728: TIFA DEPT					
970.000	CAPITAL OUTLAY				
08/20/2021	AP LANSING RD SIDEWALK- PHASE 1 - FINAL		110261 8,595.79	Inv #: '220149' Vendor '0000011235'	
970.000	CAPITAL OUTLAY	150,000.00	8,595.79	141,404.21	5.73
995.000	BOND INTEREST				
09/13/2021	AP TIFA 2013 BOND, LTGO		110262 10,141.25	Inv #: 'TIFA BOND' Vendor '0000011228'	
04/01/2022	AP 2013 TIFA BOND- INTEREST PAYMENT		113110 9,241.25	Inv #: 'TIFABOND' Vendor '0000011228'	
995.000	BOND INTEREST	19,383.00	19,382.50	0.50	100.00
996.000	BOND PRINCIPAL				
09/13/2021	AP TIFA 2013 BOND, LTGO		110262 45,000.00	Inv #: 'TIFA BOND' Vendor '0000011228'	
996.000	BOND PRINCIPAL	45,000.00	45,000.00	0.00	100.00
Total - Dept 728		255,803.00	98,685.64	157,117.36	38.58
Total Expenditures		255,803.00	98,685.64	157,117.36	38.58
NET OF REVENUES AND EXPENDITURES		(69,524.14)	87,591.52	(157,115.66)	

06/06/2022 11:55 AM
User: JWest
DB: Potterville

ACCOUNT BALANCE REPORT FOR CITY OF POTTERVILLE
PERIOD ENDING 05/31/2022

Page: 1/1

TIFA

GL NUMBER	DESCRIPTION	BALANCE		2021-22 AMENDED BUDGET	END BALANCE	
		NORMAL	05/31/2021 (ABNORMAL)		NORMAL	05/31/2022 (ABNORMAL)
Assets						
247-000-001.000	CASH		276,668.24			201,979.22
TOTAL ASSETS			276,668.24			201,979.22
Total - All Funds;			276,668.24	0.00		201,979.22

June 9, 2022

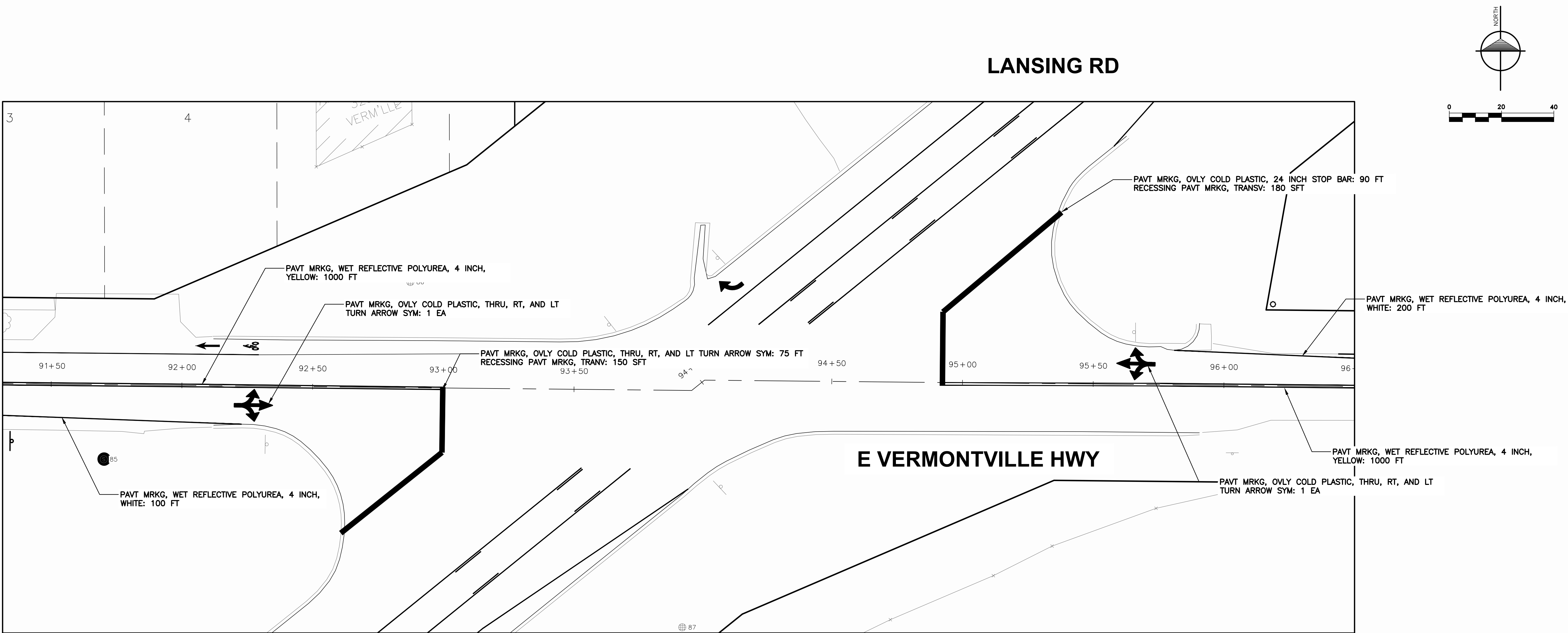
To: TIFA Board Members
From: Aaron, TIFA Director
Subject: Capital Projects 2022-2023

TIFA Estimated Funds for Capital Projects is about \$153,939.42 – This is to Plan for the new Fiscal budget 2022-2023.

1. TIFA Sidewalk corridor development project under current specifications. This is consistent with your Development Plan and sub-area plans of TIFA. A low bid price at this time with contingencies and engineering for a 6 foot concrete sidewalk is about \$88.29 per linear foot. Again, this includes associated costs of 10% contingencies and costs for engineering and inspection. Your TIFA Development Plan and City Master Plan encourages interconnectivity of walkways that adds synergy from existing assets. Each sidewalk section that is connected to an existing sidewalk grid creates additional recreation value from prior investments. Closing gaps in a sidewalk grid for example is known to increase use of the grid, not just that that portion of new sidewalk.
 - ✓ Sidewalk extension on east side of Lake Alliance Drive into Lake Alliance to Softball Complex/Boat Launch/Non-Motorized Trail/Baseball Stadium area. Increases interconnectivity of Phase II Sidewalk and connects/extends to existing non-motorized grid throughout the City = 887.3 linear feet for **\$78,340**
 - ✓ Sidewalk extension from **EAST (NOT WEST)** side of South Nelson Street to a connection point of existing sidewalk on Cormack Street. Increase interconnectivity of the Phase II Sidewalk, connects/extends non-motorized grid throughout the City = 380 linear feet for **\$33,550**
 - ✓ Sidewalk extension from west side of South Nelson Street to a connection point of existing sidewalk on South Dunbar Street. Increase Interconnectivity of the Phase II Sidewalk, connects/extends non-motorized grid throughout the City = 365 linear feet for **\$32,225.85**.
 - ✓ Sidewalk extension along Lansing Road from East Pearl/Dawn Court thence south west to East Vermontville Hwy. Increases interconnectivity of Phase I Lansing Sidewalk = 835 linear feet for **\$73,722.15**.
2. Lansing Road corridor traffic intersection improvements at the Vermontville Hwy crossing – Engineered Option includes traffic restriping and specialty signage for LED flashing Stop signs, Stop Ahead signage. The striping project would have proper authorization of County Road Commission who has jurisdiction of the Lansing Road right of way. County Road Commission may require approval of City Council = **\$7,500 - \$10,000 (with signage) per intersection**.
 - ✓ **Traffic Marking Arrows** and lanes stripes can be amended with Eaton County Road Commission/City Council approval. Just give me direction on what you want and I will propose it to the Road Commission/City Council.
 - ✓ **Attached are prior engineered Options for Traffic Calming Scenarios at the intersection. Some of these are not recommended by the Road Commission / MDOT, it was their opinions at the time that some of these scenarios and changes are not supported by crash data. None the less – I have copied them again for review.**

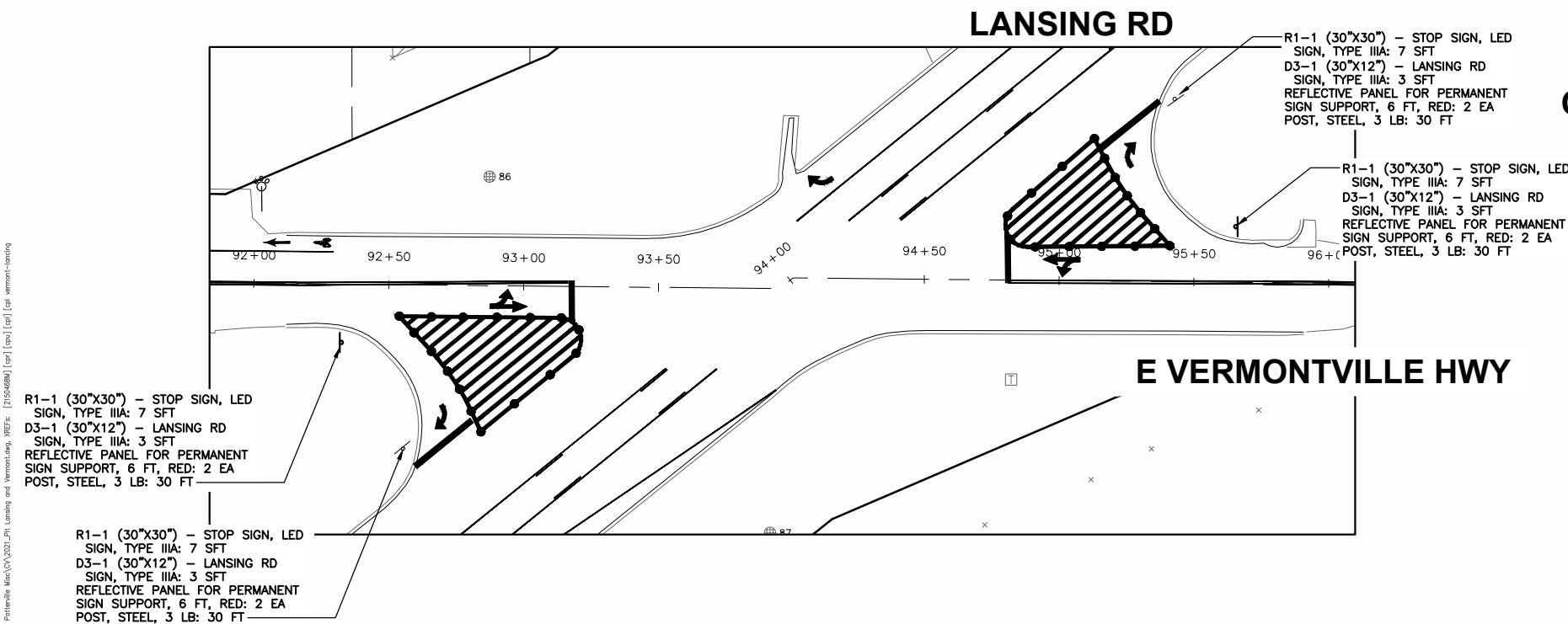
06/09/2022		BUDGET REPORT FOR CITY OF POTTERVILLE				
		Calculations as of 06/09/2022				
		2020-21	2021-22	2021-22	2021-22	2022-23
		AMENDED	ORIGINAL	ACTIVITY	AMENDED	PROPOSED
GL NUMBER	DESCRIPTION	BUDGET	BUDGET	THRU 06/09/22	BUDGET	BUDGET
Fund 247 - TAX INCREMENT FINANCING AUTHOR						
ESTIMATED REVENUES						
Dept 728 - TIFA DEPT						
247-728-401.000	PROPERTY TAXES	159,788.72	159,788.72	166,580.22	166,580.22	171,000.00
247-728-573.000	LOCAL COMMUNITY STABILIZATION	12,248.61	12,248.61	18,570.52	18,570.52	19,000.00
247-728-664.000	INTEREST INCOME	350.00	400.00	79.30	81.00	90.00
247-728-698.000	MISC INCOME			1,047.12	1,047.12	
Totals for dept 728 - TIFA DEPT		172,387.33	172,437.33	186,277.16	186,278.86	190,090.00
TOTAL ESTIMATED REVENUES		172,387.33	172,437.33	186,277.16	186,278.86	190,090.00

06/09/2022		BUDGET REPORT FOR CITY OF POTTERVILLE				
		Calculations as of 06/09/2022				
		2020-21	2021-22	2021-22	2021-22	2022-23
		AMENDED	ORIGINAL	ACTIVITY	AMENDED	PROPOSED
GL NUMBER	DESCRIPTION	BUDGET	BUDGET	THRU 06/09/22	BUDGET	BUDGET
APPROPRIATIONS						
Dept 728 - TIFA DEPT						
247-728-702.000	WAGES - OTHER	5,000.00	4,900.00	4,975.00	4,975.00	4,900.00
247-728-726.000	OFFICE EXPENSE	1,300.00	1,120.00	1,065.58	1,120.00	1,120.00
247-728-731.000	PUBLICATION	300.00	300.00		300.00	300.00
247-728-801.000	ATTORNEY	2,000.00	3,000.00	47.00	1,000.00	500.00
247-728-803.000	ENGINEERS FEES	30,000.00	20,000.00	18,402.35	25,000.00	11,326.56
247-728-807.000	AUDIT	4,650.00	4,650.00	4,500.00	4,500.00	4,650.00
247-728-814.000	BANK SERVICE CHARGES	50.00	50.00			
247-728-823.000	GRANT PROJECTS	2,000.00				
247-728-967.000	SIDEWALK AND LIGHTING IMPROVE	6,000.00	5,000.00			
247-728-967.400	ROAD IMPROVEMENTS	5,797.50				
247-728-967.700	CITY IMPROVEMENTS	3,400.00	3,400.00	42.75	250.00	
247-728-970.000	CAPITAL OUTLAY	165,000.00	135,000.00	143,034.41	159,000.00	140,000.00
247-728-995.000	BOND INTEREST	21,042.50	19,383.00	19,382.50	19,383.00	17,432.00
247-728-996.000	BOND PRINCIPAL	40,000.00	45,000.00	45,000.00	45,000.00	50,000.00
Totals for dept 728 - TIFA DEPT		286,540.00	241,803.00	236,449.59	260,528.00	230,228.56
TOTAL APPROPRIATIONS		286,540.00	241,803.00	236,449.59	260,528.00	230,228.56
NET OF REVENUES/APPROPRIATIONS - FUND 247		(114,152.67)	(69,365.67)	(50,172.43)	(74,249.14)	(40,138.56)
BEGINNING FUND BALANCE		205,959.29	114,387.70	114,387.70	114,387.70	40,138.56
ENDING FUND BALANCE		91,806.62	45,022.03	64,215.27	40,138.56	

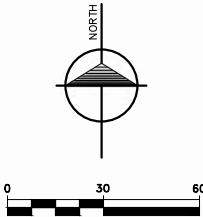


PAVEMENT MARKING OPTION

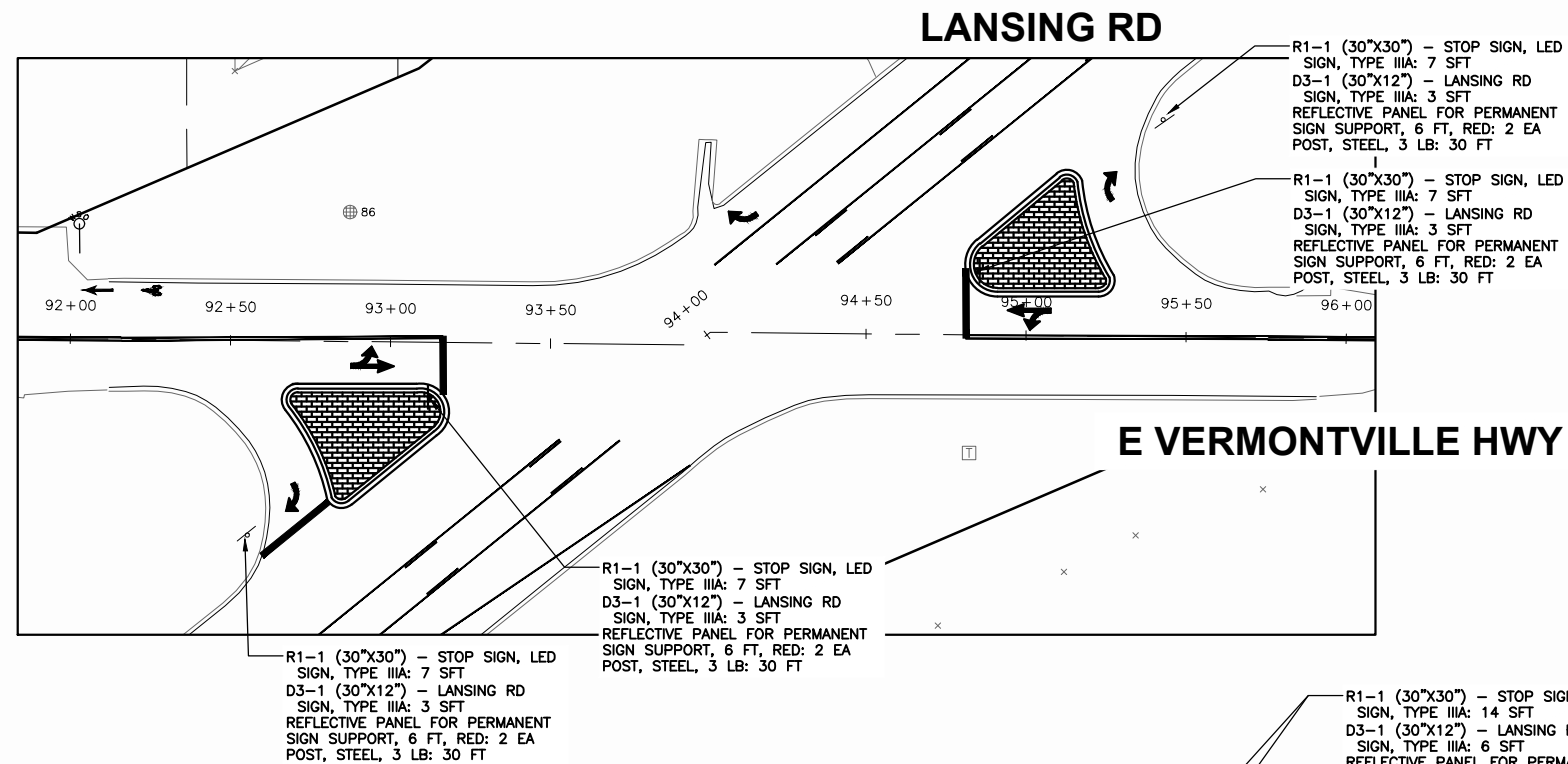
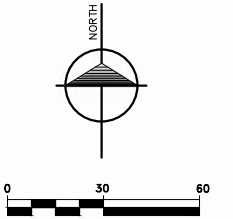
Item Code	Description	Quantity	Units	Unit Price	Total
8110045	Pavt Mrkg, Ovly Cold Plastic, 24 inch, Stop Bar	165	Ft	\$ 15.00	\$ 2,475.00
8110451	Recessing Pavt Mrkg, Transv	330	Sft	\$ 5.00	\$ 1,650.00
8112114	Pavt Mrkg, Wet Reflective Polyurea, 4 inch, White	300	Ft	\$ 1.25	\$ 375.00
8112117	Pavt Mrkg, Wet Reflective Polyurea, 4 inch, Yellow	2000	Ft	\$ 1.25	\$ 2,500.00
8117050	Pavt Mrkg, Ovly Cold Plastic, Thru, Rt, and Lt Turn Arrow Sym	2	Ea	\$ 250.00	\$ 500.00
Total					\$ 7,500.00



Item Code	Description	Quantity	Units	Unit Price	Total
8100371	Post, Steel 3lb	120	Ft	\$ 8.00	\$ 960.00
8100404	Sign, Type IIIA	12	Sft	\$ 20.00	\$ 240.00
8107010	Stop Sign, LED	28	Sft	\$ 257.00	\$ 7,196.00
8100399	Pavt Mrkg, Ovly Cold Plastic, 12 inch, Cross Hatching White	1086	Ft	\$ 5.00	\$ 5,430.00
8100405	Pavt Mrkg, Ovly Cold Plastic, 24 inch, Stop Bar	95	Ft	\$ 15.00	\$ 1,440.00
8112147	Pavt Mrkg, Wet Reflective Waterborne, 4inch, Yellow	2000	Ft	\$ 0.50	\$ 1,000.00
8110076	Pavt Mrkg, Ovly Cold Plastic, Thru and Lt Turn Arrow Sym	2	Ea	\$ 200.00	\$ 400.00
8110071	Pavt Mrkg, Ovly Cold Plastic, R Turn Sym	2	Ea	\$ 200.00	\$ 400.00
Total					\$17,066.00



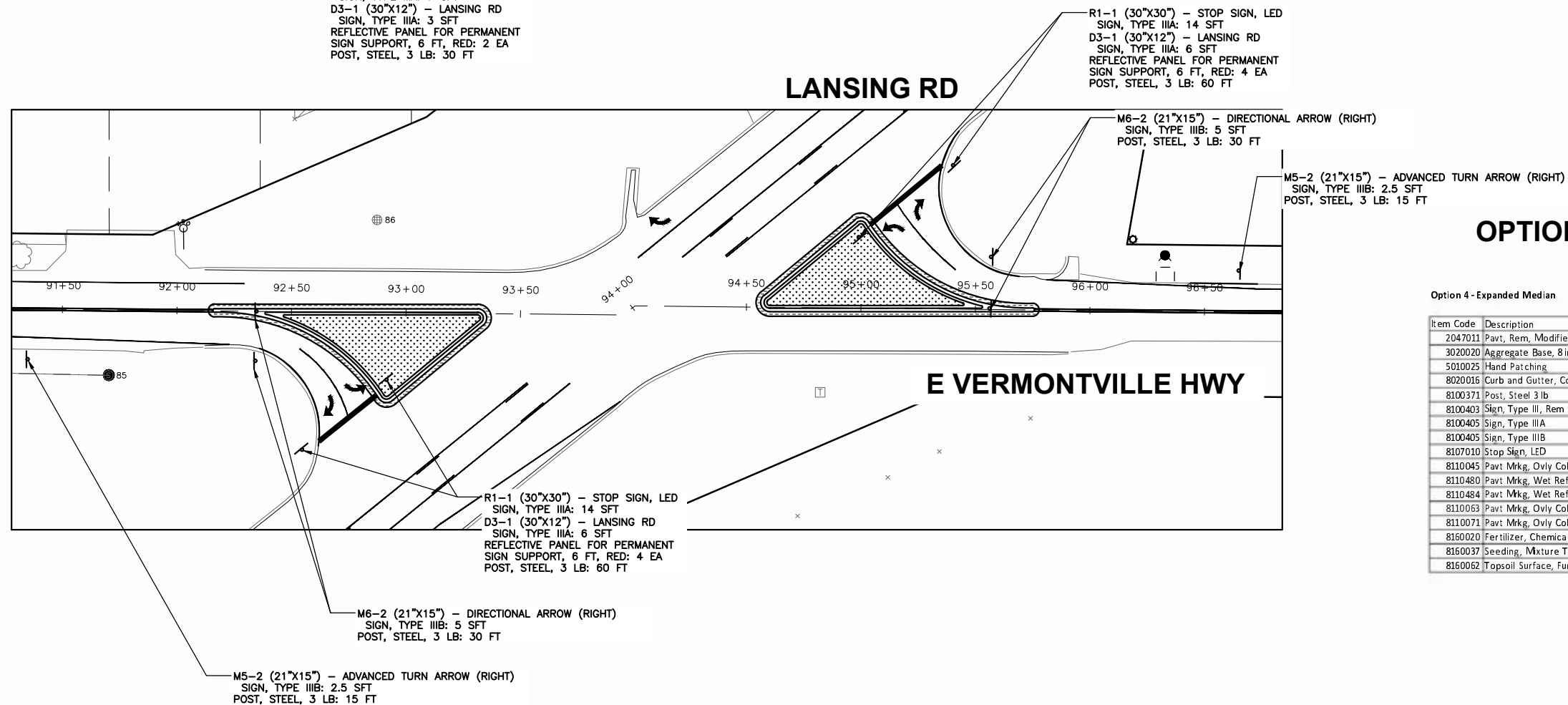
Item Code	Description	Quantity	Units	Unit Price	Total
8100360	Post, Flexible, Delineator	31	Ea	\$100.00	\$ 3,100.00
8100371	Post, Steel 3 lb	120	Pt	\$ 8.00	\$ 960.00
8100405	Sign, Type IIIA	12	Sft	\$ 20.00	\$ 240.00
8107010	Stop Sign, LED	28	Sft	\$ 257.00	\$ 7,196.00
8110039	Pav't Mrkg, Ovl'y Cold Plastic, 12 inch, Cross Hatching White	1088	Pt	\$ 5.00	\$ 5,430.00
8110045	Pav't Mrkg, Ovl'y Cold Plastic, 24 inch, Stop Bar	96	Pt	\$ 15.00	\$ 1,440.00
8112147	Pav't Mrkg, Wet Reflective Waterborne, 4 inch, Yellow	2000	Pt	\$ 0.50	\$ 1,000.00
8110076	Pav't Mrkg, Ovl'y Cold Plastic, Thru and Lt Turn Arrow Sym	2	Ea	\$ 200.00	\$ 400.00
8110071	Pav't Mrkg, Ovl'y Cold Plastic, Rt Turn Sym	2	Ea	\$ 200.00	\$ 400.00
Total					\$20,166.00



OPTION 3 - CURB MEDIAN

Option 3 - Curb Median

Item Code	Description	Quantity	Units	Unit Price	Total
2047011	Pavt, Rem, Modified	308	Syd	\$ 15.00	\$ 4,620.00
2020020	Aggregate Base, 8 inch	308	Syd	\$ 20.00	\$ 6,160.00
5010025	Hand Patching	60	Ton	\$120.00	\$ 7,200.00
8020016	Curb and Gutter, Conc, Det B2	287	Ft	\$ 30.00	\$ 8,610.00
8037010	Stamped Concrete, 6 inch	1794	Sft	\$ 10.00	\$17,940.00
8100371	Post, Steel 3/1 b	120	Ft	\$ 8.00	\$ 960.00
8100403	Sign, Type III, Rem	2	Ea	\$ 20.00	\$ 40.00
8100405	Sign, Type IIIA	12	Sft	\$ 20.00	\$ 240.00
8107010	Stop Sign, LED	28	Sft	\$257.00	\$ 7,196.00
8110045	Pavt Mrkg, Ovly Cold Plastic, 24 inch, Stop Bar	96	Ft	\$ 15.00	\$ 1,440.00
8112147	Pavt Mrkg, Wet Reflective Waterborne, 4 inch, Yellow	2000	Ft	\$ 0.50	\$ 1,000.00
8110076	Pavt Mrkg, Ovly Cold Plastic, Thru and Lt Turn Arrow Sym	2	Ea	\$200.00	\$ 400.00
8110071	Pavt Mrkg, Ovly Cold Plastic, Rt Turn Sym	2	Ea	\$200.00	\$ 400.00
Total					\$ 56,206.00



OPTION 4 - EXPANDED MEDIAN

Option 4 - Expanded Median

Item Code	Description	Quantity	Units	Unit Price	Total
2047011	Pavt, Rem, Modified	530	Syd	\$ 15.00	\$ 7,950.00
3020020	Aggregate Base, 8 in	500	Syd	\$ 20.00	\$10,000.00
5010025	Hand Patching	60	Ton	\$120.00	\$ 7,200.00
8020016	Curb and Gutter, Conc, Det B2	540	Ft	\$ 30.00	\$16,200.00
8100371	Post, Steel 3 lb	210	Ft	\$ 8.00	\$ 1,680.00
8100403	Sign, Type III, Rem	2	Ea	\$ 20.00	\$ 40.00
8100405	Sign, Type IIIA	12	Sft	\$ 20.00	\$ 240.00
8100405	Sign, Type IIB	15	Sft	\$ 20.00	\$ 300.00
8107010	Stop Sign, LED	28	Sft	\$257.00	\$ 7,196.00
8110045	Pavt Mkg, Ovly Cold Plastic, 24 inch, Stop Bar	80	Ft	\$ 15.00	\$ 1,200.00
8110480	Pavt Mkg, Wet Reflective Waterborne, 4 inch, White	1080	Ft	\$ 0.50	\$ 540.00
8110484	Pavt Mkg, Wet Reflective Waterborne, 4 inch, Yellow	2000	Ft	\$ 0.50	\$ 1,000.00
8110063	Pavt Mkg, Ovly Cold Plastic, Lt Turn Sym	2	Ea	\$200.00	\$ 400.00
8110071	Pavt Mkg, Ovly Cold Plastic, Rt Turn Sym	2	Ea	\$200.00	\$ 400.00
8160020	Fertilizer, Chemical Nutrient, G A	13	lb	\$ 8.00	\$ 104.00
8160037	Seeding, Mixture TDS	16	lb	\$ 8.00	\$ 128.00
8160062	Topsoil Surface, Furn, 4 inch	318	Syd	\$ 6.00	\$ 1,908.00
Total					\$56,486.00

Common Safety Countermeasures for Local Agencies



Roadside Design Improvements at Curves

- Increased clear zone:
 - ◇ A 16.7-foot clear zone (increased from 3 feet) can provide a 22 percent reduction in crashes.
 - ◇ A 30-foot clear zone can provide a 44 percent reduction in crashes.
- Roadside barriers:
 - ◇ Guardrail can be used when fixed objects cannot be removed from the clear zone or if space is limited.

Source: Federal Highway Administration (FHWA), https://safety.fhwa.dot.gov/provencountermeasures/roadside_design/

Benefits of Using Enhanced Delineation and Friction for Horizontal Curves in Michigan

- Chevron signs:
 - ◇ 20 percent reduction in crashes on curves.
- High-friction surface treatment:
 - ◇ 35 percent fewer wet roadway crashes.

Source: Michigan Department of Transportation (MDOT), www.michigan.gov/documents/MDOT/TZD_Safety_Fact_Sheet_495542_7.pdf

Systemic Application of Multiple Low-Cost Countermeasures at Stop-Controlled Intersections

- Doubled-up, oversized signs (Stop Ahead and Stop).
- Reflective sheeting on sign posts.
- Clearing obstructions that limit sight distance.
- Double-arrow warning sign (for T-intersections).
- Benefits of these improvements:
 - ◇ 10 percent reduction in injury and fatal crashes.
 - ◇ 15 percent reduction in nighttime crashes.
 - ◇ 12:1 average benefit-cost ratio.

Source: FHWA, https://safety.fhwa.dot.gov/provencountermeasures/syst_stop_control/



Benefits of Installing Longitudinal Rumble Strips and Stripes in Michigan

- Centerline rumble strips:
 - ◇ 50 percent reduction in head-on crashes.
 - ◇ 55 percent reduction in opposite-direction sideswipe crashes.
- Shoulder rumble strips:
 - ◇ 46 percent reduction in run-off-the-road crashes.
 - ◇ 51 percent reduction in fatal crashes.
 - ◇ 41 percent reduction in incapacitating injury crashes.

Source: MDOT, https://www.michigan.gov/documents/MDOT/Non-Freeway_Rumble_Strips_Spotlight_7-30-15_495960_7.pdf



Road Safety Audit

- A proactive formal safety performance examination of an existing or future road by an independent and multi-disciplinary team:
 - ◇ 10 - 60 percent reduction in total crashes.

Source: FHWA, https://safety.fhwa.dot.gov/provencountermeasures/road_safety_audit/

Benefits of Roundabouts in Michigan

- Converting a signalized intersection to a roundabout:
 - ◇ 20 - 70 percent reduction in injury crashes.
- Changing a stop-controlled intersection to a roundabout:
 - ◇ 35 - 45 percent reduction in injury crashes.

Source: MDOT, https://www.Michigan.gov/documents/MDOT/MDOT_Research_Spotlight_Evaluating_Roundabouts_382373_7.pdf



Benefits of Road Diets in Michigan (Roadway Reconfiguration)

- Can improve safety, calm traffic, provide better mobility and access for all road users, and enhance overall quality of life.
- Four-lane to three-lane conversion:
 - ◇ 40 percent reduction in crashes.

Source: MDOT, https://www.Michigan.gov/documents/MDOT/Research_Spotlight_road_diets_423935_7.pdf

Left and Right-Turn Lanes at Two-Way Stop-Controlled Intersections

- Left-turn lanes:
 - ◇ 28 - 48 percent reduction in total crashes.
- Right-Turn Lanes:
 - ◇ 14 - 26 percent reduction in total crashes.

Source: FHWA, https://safety.fhwa.dot.gov/provencountermeasures/left_right_turn_lanes/



For Additional Information:

MDOT – Toward Zero Deaths: www.Michigan.gov/ZeroDeaths

FHWA – Proven Safety Countermeasures: <https://safety.fhwa.dot.gov/provencountermeasures/>

Products Based on Your Search

<div>TAPCO</div> <div>LED Stop Sign, Sign Legend Stop, Basic Power Source Plug-In, Voltag...</div> <div>Item # 3YPG1</div> <div>Web Price</div> <div>\$1,639.04 / each</div>	<div>TAPCO</div> <div>LED Stop Sign, Sign Legend Stop, Basic Power Source Solar,...</div> <div>Item # 3YPF9</div> <div>Web Price</div> <div>\$1,915.68 / each</div>	<div>LYLE</div> <div>Stop T</div> <div>MUTCD</div> <div>Item #</div> <div>Web Pr</div> <div>\$92.3</div>
--	---	--

Related Categories

Stop Signs	Regulatory Traffic	Traffic Control
------------	--------------------	-----------------

Product Categories / Safety / Signs & Facility Identification Products / Safety & Facility Identification Signs & Labels / Traffic Control Signs / Regulatory Traffic Control Signs / Stop Signs / LED Stop Sign, Sign Legend Stop, Basic Power ...

TAPCO

LED Stop Sign, Sign Legend Stop, Basic Power Source Solar, Retroreflective Grade Diamond Grade

Item #3YPF8

Mfr. Model # 2180-00209

UNSPSC #55121710

Catalog Group #H1920

Catalog Page #1915

Country of Origin USA. Country of Origin is subject to change.

+4

Technical Specs

Item	LED Stop Sign	Sign Header Text Color	White
LED Sign Type	Flashing Traffic Control Sign	Sign Legend Style	Text
Sign Legend	Stop		

Web Price

\$1,755.52 / each

This item requires special shipping, additional charges may apply.

Qty

1

Add to Cart

Ship

Pickup

Expected to arrive Tue. Nov 09.

Ship to 49014 | [Change](#)

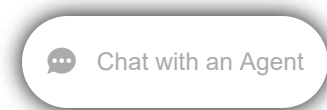
Shipping Weight 25 lbs

Ship Availability

Chat with an Agent

Add to List

Background Color	Red	Number of Batteries	1
MUTCD Compliant Sign	Yes	Includes Solar Panel	Yes
MUTCD Code	R1-1	Solar Panel Type	Panel
MUTCD Sign Description	Stop	Solar Panel Wattage	13 W
State Specific Sign	No	Solar Charge Life	14 day
ADA Compliant	No	Solar Panel Dimensions	14 in x 15 1/2 in
Sign Material	Aluminum	Activation Method	Always On
Retroreflective Grade	Diamond Grade	Scheduling Capabilities	No Scheduling Capabilities
LED Display Color	Red	Data Collection	No
LED Life Expectancy	100,000 hr	Auto Dimming Capable	Yes
LED Wattage	1 W	Includes Vehicle Speed Sensor	No
Includes Sign Post	No	Wireless Communication Method	Not Capable
Sign Height	36 in	Includes Mounting Hardware	No
Sign Width	30 in	Visibility Distance - Daytime	1,000 ft
Thickness	0.08 in	Visibility Distance - Nighttime	1 mi
Protective Coating	Clear Film Laminate	Sign Mounting Style	Mounting Holes
Basic Power Source	Solar	Mounting Pattern	1 Top 1 Bottom
Number of Sides	1		
Includes Battery	Yes		
Battery Type	NiMH		
Battery Capacity	14.0Ah		




Mounting Hole Dia.	0.375 in	Includes	Battery Charger, Tool for Solar Panel Installation
Holes on 1 in. Centers	Yes		
Enclosure Dimensions	23 in x 2 3/8 in	Vandal Resistant	Yes
IP Rating	IP67	Warranty	3 yr (Battery), 5 yr (System), 10 yr (Solar Panel)
Enclosure Material	Aluminum	Standards	FHWA Minimum Retroreflectivity, MUTCD Standards
Includes Dolly	No		
Features	ASTM Type XI Sheeting		

Documentation


[TAPCO BlinkerSign Solar STOP Spec Sheet](#)

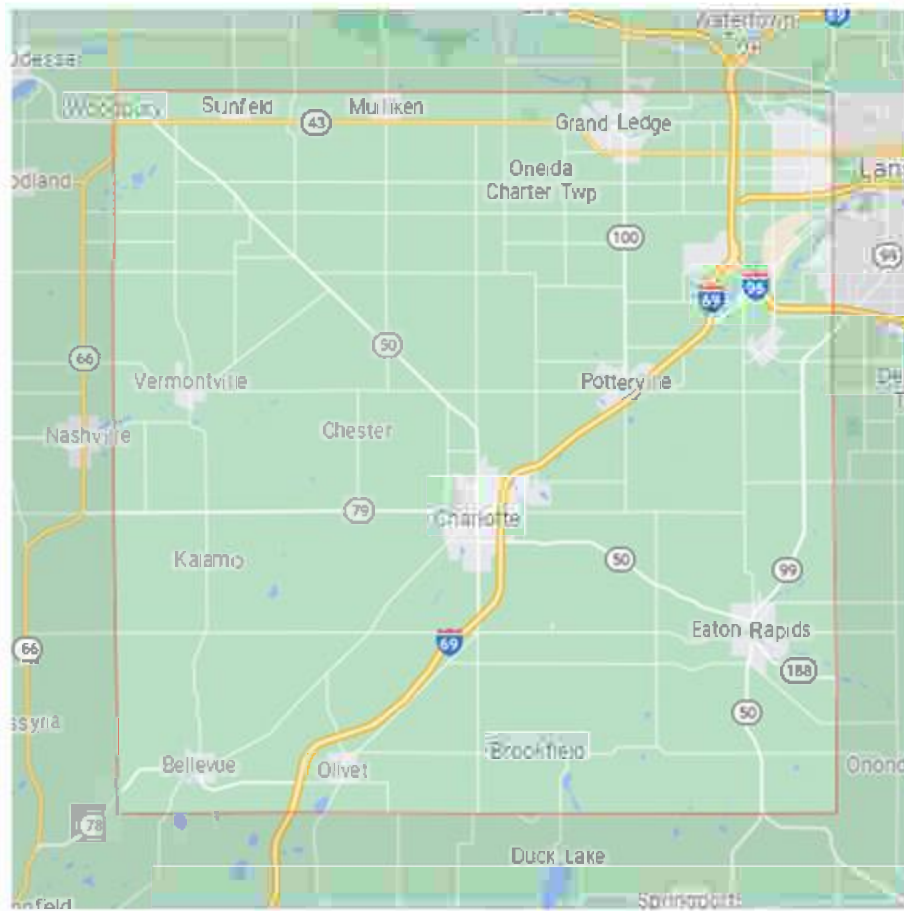

[TAPCO BlinkerSign User Guide](#)


[Chat with an Agent](#)

Eaton County

Intersection of Lansing Rd & E Vermontville Hwy

Local Safety Initiative (LSI)
(2021)



Crash Data Examination Period:

January 1, 2016 through December 31, 2020

Intersection Crash Analysis

A review of intersections in Eaton County was conducted using the Roadsoft software. Crashes, excluding those involving animals, from 2016-2020 were analyzed. In total 1 Intersection was reviewed in detail.

*Intersection 1: Lansing Rd & E Vermontville Hwy 3

This intersection experienced a total of 18 crashes which resulted in 10 injuries as defined by the following categories:

- **0 Fatalities**
- **3 Severe/Incapacitating Injuries (Type A)**
- **0 Minor Injuries (Type B)**
- **7 Possible Injuries (Type C)**

And 13 Property Damage Only (PDO) crashes.

NOTE: Intersections marked with an asterisk (*) were requested to be reviewed by the local agency.

Writeup Notes:

The following information pertains to data involved in the writeup:

- Crashes with a Fatality or Serious (A) Injury have all data from the crash report listed individually and are not included with the rest of the crash data for each crash type. These crashes are listed first for each area, the rest of the crashes are listed by total crash.
- “Adverse Weather Conditions” include the following pavement conditions:
 - Wet
 - Slush
 - Snowy
 - Icy
- Elderly Drivers are 60 years of age and older at the time of the crash
- Young Drivers are 24 years of age and younger at the time of the crash
- The Crash Types are listed below, along with the subtypes pertaining to each crash type and the crash code found in a crash report:
 - Angle Crashes
 - Angle Driveway (AN-DR)
 - Angle Straight (AN-ST)
 - Angle Turn (AN-TN)
 - Head On
 - Head On (HD-ON)
 - Head On Left Turn (HD-LT)
 - Miscellaneous
 - Miscellaneous Single Vehicle (MISC-SV)
 - Miscellaneous Multiple Vehicle (MISC-MV)
 - Backing (BCKNG)
 - Other Driveway (OT-DR)
 - Parking (PRKNG)
 - Object
 - Fixed Object (FXOBJ)
 - Other Object (OTOBJ)
 - Overturn
 - Sideswipe
 - Sideswipe Same Direction (SS-SM)
 - Sideswipe Opposite Direction (SS-OP)
 - Rear End
 - Rear End (R-END)
 - Rear End Left Turn (RE-LT)
 - Rear End Right Turn (RE-RT)
 - Rear End Driveway (RE-DR)
 - Pedestrian/ Bicycle
 - Pedestrian (PED)
 - Bicycle (BIKE)

Intersection 1: Lansing Rd & E Vermontville Hwy

1.1 Location

Map:



Township:

Pottersville Township

Road Classification:

Lansing Rd (PR 566006), Minor Arterial

E Vermontville Hwy (PR 571303), Major Collector

Two-Way Stop Controlled

1.2 Crash Statistic Summary

General Statistics

- 18 Total Crashes, 5 Injury Crashes, 10 Total Injuries (**3 A, 7 C**)
- Drivers: 7 Young, 5 Elderly
- Crashes per Year (4-2016, 4-2017, 2-2018, 5-2019, 3-2020)

1.3 Crash Summary by Crash Type

14 Angle crashes: (2-2016, 3-2017, 2-2018, 4-2019, 3-2020)

One crash resulted in two A and one C injuries when a driver failed to yield the right of way. The crash occurred in normal weather conditions and involved a young driver. The other thirteen crashes resulted in minor injuries or property damage only.

- **2 A, 1 C Injuries**, 6-3-2019, Young Driver
- **3 C Injuries**
- 3 Crashes Occurred in Adverse Weather Conditions
- 1 Crash Involved Alcohol & Drugs
- 4 Young, 4 Elderly Drivers

1 Miscellaneous crash: (1-2017)

One crash resulted in one A injury when a driver failed to yield the right of way. The crash occurred in normal weather conditions.

- **1 A Injury**, 7-17-2017

2 Head On crashes: (2-2016)

In both crashes, the driver failed to yield the right of way.

- **2 C Injuries**
- 1 Young, 1 Elderly Drivers

1 Rear End crash: (1-2019)

In this crash, the driver failed to stop in an assured clear distance.

- **1 C Injury**
- 1 Young Driver