


# City, Village, and Township Revenue Sharing and County Incentive Program Certification

Issued under authority of 2020 Public Act 166. Filing is mandatory to qualify for payments.

Each city/village/township/county applying for City, Village, and Township Revenue Sharing or County Incentive Program payments must:

1. Certify to the Michigan Department of Treasury (Treasury) that the local unit listed below has produced and made available to the public a Citizen's Guide, a Performance Dashboard, a Debt Service Report, and a Projected Budget Report as required by 2020 Public Act 166. The local unit must include in any mailing of general information to its citizens, the Internet website address or the physical location where all the documents are available for public viewing in the clerk's office.
2. Submit to Treasury a Citizen's Guide, a Performance Dashboard, a Debt Service Report, and a Projected Budget Report.

This certification, along with a Citizen's Guide, a Performance Dashboard, a Debt Service Report, and a Projected Budget Report, **must be received by December 1, 2020**, (or the first day of a payment month) in order to qualify for that month's payment. Postmark dates will not be considered. For questions, call 517-335-7484.

<b>PART 1: LOCAL UNIT INFORMATION</b>			
Local Unit Name City of Potterville		Local Unit County Name Eaton	
Local Unit Code 232060		Contact E-Mail Address manager@pottervillemi.org	
Contact Name Aaron Sheridan	Contact Title City Manager	Contact Telephone Number (517) 645-7641	Extension
Website Address, if reports are available online pottervillemi.org		Current Fiscal Year End Date 6/30/20	
<b>PART 2: CITIZEN'S GUIDE</b>			
Check any of the following that apply:			
<input checked="" type="checkbox"/> The local unit has elected to use Treasury's online Citizen's Guide to comply with the legislative requirements. Therefore, a copy of the Citizen's Guide will not be submitted to Treasury.			
<input type="checkbox"/> The local unit does not have any unfunded liabilities (pensions or other postemployment benefits (OPEB)).			
<b>PART 3: CERTIFICATION</b>			
<i>In accordance with 2020 Public Act 166, the undersigned hereby certifies to Treasury that the above mentioned local unit 1) has produced a Citizen's Guide, a Performance Dashboard, a Debt Service Report, and a Projected Budget Report and 2) will include in any mailing of general information to our citizens, the Internet website address or the physical location where all the documents are available for public viewing in the clerk's office. The Citizen's Guide, Performance Dashboard, Debt Service Report, and Projected Budget Report are attached to this signed certification, unless otherwise noted in Part 2.</i>			
Chief Administrative Officer Signature (as defined in MCL 141.422b) 		Printed Name of Chief Administrative Officer (as defined in MCL 141.422b) Aaron Sheridan	
Title City Manager		Date 11/18/2020	

Completed and signed form (including required attachments) should be e-mailed to: **TreasRevenueSharing@michigan.gov**. If you are unable to submit via e-mail, fax to 517-335-3298 or mail the completed form and required attachments to:

Michigan Department of Treasury  
Revenue Sharing and Grants Division  
PO Box 30722  
Lansing MI 48909

TREASURY USE ONLY		
CVTRS/CIP Eligible Y N	Certification Received	Citizen's Guide Received
Performance Dashboard Received	Debt Service Report Received	Projected Budget Report Received
Final Certification	CVTRS/CIP Notes	

## Municipal Performance Dashboard

### Fiscal Stability

	2019	2020	Progress
Annual general fund expenditures per capita	\$431	\$327	↓
Fund balance as a percent of annual general fund expenditures	41.0%	78.0%	↑
Unfunded other post employment benefits (OPEB) liability as a percent of annual general fund revenue	N/A	N/A	
Debt burden per capita	\$6,885	\$6,641	↓
Percentage of road funding provided by the general fund	8.0%	41.0%	↑
Ratio of pensioners to employees	0.33	0.30	↓
Number of services delivered via cooperative venture	2	2	→
Bond rating (Standard & Poor's)	N/A	N/A	

### Public Safety

	2019	2020	Progress
Violent crimes per thousand	18.0	8.0	↓
Property crimes per thousand	22	10	↓
Traffic injuries or fatalities	45	14	↓

### Economic Strength

	2019	2020	Progress
Percent of community with access to high speed broadband	100%	100%	→
Percent of community age 25+ with a Bachelor Degree or higher	18%	21%	↑
Average age of critical infrastructure (years)	N/A	N/A	

### Quality of Life

	2019	2020	Progress
Miles of sidewalks and non-motorized trails per mile of local roads	1.0	1.0	→
Percent of general fund budget committed to arts, culture and recreation	4%	0%	↓
Acres of park per thousand residents	32.0	32.0	→
Percent of community with curbside recycling	0%	0%	→

- ↓ Trend is down, performance improving    ↑ Trend is up, performance improving
- ↓ Trend is down, performance declining    ↑ Trend is up, performance declining
- ↔ Trend is down, performance neutral    ↔ Trend is up, performance neutral
- ↔ Trend is neutral, performance neutral    \* 1.0% threshold is allowed

**\*\*Disclaimer:** BS&A Software provides BS&A Online as a way for municipalities to display information online and is not responsible for the content or accuracy of the data herein. This data is provided for reference only and WITHOUT WARRANTY of any kind, expressed or inferred. Please contact your local municipality if you believe there are errors in the data.

# Projected Budget Report

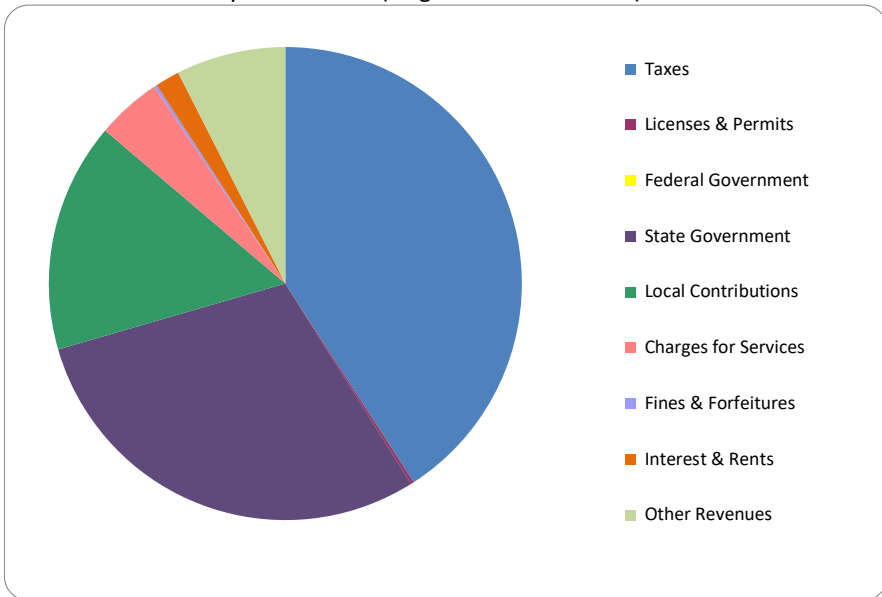
<b>Local Unit Name:</b>	City of Potterville
<b>Local Unit Code:</b>	232060
<b>Current Fiscal Year End Date:</b>	6/30/2020
<b>Fund Name:</b>	General fund

REVENUES	Current Year Budget	Percentage Change	Year 2 Budget	Assumptions	
Property Taxes	\$ 630,666	2 %	\$ 644,856	Revenue inflation of 2.25% expected	
Other Taxes	\$ -	2 %	\$ -		
State Revenue Sharing	\$ 267,173	2 %	\$ 273,184		
Income Tax	\$ -	2 %	\$ -		
Fines & Fees	\$ 50,664	2 %	\$ 51,804		
Licenses & Permits	\$ -	2 %	\$ -		
Interest Income	\$ 25,000	2 %	\$ 25,563		
Grant Revenues	\$ 10,760	2 %	\$ 11,002		
Other Revenues	\$ 145,757	2 %	\$ 149,037		
Interfund Transfers (In)	\$ 168,977	2 %	\$ 172,779		
<b>Total Revenues</b>	<b>\$ 1,298,997</b>		<b>\$ 1,328,224</b>		
EXPENDITURES					
General Government	\$ 406,741	2 %	\$ 415,893	Expense inflation of 2.25% expected	
Police and Fire	\$ 245,162	2 %	\$ 250,678		
Other Public Safety	\$ 65,877	2 %	\$ 67,359		
Roads	\$ -	2 %	\$ -		
Other Public Works	\$ 68,975	2 %	\$ 70,527		
Health and Welfare	\$ -	2 %	\$ -		
Community & Economic Development	\$ 16,461	2 %	\$ 16,831		
Recreation & Culture	\$ -	2 %	\$ -		
Capital Outlay	\$ -	2 %	\$ -		
Debt Service	\$ 369,931	2 %	\$ 378,254		
Other Expenditures	\$ 21	2 %	\$ 21		
Interfund Transfers (Out)	\$ 125,829	2 %	\$ 128,660		
<b>Total Expenditures</b>	<b>\$ 1,298,997</b>		<b>\$ 1,328,224</b>		
<b>Net Revenues (Expenditures)</b>	<b>\$ -</b>		<b>\$ -</b>		
<b>Beginning Fund Balance</b>	<b>\$ 466,842</b>		<b>\$ 466,842</b>		
<b>Ending Fund Balance</b>	<b>\$ 466,842</b>		<b>\$ 466,842</b>		

Commentary:

**CITIZEN'S GUIDE TO LOCAL UNIT FINANCES - City of Pottersville (232060)**

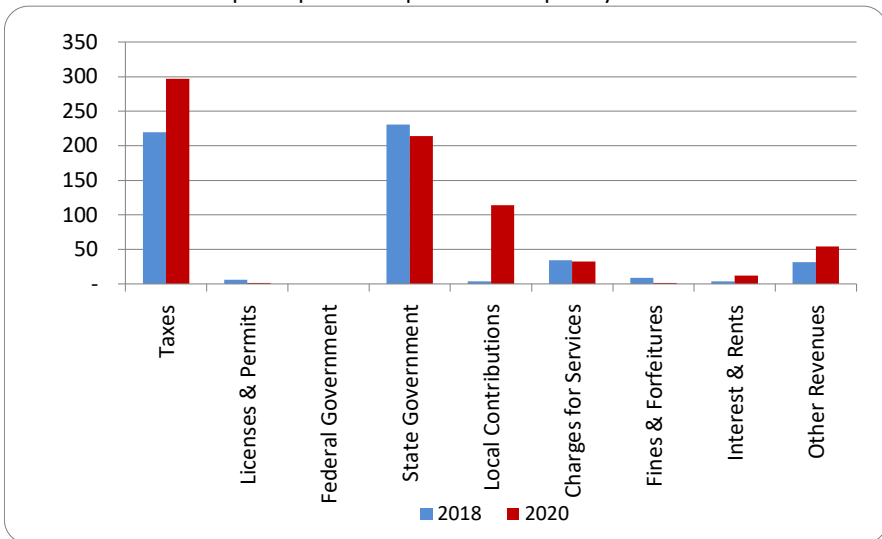
1. Where our money comes from (all governmental funds)



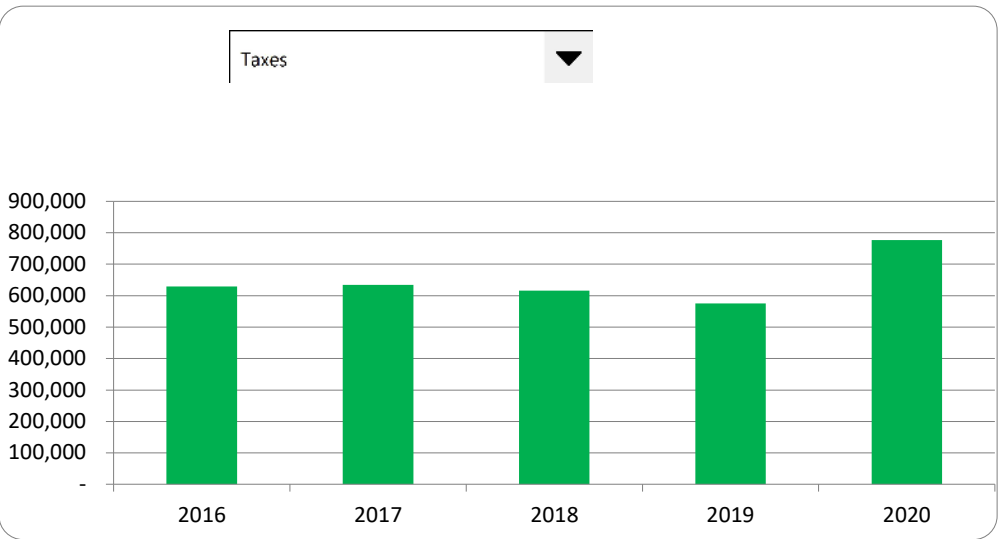
2. Compared to the prior year

	2019	2020	% change
Taxes	\$ 574,686	\$ 777,381	35.27%
Licenses & Permits	15,810	4,130	-73.88%
Federal Government	-	-	N/A
State Government	603,739	559,986	-7.25%
Local Contributions	10,260	298,435	2808.72%
Charges for Services	90,214	84,443	-6.40%
Fines & Forfeitures	23,657	3,956	-83.28%
Interest & Rents	10,573	31,667	199.51%
Other Revenues	82,511	142,330	72.50%
<b>Total Revenues</b>	<b>\$ 1,411,450</b>	<b>\$ 1,902,328</b>	<b>34.78%</b>

3. Revenue sources per capita - compared to the prior year



4. Historical trends of individual sources



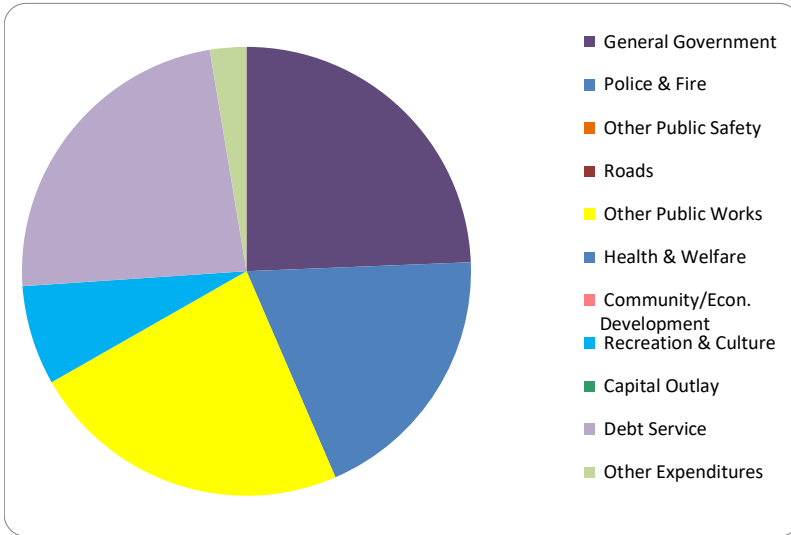
Commentary:

For more information on our unit's finances, contact at .

**CITIZEN'S GUIDE TO LOCAL UNIT FINANCES - City of Pottersville (232060)**

**EXPENDITURES**

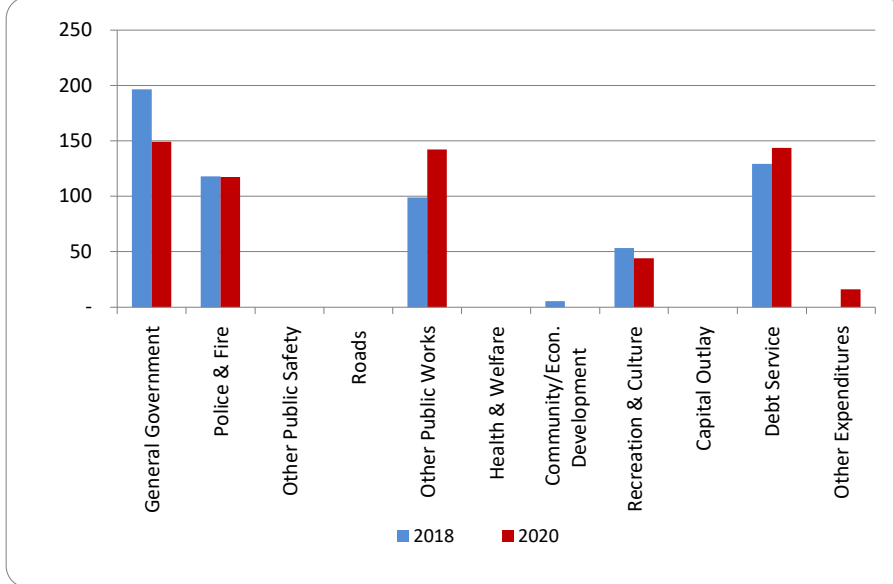
**1. Where we spend our money (all governmental funds)**



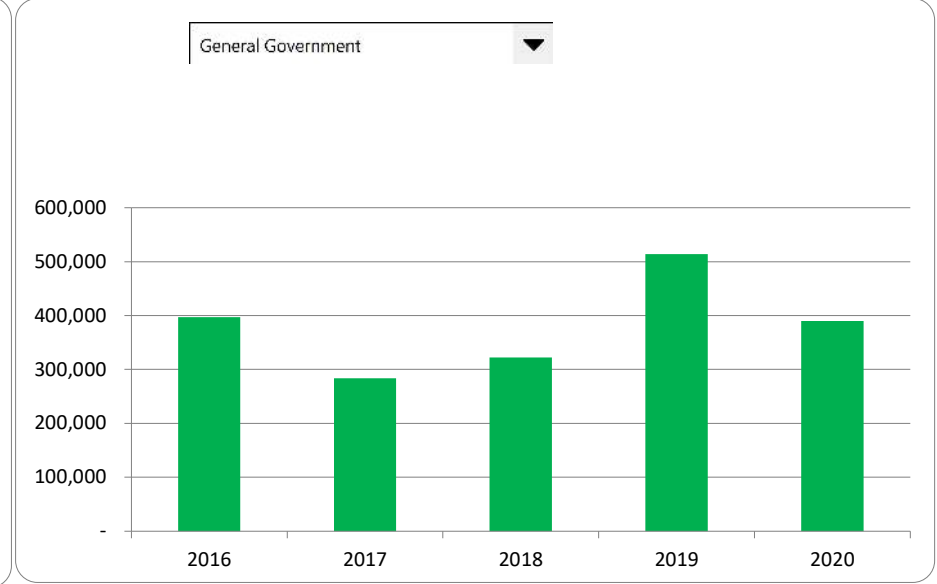
**2. Compared to the prior year**

	<u>2019</u>	<u>2020</u>	<u>% change</u>
General Government	\$ 514,136	\$ 390,104	-24.12%
Police & Fire	308,671	306,796	-0.61%
Other Public Safety	-	-	N/A
Roads	-	-	N/A
Other Public Works	258,779	371,920	43.72%
Health & Welfare	-	-	N/A
Community/Econ. Development	14,374	-	-100.00%
Recreation & Culture	139,851	114,824	-17.90%
Capital Outlay	-	-	N/A
Debt Service	338,032	375,488	11.08%
Other Expenditures	-	41,927	N/A
<b>Total Expenditures</b>	<b>\$ 1,573,843</b>	<b>\$ 1,601,059</b>	<b>1.73%</b>

**3. Spending per capita - compared to the prior year**



**4. Historical trends of individual departments:**



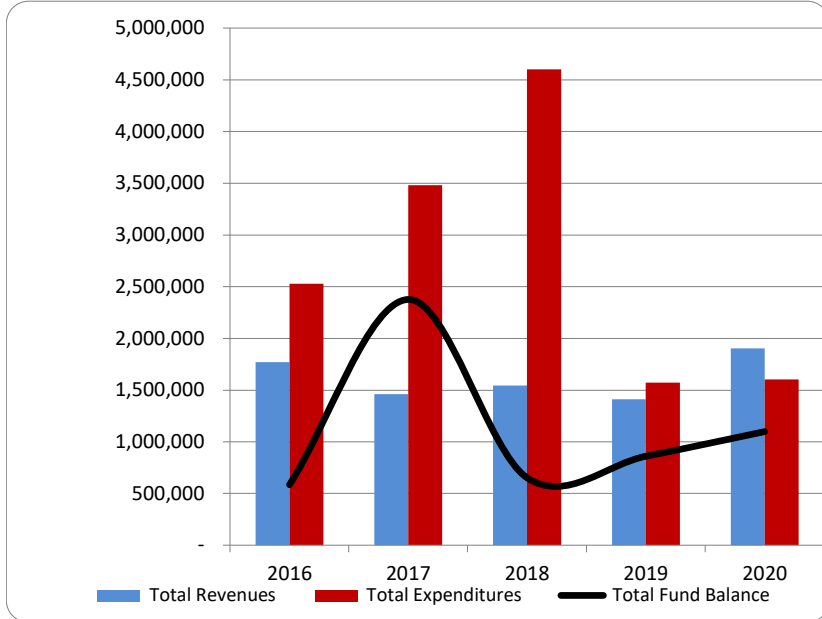
Commentary:

For more information on our unit's finances, contact at .

**CITIZEN'S GUIDE TO LOCAL UNIT FINANCES - City of Potterville (232060)**

**FINANCIAL POSITION**

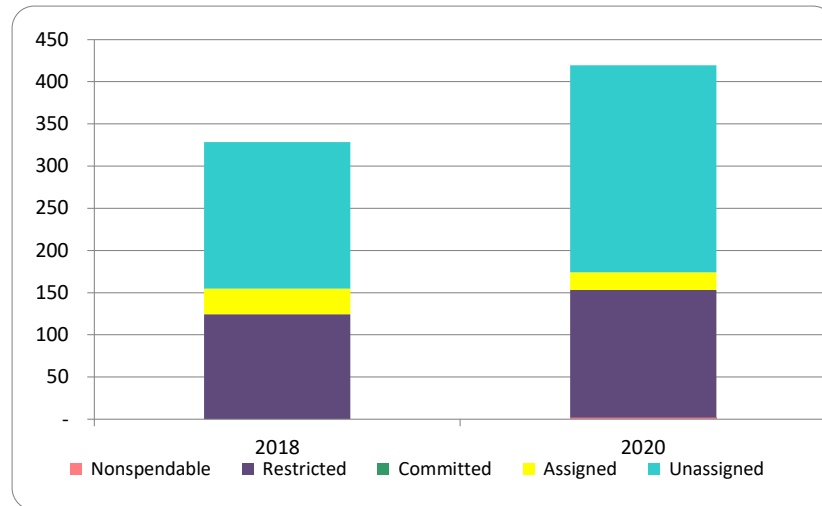
1. How have we managed our governmental fund resources (fund balance)?



2. Compared to the prior year

	2019	2020	% change
Revenue	1,411,450	1,902,328	34.78%
Expenditures	1,573,843	1,601,059	1.73%
Surplus (shortfall)	(162,393)	301,269	-285.52%
Fund balance, by component:			
Nondisposable	-	6,158	N/A
Restricted	326,561	395,249	21.03%
Committed	-	-	N/A
Assigned	79,078	54,317	-31.31%
Unassigned	454,501	642,149	41.29%
total fund balance	860,140	1,097,873	27.64%

3. Fund balance per capita - compared to the prior year



4. Historical trends of individual components



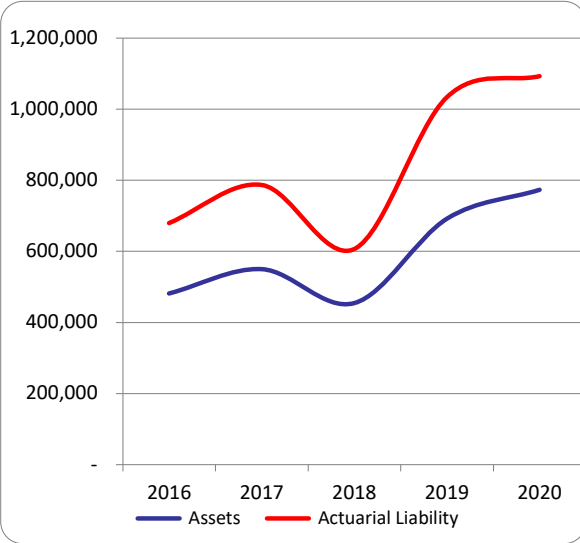
Commentary:

For more information on our unit's finances, contact at .

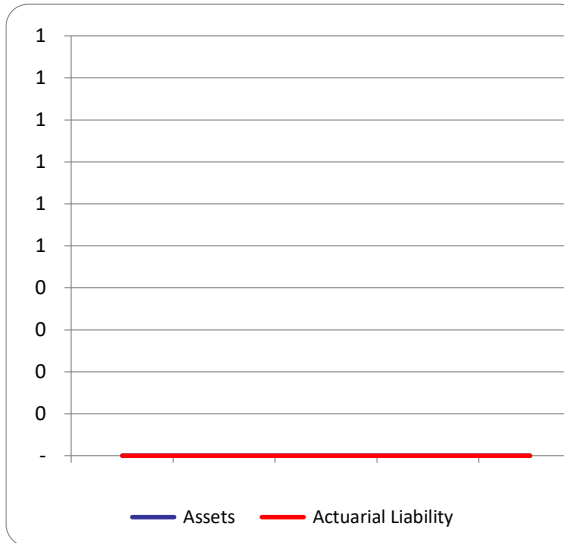
**CITIZEN'S GUIDE TO LOCAL UNIT FINANCES - City of Potterville (232060)**

**OTHER LONG TERM OBLIGATIONS**

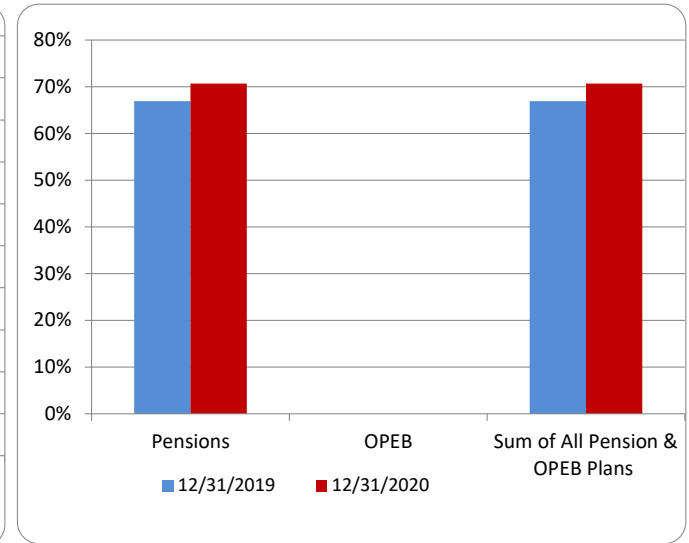
1. Pension funding status



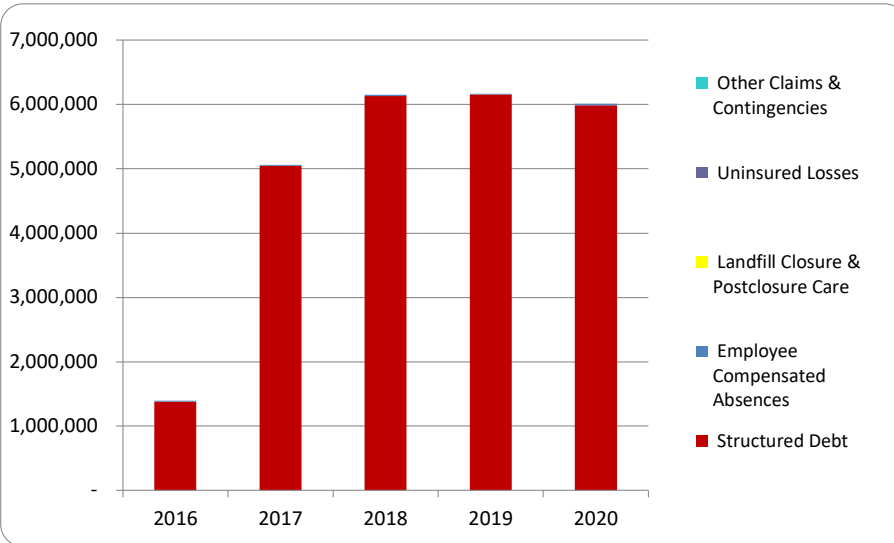
2. Retiree Health care funding status



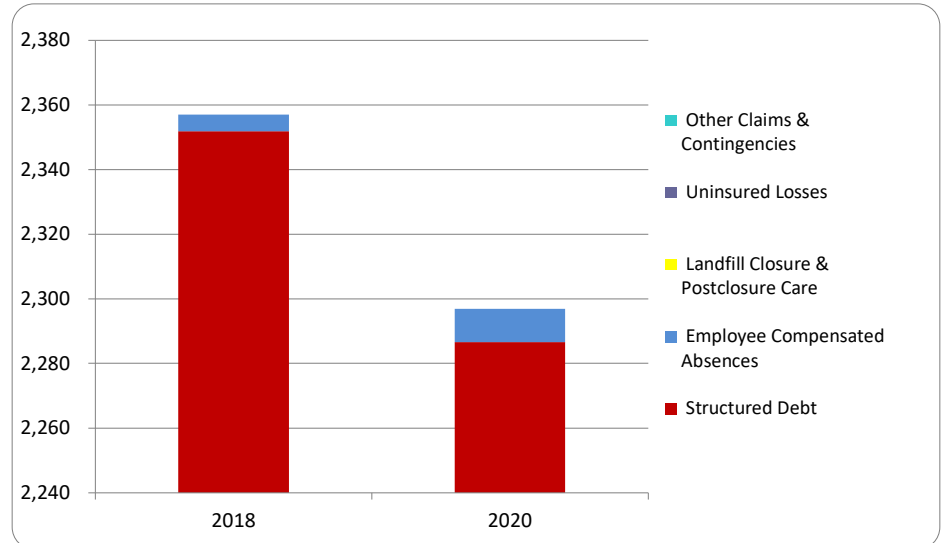
3. Percent funded - compared to the prior year



4. Long Term Debt obligations:



5. Debt & other long term obligations per capita - compared to the prior year



Commentary:

For more information on our unit's finances, contact at .

## Debt Service Report

<b>Local Unit Name:</b>	City of Pottersville
<b>Local Unit Code:</b>	23-2060
<b>Current Fiscal Year End Date:</b>	6/30/2021
<b>Debt Name:</b>	2014 GO Bonds
<b>Issuance Date:</b>	2014
<b>Issuance Amount:</b>	\$1,434,000
<b>Debt Instrument (or Type):</b>	General Obligation Bonds
<b>Repayment Source(s):</b>	General fund revenues

Years Ending	Principal	Interest	Total
2021	\$ 35,000	\$ 42,221	\$ 77,221
2022	\$ 36,000	\$ 41,040	\$ 77,040
2023	\$ 37,000	\$ 39,825	\$ 76,825
2024	\$ 38,000	\$ 38,576	\$ 76,576
2025	\$ 39,000	\$ 37,294	\$ 76,294
2026	\$ 41,000	\$ 35,978	\$ 76,978
2027	\$ 42,000	\$ 34,594	\$ 76,594
2028	\$ 44,000	\$ 33,176	\$ 77,176
2029	\$ 45,000	\$ 31,691	\$ 76,691
2030	\$ 47,000	\$ 30,173	\$ 77,173
2031	\$ 48,000	\$ 28,586	\$ 76,586
2032	\$ 50,000	\$ 26,966	\$ 76,966
2033	\$ 51,000	\$ 25,279	\$ 76,279
2034	\$ 53,000	\$ 23,558	\$ 76,558
2035	\$ 55,000	\$ 21,769	\$ 76,769
2036	\$ 57,000	\$ 19,913	\$ 76,913
2037	\$ 59,000	\$ 17,989	\$ 76,989
2038	\$ 61,000	\$ 15,998	\$ 76,998
2039	\$ 63,000	\$ 13,939	\$ 76,939
2040	\$ 65,000	\$ 11,813	\$ 76,813
2041	\$ 67,000	\$ 9,619	\$ 76,619
2042	\$ 69,000	\$ 7,358	\$ 76,358
2043	\$ 72,000	\$ 5,029	\$ 77,029
2044	\$ 77,000	\$ 2,599	\$ 79,599
<b>Totals</b>	<b>\$ 1,251,000</b>	<b>\$ 594,979</b>	<b>\$ 1,845,979</b>



## Debt Service Report

**Local Unit Name:** City of Pottersville  
**Local Unit Code:** 23-2060  
**Current Fiscal Year End Date:** 6/30/2021

**Debt Name:** 2020 Installment Purchase  
**Issuance Date:** 7/12/1905  
**Issuance Amount:** \$14,036  
**Debt Instrument (or Type):** Act 99 Financing  
**Repayment Source(s):** Motor Pool Revenue

Years Ending	Principal	Interest	Total
2021	\$ 3,509	\$ -	\$ 3,509
2022	\$ 3,509	\$ -	\$ 3,509
2023	\$ 3,509	\$ -	\$ 3,509
2024	\$ 3,509	\$ -	\$ 3,509
<b>Totals</b>	<b>\$ 14,036</b>	<b>\$ -</b>	<b>\$ 14,036</b>

## Debt Service Report

<b>Local Unit Name:</b>	City of Pottersville
<b>Local Unit Code:</b>	23-2060
<b>Current Fiscal Year End Date:</b>	6/30/2021
<b>Debt Name:</b>	2016 GO Bonds
<b>Issuance Date:</b>	2016
<b>Issuance Amount:</b>	\$2,251,000
<b>Debt Instrument (or Type):</b>	General Obligation Bonds
<b>Repayment Source(s):</b>	General fund revenues

Years Ending	Principal	Interest	Total
2021	\$ 53,000	\$ 59,153	\$ 112,153
2022	\$ 55,000	\$ 57,723	\$ 112,723
2023	\$ 56,000	\$ 56,265	\$ 112,265
2024	\$ 58,000	\$ 53,213	\$ 111,213
2025	\$ 60,000	\$ 51,618	\$ 111,618
2026	\$ 61,000	\$ 49,968	\$ 110,968
2027	\$ 63,000	\$ 48,290	\$ 111,290
2028	\$ 65,000	\$ 46,558	\$ 111,558
2029	\$ 66,000	\$ 44,770	\$ 110,770
2030	\$ 68,000	\$ 42,955	\$ 110,955
2031	\$ 70,000	\$ 41,085	\$ 111,085
2032	\$ 72,000	\$ 39,160	\$ 111,160
2033	\$ 74,000	\$ 37,180	\$ 111,180
2034	\$ 76,000	\$ 35,145	\$ 111,145
2035	\$ 78,000	\$ 33,055	\$ 111,055
2036	\$ 80,000	\$ 30,910	\$ 110,910
2037	\$ 82,000	\$ 28,710	\$ 110,710
2038	\$ 85,000	\$ 26,455	\$ 111,455
2039	\$ 87,000	\$ 24,118	\$ 111,118
2040	\$ 89,000	\$ 21,725	\$ 110,725
2041	\$ 92,000	\$ 19,278	\$ 111,278
2042	\$ 94,000	\$ 16,748	\$ 110,748
2043	\$ 97,000	\$ 14,163	\$ 111,163
2044	\$ 100,000	\$ 11,495	\$ 111,495
2045	\$ 102,000	\$ 8,745	\$ 110,745
2046	\$ 105,000	\$ 5,940	\$ 110,940
2047	\$ 111,000	\$ 3,053	\$ 114,053
<b>Totals</b>	<b>\$ 2,099,000</b>	<b>\$ 907,478</b>	<b>\$ 3,006,478</b>

## Debt Service Report

<b>Local Unit Name:</b>	City of Pottersville
<b>Local Unit Code:</b>	23-2060
<b>Current Fiscal Year End Date:</b>	6/30/2021
<b>Debt Name:</b>	2017 GO Bonds
<b>Issuance Date:</b>	2017
<b>Issuance Amount:</b>	\$1,199,000
<b>Debt Instrument (or Type):</b>	General Obligation Bonds
<b>Repayment Source(s):</b>	General fund revenues

Years Ending	Principal	Interest	Total
2021	\$ 26,000	\$ 37,969	\$ 63,969
2022	\$ 27,000	\$ 37,091	\$ 64,091
2023	\$ 28,000	\$ 35,235	\$ 63,235
2024	\$ 29,000	\$ 34,256	\$ 63,256
2025	\$ 30,000	\$ 33,244	\$ 63,244
2026	\$ 31,000	\$ 32,198	\$ 63,198
2027	\$ 32,000	\$ 31,118	\$ 63,118
2028	\$ 33,000	\$ 30,004	\$ 63,004
2029	\$ 34,000	\$ 28,856	\$ 62,856
2030	\$ 35,000	\$ 27,675	\$ 62,675
2031	\$ 36,000	\$ 26,460	\$ 62,460
2032	\$ 38,000	\$ 25,178	\$ 63,178
2033	\$ 39,000	\$ 23,861	\$ 62,861
2034	\$ 40,000	\$ 22,511	\$ 62,511
2035	\$ 42,000	\$ 21,094	\$ 63,094
2036	\$ 43,000	\$ 19,643	\$ 62,643
2037	\$ 45,000	\$ 18,124	\$ 63,124
2038	\$ 46,000	\$ 16,571	\$ 62,571
2039	\$ 48,000	\$ 14,951	\$ 62,951
2040	\$ 49,000	\$ 13,298	\$ 62,298
2041	\$ 51,000	\$ 11,576	\$ 62,576
2042	\$ 53,000	\$ 9,788	\$ 62,788
2043	\$ 54,000	\$ 7,965	\$ 61,965
2044	\$ 56,000	\$ 6,075	\$ 62,075
2045	\$ 58,000	\$ 4,118	\$ 62,118
2046	\$ 60,000	\$ 2,093	\$ 62,093
2047	\$ 57,000	\$ -	\$ 57,000
<b>Totals</b>	<b>\$ 1,120,000</b>	<b>\$ 570,952</b>	<b>\$ 1,690,952</b>

## Debt Service Report

<b>Local Unit Name:</b>	City of Pottersville
<b>Local Unit Code:</b>	23-2060
<b>Current Fiscal Year End Date:</b>	6/30/2021
<b>Debt Name:</b>	2017 GO Street Bonds
<b>Issuance Date:</b>	2017
<b>Issuance Amount:</b>	\$1,700,000
<b>Debt Instrument (or Type):</b>	General Obligation Bonds
<b>Repayment Source(s):</b>	General fund revenues

Years Ending	Principal	Interest	Total
2021	\$ 70,000	\$ 48,755.00	\$ 118,755
2022	\$ 75,000	\$ 47,320.00	\$ 122,320
2023	\$ 75,000	\$ 45,595.00	\$ 120,595
2024	\$ 80,000	\$ 43,757.00	\$ 123,757
2025	\$ 80,000	\$ 41,637.00	\$ 121,637
2026	\$ 80,000	\$ 39,397.00	\$ 119,397
2027	\$ 85,000	\$ 37,037.00	\$ 122,037
2028	\$ 85,000	\$ 34,232.00	\$ 119,232
2029	\$ 90,000	\$ 31,385.00	\$ 121,385
2030	\$ 90,000	\$ 28,325.00	\$ 118,325
2031	\$ 90,000	\$ 25,220.00	\$ 115,220
2032	\$ 95,000	\$ 22,070.00	\$ 117,070
2033	\$ 95,000	\$ 18,698.00	\$ 113,698
2034	\$ 100,000	\$ 15,278.00	\$ 115,278
2035	\$ 100,000	\$ 11,628.00	\$ 111,628
2036	\$ 105,000	\$ 7,928.00	\$ 112,928
2037	\$ 105,000	\$ 3,990.00	\$ 108,990
<b>Totals</b>	<b>\$ 1,500,000</b>	<b>\$ 502,252</b>	<b>\$ 2,002,252</b>

## Debt Service Report

<b>Local Unit Name:</b>	City of Pottersville
<b>Local Unit Code:</b>	23-2060
<b>Current Fiscal Year End Date:</b>	6/30/2021
<b>Debt Name:</b>	2014A Wastewater Bonds
<b>Issuance Date:</b>	2014
<b>Issuance Amount:</b>	\$2,515,000
<b>Debt Instrument (or Type):</b>	Bonds
<b>Repayment Source(s):</b>	Sewer revenue

Years Ending	Principal	Interest	Total
2021	\$ 65,000	\$ 59,428.00	\$ 124,428
2022	\$ 67,000	\$ 57,640.00	\$ 124,640
2023	\$ 68,000	\$ 55,797.00	\$ 123,797
2024	\$ 70,000	\$ 53,927.00	\$ 123,927
2025	\$ 72,000	\$ 52,003.00	\$ 124,003
2026	\$ 74,000	\$ 50,023.00	\$ 124,023
2027	\$ 76,000	\$ 47,988.00	\$ 123,988
2028	\$ 78,000	\$ 45,898.00	\$ 123,898
2029	\$ 80,000	\$ 43,752.00	\$ 123,752
2030	\$ 83,000	\$ 41,552.00	\$ 124,552
2031	\$ 85,000	\$ 39,270.00	\$ 124,270
2032	\$ 87,000	\$ 36,933.00	\$ 123,933
2033	\$ 90,000	\$ 34,540.00	\$ 124,540
2034	\$ 92,000	\$ 32,065.00	\$ 124,065
2035	\$ 95,000	\$ 29,535.00	\$ 124,535
2036	\$ 97,000	\$ 26,923.00	\$ 123,923
2037	\$ 100,000	\$ 24,255.00	\$ 124,255
2038	\$ 103,000	\$ 21,505.00	\$ 124,505
2039	\$ 106,000	\$ 18,673.00	\$ 124,673
2040	\$ 108,000	\$ 15,757.00	\$ 123,757
2041	\$ 111,000	\$ 12,787.00	\$ 123,787
2042	\$ 114,000	\$ 9,735.00	\$ 123,735
2043	\$ 118,000	\$ 6,600.00	\$ 124,600
2044	\$ 122,000	\$ 3,355.00	\$ 125,355
<b>Totals</b>	<b>\$ 2,161,000</b>	<b>\$ 819,941</b>	<b>\$ 2,980,941</b>

## Debt Service Report

<b>Local Unit Name:</b>	City of Pottersville
<b>Local Unit Code:</b>	23-2060
<b>Current Fiscal Year End Date:</b>	6/30/2021
<b>Debt Name:</b>	2014B Wastewater Bonds
<b>Issuance Date:</b>	2014
<b>Issuance Amount:</b>	\$1,000,000
<b>Debt Instrument (or Type):</b>	Bonds
<b>Repayment Source(s):</b>	Sewer revenue

Years Ending	Principal	Interest	Total
2021	\$ 24,000	\$ 28,405.00	\$ 52,405
2022	\$ 25,000	\$ 27,625.00	\$ 52,625
2023	\$ 25,000	\$ 26,813.00	\$ 51,813
2024	\$ 26,000	\$ 26,000.00	\$ 52,000
2025	\$ 27,000	\$ 25,155.00	\$ 52,155
2026	\$ 28,000	\$ 24,278.00	\$ 52,278
2027	\$ 29,000	\$ 23,368.00	\$ 52,368
2028	\$ 30,000	\$ 22,425.00	\$ 52,425
2029	\$ 31,000	\$ 21,450.00	\$ 52,450
2030	\$ 32,000	\$ 20,443.00	\$ 52,443
2031	\$ 33,000	\$ 19,403.00	\$ 52,403
2032	\$ 35,000	\$ 18,330.00	\$ 53,330
2033	\$ 36,000	\$ 17,193.00	\$ 53,193
2034	\$ 37,000	\$ 16,023.00	\$ 53,023
2035	\$ 38,000	\$ 14,820.00	\$ 52,820
2036	\$ 40,000	\$ 13,585.00	\$ 53,585
2037	\$ 41,000	\$ 12,285.00	\$ 53,285
2038	\$ 43,000	\$ 10,953.00	\$ 53,953
2039	\$ 44,000	\$ 9,555.00	\$ 53,555
2040	\$ 46,000	\$ 8,125.00	\$ 54,125
2041	\$ 47,000	\$ 6,630.00	\$ 53,630
2042	\$ 49,000	\$ 5,103.00	\$ 54,103
2043	\$ 51,000	\$ 3,510.00	\$ 54,510
2044	\$ 57,000	\$ 1,853.00	\$ 58,853
<b>Totals</b>	<b>\$ 874,000</b>	<b>\$ 403,330</b>	<b>\$ 1,277,330</b>

## Debt Service Report

<b>Local Unit Name:</b>	City of Pottersville
<b>Local Unit Code:</b>	23-2060
<b>Current Fiscal Year End Date:</b>	6/30/2021
<b>Debt Name:</b>	2014 Water Bonds
<b>Issuance Date:</b>	2014
<b>Issuance Amount:</b>	\$2,067,000
<b>Debt Instrument (or Type):</b>	Refundings Bonds
<b>Repayment Source(s):</b>	Water revenue

Years Ending	Principal	Interest	Total
2021	\$ 53,000	\$ 48,868	\$ 101,868
2022	\$ 55,000	\$ 47,410	\$ 102,410
2023	\$ 56,000	\$ 45,898	\$ 101,898
2024	\$ 58,000	\$ 44,358	\$ 102,358
2025	\$ 59,000	\$ 42,763	\$ 101,763
2026	\$ 61,000	\$ 41,140	\$ 102,140
2027	\$ 63,000	\$ 39,463	\$ 102,463
2028	\$ 64,000	\$ 37,730	\$ 101,730
2029	\$ 66,000	\$ 35,970	\$ 101,970
2030	\$ 68,000	\$ 34,155	\$ 102,155
2031	\$ 70,000	\$ 32,285	\$ 102,285
2032	\$ 72,000	\$ 30,360	\$ 102,360
2033	\$ 74,000	\$ 28,380	\$ 102,380
2034	\$ 76,000	\$ 26,345	\$ 102,345
2035	\$ 78,000	\$ 24,255	\$ 102,255
2036	\$ 80,000	\$ 22,110	\$ 102,110
2037	\$ 82,000	\$ 19,910	\$ 101,910
2038	\$ 84,000	\$ 17,655	\$ 101,655
2039	\$ 87,000	\$ 15,345	\$ 102,345
2040	\$ 89,000	\$ 12,953	\$ 101,953
2041	\$ 92,000	\$ 10,505	\$ 102,505
2042	\$ 94,000	\$ 7,975	\$ 101,975
2043	\$ 97,000	\$ 5,390	\$ 102,390
2044	\$ 99,000	\$ 2,723	\$ 101,723
<b>Totals</b>	<b>\$ 1,777,000</b>	<b>\$ 673,946</b>	<b>\$ 2,450,946</b>

## Debt Service Report

<b>Local Unit Name:</b>	City of Pottersville
<b>Local Unit Code:</b>	23-2060
<b>Current Fiscal Year End Date:</b>	6/30/2021
<b>Debt Name:</b>	2016A Water Bonds
<b>Issuance Date:</b>	2016
<b>Issuance Amount:</b>	\$1,619,000
<b>Debt Instrument (or Type):</b>	Refunding Bonds
<b>Repayment Source(s):</b>	Water revenue

Years Ending	Principal	Interest	Total
2021	\$ 25,000	\$ 42,598.00	\$ 67,598
2022	\$ 25,000	\$ 41,910.00	\$ 66,910
2023	\$ 26,000	\$ 41,223.00	\$ 67,223
2024	\$ 27,000	\$ 40,508.00	\$ 67,508
2025	\$ 27,000	\$ 39,765.00	\$ 66,765
2026	\$ 28,000	\$ 39,023.00	\$ 67,023
2027	\$ 29,000	\$ 38,253.00	\$ 67,253
2028	\$ 30,000	\$ 37,455.00	\$ 67,455
2029	\$ 31,000	\$ 36,630.00	\$ 67,630
2030	\$ 31,000	\$ 35,778.00	\$ 66,778
2031	\$ 32,000	\$ 34,925.00	\$ 66,925
2032	\$ 33,000	\$ 34,045.00	\$ 67,045
2033	\$ 34,000	\$ 33,138.00	\$ 67,138
2034	\$ 35,000	\$ 32,203.00	\$ 67,203
2035	\$ 36,000	\$ 31,240.00	\$ 67,240
2036	\$ 37,000	\$ 30,250.00	\$ 67,250
2037	\$ 38,000	\$ 29,233.00	\$ 67,233
2038	\$ 39,000	\$ 28,188.00	\$ 67,188
2039	\$ 40,000	\$ 27,115.00	\$ 67,115
2040	\$ 41,000	\$ 26,015.00	\$ 67,015
2041	\$ 42,000	\$ 24,888.00	\$ 66,888
2042	\$ 44,000	\$ 23,732.00	\$ 67,732
2043	\$ 45,000	\$ 22,523.00	\$ 67,523
2044	\$ 46,000	\$ 21,285.00	\$ 67,285
2045	\$ 47,000	\$ 20,020.00	\$ 67,020
2046	\$ 49,000	\$ 18,728.00	\$ 67,728
2047	\$ 50,000	\$ 17,380.00	\$ 67,380
2048	\$ 51,000	\$ 16,005.00	\$ 67,005
2049	\$ 53,000	\$ 14,603.00	\$ 67,603
2050	\$ 54,000	\$ 13,145.00	\$ 67,145
2051	\$ 56,000	\$ 11,660.00	\$ 67,660
2052	\$ 57,000	\$ 10,120.00	\$ 67,120
2053	\$ 59,000	\$ 8,553.00	\$ 67,553
2054	\$ 60,000	\$ 6,930.00	\$ 66,930
2055	\$ 62,000	\$ 5,280.00	\$ 67,280
2056	\$ 64,000	\$ 3,575.00	\$ 67,575
2057	\$ 66,000	\$ 1,815.00	\$ 67,815
<b>Totals</b>	<b>\$ 1,549,000</b>	<b>\$ 939,737</b>	<b>\$ 2,488,737</b>



## Debt Service Report

<b>Local Unit Name:</b>	City of Pottersville
<b>Local Unit Code:</b>	23-2060
<b>Current Fiscal Year End Date:</b>	6/30/2021
<b>Debt Name:</b>	2016A Wastewater Bonds
<b>Issuance Date:</b>	2016
<b>Issuance Amount:</b>	\$2,621,000
<b>Debt Instrument (or Type):</b>	Bonds
<b>Repayment Source(s):</b>	Sewer revenue

Years Ending	Principal	Interest	Total
2021	\$ 40,000	\$ 68,943	\$ 108,943
2022	\$ 41,000	\$ 67,843	\$ 108,843
2023	\$ 42,000	\$ 66,715	\$ 108,715
2024	\$ 43,000	\$ 65,560	\$ 108,560
2025	\$ 44,000	\$ 64,378	\$ 108,378
2026	\$ 46,000	\$ 63,167	\$ 109,167
2027	\$ 47,000	\$ 61,903	\$ 108,903
2028	\$ 48,000	\$ 60,610	\$ 108,610
2029	\$ 50,000	\$ 59,290	\$ 109,290
2030	\$ 51,000	\$ 57,915	\$ 108,915
2031	\$ 52,000	\$ 56,512	\$ 108,512
2032	\$ 54,000	\$ 55,083	\$ 109,083
2033	\$ 55,000	\$ 53,598	\$ 108,598
2034	\$ 57,000	\$ 52,085	\$ 109,085
2035	\$ 58,000	\$ 50,518	\$ 108,518
2036	\$ 60,000	\$ 48,923	\$ 108,923
2037	\$ 62,000	\$ 47,273	\$ 109,273
2038	\$ 63,000	\$ 45,568	\$ 108,568
2039	\$ 65,000	\$ 43,835	\$ 108,835
2040	\$ 67,000	\$ 42,048	\$ 109,048
2041	\$ 69,000	\$ 40,205	\$ 109,205
2042	\$ 71,000	\$ 38,308	\$ 109,308
2043	\$ 72,000	\$ 36,355	\$ 108,355
2044	\$ 74,000	\$ 34,375	\$ 108,375
2045	\$ 77,000	\$ 32,340	\$ 109,340
2046	\$ 79,000	\$ 30,223	\$ 109,223
2047	\$ 81,000	\$ 28,050	\$ 109,050
2048	\$ 83,000	\$ 25,823	\$ 108,823
2049	\$ 85,000	\$ 23,540	\$ 108,540
2050	\$ 88,000	\$ 21,203	\$ 109,203
2051	\$ 90,000	\$ 18,783	\$ 108,783
2052	\$ 93,000	\$ 16,308	\$ 109,308
2053	\$ 95,000	\$ 13,750	\$ 108,750
2054	\$ 98,000	\$ 11,138	\$ 109,138
2055	\$ 100,000	\$ 8,443	\$ 108,443
2056	\$ 103,000	\$ 5,693	\$ 108,693
2057	\$ 104,000	\$ 2,860	\$ 106,860
<b>Totals</b>	<b>\$ 2,507,000</b>	<b>\$ 1,519,164</b>	<b>\$ 4,026,164</b>

## Debt Service Report

<b>Local Unit Name:</b>	City of Pottersville
<b>Local Unit Code:</b>	23-2060
<b>Current Fiscal Year End Date:</b>	6/30/2021
<b>Debt Name:</b>	2017 Wastewater Bonds
<b>Issuance Date:</b>	2017
<b>Issuance Amount:</b>	\$1,970,000
<b>Debt Instrument (or Type):</b>	Bonds
<b>Repayment Source(s):</b>	Sewer revenue

Years Ending	Principal	Interest	Total
2021	\$ 27,000	\$ 63,956	\$ 90,956
2022	\$ 27,000	\$ 63,045	\$ 90,045
2023	\$ 28,000	\$ 62,134	\$ 90,134
2024	\$ 29,000	\$ 61,189	\$ 90,189
2025	\$ 30,000	\$ 60,210	\$ 90,210
2026	\$ 31,000	\$ 59,198	\$ 90,198
2027	\$ 32,000	\$ 58,151	\$ 90,151
2028	\$ 33,000	\$ 57,071	\$ 90,071
2029	\$ 35,000	\$ 55,958	\$ 90,958
2030	\$ 36,000	\$ 54,776	\$ 90,776
2031	\$ 37,000	\$ 53,561	\$ 90,561
2032	\$ 38,000	\$ 52,313	\$ 90,313
2033	\$ 39,000	\$ 51,030	\$ 90,030
2034	\$ 41,000	\$ 49,714	\$ 90,714
2035	\$ 42,000	\$ 48,330	\$ 90,330
2036	\$ 44,000	\$ 46,913	\$ 90,913
2037	\$ 45,000	\$ 45,428	\$ 90,428
2038	\$ 47,000	\$ 43,909	\$ 90,909
2039	\$ 48,000	\$ 42,323	\$ 90,323
2040	\$ 50,000	\$ 40,703	\$ 90,703
2041	\$ 51,000	\$ 39,015	\$ 90,015
2042	\$ 53,000	\$ 37,294	\$ 90,294
2043	\$ 55,000	\$ 35,505	\$ 90,505
2044	\$ 57,000	\$ 33,649	\$ 90,649
2045	\$ 59,000	\$ 31,725	\$ 90,725
2046	\$ 61,000	\$ 29,734	\$ 90,734
2047	\$ 63,000	\$ 27,675	\$ 90,675
2048	\$ 65,000	\$ 25,548	\$ 90,548
2049	\$ 67,000	\$ 23,355	\$ 90,355
2050	\$ 69,000	\$ 21,094	\$ 90,094
2051	\$ 72,000	\$ 18,765	\$ 90,765
2052	\$ 74,000	\$ 16,335	\$ 90,335
2053	\$ 77,000	\$ 13,837	\$ 90,837
2054	\$ 79,000	\$ 11,239	\$ 90,239
2055	\$ 30,000	\$ 8,573	\$ 38,573
<b>Totals</b>	<b>\$ 1,671,000</b>	<b>\$ 1,443,255</b>	<b>\$ 3,114,255</b>

## Debt Service Report

<b>Local Unit Name:</b>	City of Pottersville
<b>Local Unit Code:</b>	23-2060
<b>Current Fiscal Year End Date:</b>	6/30/2021
<b>Debt Name:</b>	2017 Water Bonds
<b>Issuance Date:</b>	2017
<b>Issuance Amount:</b>	\$895,000
<b>Debt Instrument (or Type):</b>	Bonds
<b>Repayment Source(s):</b>	Water revenue

Years Ending	Principal	Interest	Total
2021	\$ 12,000	\$ 29,059	\$ 41,059
2022	\$ 12,000	\$ 28,654	\$ 40,654
2023	\$ 13,000	\$ 28,249	\$ 41,249
2024	\$ 13,000	\$ 27,810	\$ 40,810
2025	\$ 14,000	\$ 27,371	\$ 41,371
2026	\$ 14,000	\$ 26,899	\$ 40,899
2027	\$ 15,000	\$ 26,426	\$ 41,426
2028	\$ 15,000	\$ 25,920	\$ 40,920
2029	\$ 16,000	\$ 25,414	\$ 41,414
2030	\$ 16,000	\$ 24,874	\$ 40,874
2031	\$ 17,000	\$ 24,334	\$ 41,334
2032	\$ 17,000	\$ 23,760	\$ 40,760
2033	\$ 18,000	\$ 23,186	\$ 41,186
2034	\$ 19,000	\$ 22,579	\$ 41,579
2035	\$ 19,000	\$ 21,937	\$ 40,937
2036	\$ 20,000	\$ 21,296	\$ 41,296
2037	\$ 20,000	\$ 20,621	\$ 40,621
2038	\$ 21,000	\$ 19,946	\$ 40,946
2039	\$ 22,000	\$ 19,238	\$ 41,238
2040	\$ 23,000	\$ 18,495	\$ 41,495
2041	\$ 23,000	\$ 17,719	\$ 40,719
2042	\$ 24,000	\$ 16,943	\$ 40,943
2043	\$ 25,000	\$ 16,133	\$ 41,133
2044	\$ 26,000	\$ 15,289	\$ 41,289
2045	\$ 27,000	\$ 14,411	\$ 41,411
2046	\$ 28,000	\$ 13,500	\$ 41,500
2047	\$ 29,000	\$ 12,555	\$ 41,555
2048	\$ 30,000	\$ 11,576	\$ 41,576
2049	\$ 31,000	\$ 10,564	\$ 41,564
2050	\$ 32,000	\$ 9,518	\$ 41,518
2051	\$ 33,000	\$ 8,438	\$ 41,438
2052	\$ 34,000	\$ 7,324	\$ 41,324
2053	\$ 35,000	\$ 6,176	\$ 41,176
2054	\$ 36,000	\$ 4,995	\$ 40,995
2055	\$ 37,000	\$ 3,780	\$ 40,780
2056	\$ 39,000	\$ 2,531	\$ 41,531
2057	\$ 32,000	\$ 1,215	\$ 33,215
<b>Totals</b>	<b>\$ 857,000</b>	<b>\$ 658,735</b>	<b>\$ 1,515,735</b>

## Debt Service Report

<b>Local Unit Name:</b>	Potterville TIFA
<b>Local Unit Code:</b>	23-7503
<b>Current Fiscal Year End Date:</b>	6/30/2021
<b>Debt Name:</b>	Tax Increment Bond
<b>Issuance Date:</b>	
<b>Issuance Amount:</b>	
<b>Debt Instrument (or Type):</b>	Bond
<b>Repayment Source(s):</b>	Property taxes

Years Ending	Principal	Interest	Total
2021	\$ 40,000	\$ 21,043	\$ 61,043
2022	\$ 45,000	\$ 19,383	\$ 64,383
2023	\$ 50,000	\$ 17,433	\$ 67,433
2024	\$ 50,000	\$ 15,283	\$ 65,283
2025	\$ 55,000	\$ 12,945	\$ 67,945
2026	\$ 55,000	\$ 10,456	\$ 65,456
2027	\$ 60,000	\$ 7,810	\$ 67,810
2028	\$ 65,000	\$ 4,888	\$ 69,888
2029	\$ 70,000	\$ 1,680	\$ 71,680
<b>Totals</b>	<b>\$ 490,000</b>	<b>\$ 110,921</b>	<b>\$ 600,921</b>